

DORN
BRACHT

Specification Book Bath 2023

EXPORT

gross prices –
does not include statutory VAT

Valid from 01.01.2023



Finishes



	Chrome	Brushed Chrome **	Platinum	Brushed Platinum	Champagne (22kt Gold)	Brushed Champagne (22kt Gold)
Colour Code	-00	-93	-08	-06	-47	-46
RAL/NCS Classification						
Manufacturing Process	Electroplating					
Multiplier (Base: Chrome 00) for O	-	x 1,5	x 1,8	x 1,8	x 2,2	x 2,2

Bathroom


CL.1	●	○	○	●	●	●
CYO	●	○	○	●	○	○
IMO	●	●	●○	●	○	○
LISSÉ	●	●	○	●	○	○
LULU	●	○	○	●	○	○
MADISON	●	○	●	●	○	○
MEM	●	○	●	●	●	●
META	●	●	●○	●	●	●
TARA	●	●	●	●	●	●
VAIA	●	○	●	●	●	●
Supplementary Products	●	○	●	●	○	○

Kitchen

ELIO	●	●	●	●	●	●
ENO	●	●	●	●	●	●
LOT	●	○	●	●	●	●
MEM	●	●	●	●	●	●
META SQUARE	●	●	●	●	●	●
SYNC	●	●	●	●	●	●
TARA.*	●	●	●	●	●	●
TARA ULTRA*	●	●	●	●	●	●
Miscellaneous*	●	●	●	●	●	●

- Standard
- Variant, order via Customer Service / Multi = Price multiplier based on chrome prices.
- △ Feasibility check and price via x-tra Service
- Not reallsable
- Some items are available as standard versions, the rest as variants
- △ Some items are available as standard versions, the rest after checking with x-tra Service
- * Without Profi fittings
- ** The comparable finish to Brushed Chrome (-93) for all kitchen products is its equivalent, the finish Brushed Chrome (stainless steel) (-91).

Need a unique solution? We provide unlimited options on request. Special designs, made-to-measure, logo and signage, and custom finishes just to name a few. Our x-tra Service team is here to turn your vision into a reality.



	Durabrand (23kt Gold)	Brushed Durabrand (23kt Gold)	Dark Chrome	Brushed Dark Platinum	Matte Black	Red	Orange	Dark Green
	-09	-28	-19	-99	-33	-29	-30	-31
					Similar to RAL 9011	Equivalent NCS S 2570-R	Equivalent NCS S 1080-Y60R	Equivalent NCS S 6030-B70G

				PVD technique	Powder and wet paint coating			
	x 2,2	x 2,2	x 1,7	x 2,0	x 1,55	x 1,55	x 1,55	x 1,55

	○	○	●	●△	△	-	-	-
	○	●	●	●△	△	-	-	-
	○	●○	△	●△	△	-	-	-
	○	○	●	△	●	-	-	-
	○	○	△	△	△	-	-	-
	●	●	△	●△	△	-	-	-
	○	●	●	●△	△	-	-	-
	○	●○	●	●△	●	●△	●△	●△
	○	●	●	●△	●	-	-	-
	○	●	●	●△	-	-	-	-
	○	●	●	●△	●	-	-	-

	○	●	●	●	△	-	-	-
	○	●	●	●	△	-	-	-
	○	●	●	●	△	-	-	-
	●	●	●	●	●	-	-	-
	●	●	●	●	●	-	-	-
	●	●	●	●	●	-	-	-
	●	●	●	●	●	-	-	-
	●	●	●	●	●	-	-	-
	●	●	●	●	●	-	-	-

Valid from 01.01.2023 | Errors and omissions excepted.
All previous overviews shall become ineffective with the publication of this overview.

Further finishes
and individual
solutions are available
through our
x-tra Service.
See back cover.

Curated finishes for more individuality

With our carefully created finishes, you have the opportunity to customise the designs of your projects. You will find the right finish for any style.

Our selections are characterized by impressive intensity, depth of colour, and brilliance.



Chrome -00



Brushed Chrome -93



Platinum -08




Brushed Platinum -06



Champagne -47



Brushed Champagne -46



Durabronze -09




Brushed Durabronze -28



Dark Chrome -19



Brushed Dark Platinum -99



Matte Black -33



Red -29



Orange -30



Dark Green -31

Availability
of the finishes
by series on
the inside.

Specification Book 2023

gross prices – does not include statutory VAT

5 YEARS
WARRANTY

For detailed warranty terms and conditions, see dornbracht.com/warranty

gross prices – does not include statutory VAT.
Models, programmes and technical modifications as well as errors are excepted.
All previous price lists shall become ineffective with the publication of this price list.

List of Contents

Modifications 2023

IV - VI



LULU

191 - 220

Finishes

VII - VIII

Index

IX - XXXIII



MADISON

221 - 252

General Information

657 - 662



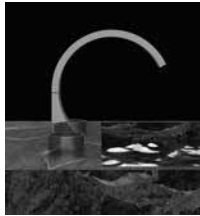
CL.1

001 - 054



MEM

253 - 308



CYO

055 - 116



META

309 - 378



IMO

117 - 156



TARA

379 - 450



LISSÉ

157 - 190



VAIA

451 - 506



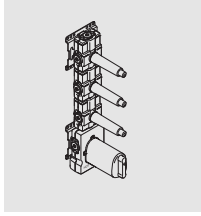
Shower

507 - 580



Miscellaneous Installation Items

609 - 622



Concealed Articles

581 - 608



Kitchen

623 - 656

Modifications 2023

Programme Additions

Finishes The portfolio is being enhanced by the new Dark Chrome and Champagne finishes, as well as the Red, Orange & Dark Green colour options. The Light Grey, Dark Grey, Pastel Green, Light Pink, Yellow and Grey Blue colour options will no longer be available as a standard. They can be ordered for selected items from the META series via the x-tra Service.

META / TARA / MEM / VAIA New product types and projection variants are being added to the TARA, META, VAIA and MEM series.

META The height of the raised base is being adjusted for the META single-lever basin mixers with raised bases. The item numbers will remain the same.

New article number	Name	In stock from
33 537 660-FF	Single-lever basin mixer with raised base without pop-up waste	01.04.23
33 537 662-FF	Single-lever basin mixer with raised base without pop-up waste	01.04.23
33 539 660-FF	Single-lever basin mixer with raised base without pop-up waste	01.04.23
33 539 662-FF	Single-lever basin mixer with raised base without pop-up waste	01.04.23

Showerpipes Dornbracht showerpipes will also be available with a rain shower diameter of 300 mm, in the future.

New article number	Name	In stock from
34 460 892-FF	Shower pipe with shower thermostat without hand shower	01.04.23
26 622 892-FF	Showerpipe with shower mixer without hand shower	01.04.23
26 623 892-FF	Showerpipe without hand shower	01.04.23
34 462 892-FF	Showerpipe with shower thermostat without hand shower	01.04.23
34 462 979-FF	Showerpipe with shower thermostat without hand shower	01.04.23
34 460 809-FF	Shower pipe with shower thermostat without hand shower	01.04.23

Programme Modifications

The following items will be repositioned by the end of the third quarter:

CL.1	New article number	Name	Replaces article number	Name
	33 521 705-FF	Single-lever basin mixer without pop-up waste	33 534 705-FF	Single-lever basin mixer with raised base without pop-up waste

LULU	New article number	Name	Replaces article number	Name
	33 200 710-FF	Single-lever bath mixer for wall mounting without shower set	33 233 710-FF	Single-lever bath mixer for wall mounting with hand shower set
	36 860 710-FF	Wall-mounted single-lever basin mixer without pop-up waste	33 534 710-FF	Single-lever basin mixer with raised base without pop-up waste
	83 900 780-FF	Toilet brush set wall model	83 900 710-FF	Toilet brush set wall model
	36 425 710-FF	Concealed thermostat with one function volume control	36 060 710-FF	Concealed single-lever mixer with cover plate
	28 050 980-FF	Wall bracket	28 050 710-FF	Wall bracket

MADISON	New article number	Name	Replaces article number	Name
	34 442 979-FF	Shower thermostat for wall mounting	26 101 360-FF	Shower mixer for wall mounting

Modifications 2023

META

New article number	Name	Replaces article number	Name
33 500 661-FF	Single-lever basin mixer with pop-up waste	33 500 665-FF	Single-lever basin mixer with pop-up waste
33 501 660-FF	Single-lever basin mixer with pop-up waste	33 501 664-FF	Single-lever basin mixer with pop-up waste
33 505 661-FF	Single-lever basin mixer without pop-up waste	33 505 665-FF	Single-lever basin mixer without pop-up waste
33 510 661-FF	Single-lever basin mixer with pop-up waste	33 510 665-FF	Single-lever basin mixer with pop-up waste
33 526 660-FF	Single-lever basin mixer without pop-up waste	33 525 664-FF	Single-lever basin mixer without pop-up waste
33 525 661-FF	Single-lever basin mixer without pop-up waste	33 525 665-FF	Single-lever basin mixer without pop-up waste
33 501 660-FF	Single-lever basin mixer with pop-up waste	33 526 664-FF	Single-lever basin mixer without pop-up waste
33 534 661-FF	Single-lever basin mixer with raised base without pop-up waste	33 534 665-FF	Single-lever basin mixer with raised base without pop-up waste
33 537 660-FF	Single-lever basin mixer with raised base without pop-up waste	33 537 664-FF	Single-lever basin mixer with raised base without pop-up waste
33 539 660-FF	Single-lever basin mixer with raised base without pop-up waste	33 539 664-FF	Single-lever basin mixer with raised base without pop-up waste

TARA

New article number	Name	Replaces article number	Name
34 442 979-FF	Shower thermostat for wall mounting	26 100 892-FF	Shower mixer for wall mounting
83 401 979-FF	Tumbler holder wall model	83 400 892-FF	Tumbler holder wall model
25 133 892-FF	Bath mixer for wall mounting with hand shower set	25 100 892-FF	Bath mixer for wall mounting

Miscellaneous

New article number	Name	Replaces article number	Name
28 018 979-FF0010	Hand shower	28 014 979-FF0010	Hand shower
28 019 979-FF0010	Hand shower	28 013 979-FF0010	Bar-type hand shower

Modifications 2023

Discontinuations

The Matte White finish is being completely removed from the product portfolio and in future, will no longer be available via the x-tra Service either.

The SYMETRICS series is being discontinued. Individual products, such as the flush-mounted valves and accessories, will be transferred to the IMO series.

SYMETRICS

Discontinued article number	Name
13 800 740-FF	Wall-mounted basin spout without pop-up waste
13 800 980-FF	Wall-mounted basin spout without pop-up waste
13 805 980-FF	Wall-mounted basin spout without pop-up waste
20 000 980-FF	Deck valve anti-clockwise closing cold or hot
20 000 985-FF	Deck valve anti-clockwise closing hot
20 000 986-FF	Deck valve clockwise closing cold
83 211 980-FF	Towel bar 1-piece non-swivel

The following items are being withdrawn from the product portfolio within different series'. The items will remain in stock until 30.09.2023.

Miscellaneous Discontinued without replacement

Discontinued article number	Name
11 001 980-FF	Cover
12 120 970-FF	Extension for shower with fixed riser
12 305 970 90	Adapter plate
12 501 970 90	High pressure hose
12 504 970 90	High pressure hose
12 800 970-FF	Cover

Detailed product information, documents, dimensional drawings and 3D objects can be found online at www.dornbracht.com.
Also go to www.dornbracht.com/care for information on cleaning, caring for and maintaining your product.

Descriptions of the finishes

Dornbracht products are designed to retain their special aesthetic quality and reliability for many years. This is why we attach great importance to maintaining a high standard of quality throughout the production process. This starts with selecting the right raw materials. Then the pieces are formed and polished. After numerous further stages and strict quality controls, the fittings are given their exquisite finishes in the electroplating shop. They then undergo a further check and are carefully packed, so that our exclusive, hand-made products can be safely transported.

Plated Finishes	Description	Production
Chrome -00 Brushed Chrome -93	A timeless, classic, high-gloss or matte finish that is cool in character.	<ol style="list-style-type: none"> 1. Basic material: brass / ABS (plastic) / die-cast zinc 2.1 Surface work: rough grinding and regrinding, polishing, superfine polishing 2.2 Surface work: rough grinding and regrinding, polishing, matte finishing 3. Treatment preparation: cleaning, ultrasonic cleaning 4.1 First plated coating: shiny nickel 4.2 First plated coating: matte nickel 5. Second plated coating: chrome
Platinum -08 Brushed Platinum -06	A timeless, classic, high-gloss or matte finish with a warm undertone.	<ol style="list-style-type: none"> 1. Basic material: brass / ABS (plastic) / die-cast zinc 2.1 Surface work: rough grinding and regrinding, polishing, superfine polishing 2.2 Surface work: matt finishing 3. Treatment preparation: cleaning 4.1 First plated coating: shiny nickel 4.2 First plated coating: matte nickel 5. Second plated coating: palladium nickel
Champagne -47 (22-karat gold) Brushed Champagne -46 (22-carat gold)	A light, modern, golden colour in a gloss or matte finish.	<ol style="list-style-type: none"> 1. Basic material: brass / ABS (plastic) / die-cast zinc 2. Surface work: rough grinding and regrinding, polishing, superfine polishing 3. Treatment preparation: cleaning, ultrasonic cleaning 4.1 First plated coating: shiny nickel 4.2 First plated coating: matte nickel 5. Second plated coating: palladium nickel, for ABS/die-cast zinc only 6. Third plated coating: 22-karat gold
Durabross -09 (23-karat gold) Brushed Durabross -28 (23-karat gold)	A warm, modern, golden colour in a gloss or matte finish.	<ol style="list-style-type: none"> 1. Basic material: brass / ABS (plastic) / die-cast zinc 2.1 Surface work: rough grinding and regrinding, polishing, superfine polishing 2.2 Surface work: rough grinding and regrinding, polishing, matte finishing 3. Treatment preparation: cleaning 4.1 First plated coating: shiny nickel 4.2 First plated coating: matte nickel 5. Second plated coating: palladium nickel, only when the basic material is ABS/die-cast zinc; no palladium nickel coating when the basic material is brass 6. Third plated coating: 23-karat gold
Dark Chrome -19	Combining the brilliance of Chrome with a colour that is dark and mystically warm.	<ol style="list-style-type: none"> 1. Basic material: brass / ABS (plastic) / die-cast zinc 2.1 Surface work: rough grinding and regrinding, polishing, superfine polishing 2.2 Surface work: rough grinding and regrinding, polishing, matte finishing 3. Treatment preparation: cleaning, ultrasonic cleaning 4.1 First plated coating: shiny nickel 4.2 First plated coating: matte nickel 5. Second plated coating: nickel anti-corrosion coating 6. Third plated coating: Chrome III dark

Finishes

PVD finishes	Description	Production
Brushed Dark Platinum	Sensuous, mystic finishes in dark colours that exude a natural warmth.	<ol style="list-style-type: none">1. Basic material: brass / ABS (plastic) / die-cast zinc2. Surface work: rough grinding and regrinding, polishing, matt finishing3. Preparatory treatment: cleaning, ultrasonic cleaning4. First plated coating: matt nickel5. Second plated coating: chrome6. Sealing PVD coat
Paint finishes	Description	Production
Matte black Red Orange Dark Green	Matte or gloss finishes ranging from subtle, neutral tones to vibrant colours.	<ol style="list-style-type: none">1. Basic material: brass / ABS (plastic) / die-cast zinc2. Surface work: rough grinding and regrinding, polishing, matt finishing3. Sealing Powder coating or wet paint coating

Index

Art. No.	Euro	Page	Art. No.	Euro	Page	Art. No.	Euro	Page
08			10 125 970-00	85.20	611	11 001 980-00	94.10	619
08 18 50 600 90	12.00	053	-06	136.50	611	-06	150.80	619
08 18 50 601 90	12.00	053	-08	136.50	611	-33	127.10	619
08 90 00 008 82	68.00	051	-09	170.40	611	11 170 370-00	108.80	224, 225
08 90 00 008 84	57.00	051	-19	128.00	611	-06	174.20	224, 225
08 90 04 000 82	86.00	251	-28	170.40	611	-08	174.20	224, 225
08 90 04 008 82	81.00	052	-33	115.00	611	-09	217.60	224, 225
			-46	170.40	611	-12	108.80	225
10			-47	170.40	611	-28	217.60	224, 225
10 040 970-00	464.40	225, 612	-93	110.80	611	-99	195.90	224, 225
-06	742.80	225, 612	-99	153.50	611	11 170 882-33	79.70	390
-08	742.80	225, 612	10 126 970-00	85.80	611	11 171 882-06	117.30	390
-09	928.80	225, 612	-06	137.20	611	-08	117.30	390
-19	696.70	612	-08	137.20	611	-19	109.90	390
-28	928.80	225, 612	-09	171.60	611	-28	146.60	390
-46	928.80	612	-19	128.60	611	-33	99.00	390
-47	928.80	612	-28	171.60	611	-46	146.60	390
-99	836.00	225, 612	-33	115.90	611	-47	146.60	390
10 050 970-00	82.80	612	-46	171.60	611	-93	95.30	390
-06	132.30	612	-47	171.60	611	-99	132.00	390
-08	132.30	612	-93	111.50	611	11 182 811-00	53.90	071, 104
-09	165.60	612	-99	154.50	611	-06	86.40	071, 104
-19	124.20	612	10 200 970-00	155.30	611	-08	86.40	071, 104
-28	165.60	612	-06	248.40	611	-09	107.80	071, 104
-33	111.90	612	-08	248.40	611	-19	80.90	071, 104
-46	165.60	612	-09	310.60	611	-28	107.80	071, 104
-47	165.60	612	-19	233.00	611	-99	97.20	071, 104
-93	107.60	612	-28	310.60	611	11 183 811-00	53.90	071, 104
-99	149.00	612	-33	209.40	611	-06	86.40	071, 104
10 060 780-00	368.70	010, 612	-46	310.60	611	-08	86.40	071, 104
-06	590.00	010, 612	-47	310.60	611	-09	107.80	071, 104
-08	590.00	070, 612	-93	201.90	611	-19	80.90	071, 104
-19	553.10	010, 612	-99	279.60	611	-28	107.80	071, 104
-28	737.40	070, 612	10 300 970-00	74.80	611	-99	97.20	071, 104
-33	498.00	612	-06	119.80	611	11 185 811-00	53.90	071, 104
-46	737.40	010, 612	-08	119.80	611	-06	86.40	071, 104
-47	737.40	010	-09	149.60	611	-08	86.40	071, 104
-93	479.30	125	-19	112.30	611	-09	107.80	071, 104
-99	663.70	010, 612	-28	149.60	611	-19	80.90	071, 104
10 060 970-00	322.30	162, 612	-33	101.10	611	-28	107.80	071, 104
-06	515.80	162, 612	-46	149.60	611	-99	97.20	071, 104
-08	515.80	326, 612	-47	149.60	611	11 187 811-00	53.90	098
-09	644.60	612	-93	97.20	611	-06	86.40	098
-19	483.40	162, 612	-99	134.60	611	-19	80.90	098
-28	644.60	326, 612	10 710 970-00	184.00	655	-28	107.80	098
-33	435.20	162, 612	-06	294.30	655	-99	97.20	098
-46	644.60	326, 612	-08	294.30	655	11 188 811-00	53.90	060, 070
-47	644.60	326, 612	-09	368.00	655	-06	86.40	060, 070
-93	419.00	162, 612	-19	276.00	655	-08	86.40	070
-99	580.10	326, 612	-28	368.00	655	-09	107.80	070
10 100 970-00	42.20	612	-33	248.50	655	-19	80.90	060, 070
-06	67.30	612	-46	368.00	655	-28	107.80	060, 070
-08	67.30	612	-47	368.00	655	-99	97.20	060, 070
-09	84.40	612	-93	239.20	655	11 189 811-00	53.90	060, 071
-19	63.40	612	-99	275.90	655	-06	86.40	060, 071
-28	84.40	612	10 711 970-00	184.00	656	-08	86.40	060, 071
-46	84.40	612	-06	294.30	656	-09	107.80	060, 071
-47	84.40	612	-08	294.30	656	-19	80.90	060, 071
-93	54.90	612	-09	368.00	656	-28	107.80	060, 071
10 105 970-00	55.60	613	-19	276.00	656	-99	97.20	060, 071
-06	88.80	613	-28	368.00	656	11 283 811-00	108.00	061, 071
-08	88.80	613	-33	248.50	656	-06	172.70	061, 071
-09	111.20	613	-46	368.00	656	-08	172.70	071
-19	83.40	613	-47	368.00	656	-09	216.00	071
-28	111.20	613	-93	239.20	656	-19	162.00	061, 071
-33	75.00	613	-99	275.90	656	-28	216.00	061, 071
-46	111.20	613	10 712 970-00	184.00	655	-99	194.40	061, 071
-47	111.20	613	-06	294.30	655	11 284 811-00	108.00	061, 071
-93	72.30	613	-08	294.30	655	-06	172.70	061, 071
-99	99.90	613	-09	368.00	655	-08	172.70	061, 071
10 110 970-00	55.60	613	-19	276.00	655	-09	216.00	061, 071
-06	88.80	613	-28	368.00	655	-19	162.00	061, 071
-08	88.80	613	-33	248.50	655	-28	216.00	061, 071
-09	111.20	613	-46	368.00	655	-99	194.40	061, 071
-19	83.40	613	-47	368.00	655	11 285 811-00	108.00	061, 072
-28	111.20	613	-93	239.20	655	-06	172.70	061, 072
-33	75.00	613	-99	275.90	655	-08	172.70	061, 072
-46	111.20	613	11			-09	216.00	061, 072
-47	111.20	613	11 000 980-00	265.90	619	-19	162.00	061, 072
-93	72.30	613	-06	425.40	619	-28	216.00	061, 072
-99	99.90	613	-33	359.00	619	-99	194.40	061, 072

Index

Art. No.	Euro	Page	Art. No.	Euro	Page	Art. No.	Euro	Page
11 420 360-00	273.70	230	12 715 970-00	40.90	610	13 630 740-00	2,164.90	301
-06	437.80	230	-06	65.40	610	-06	3,463.90	301
-08	437.80	230	-08	65.40	610	-08	3,463.70	301
-09	547.40	230	-09	81.80	610	-19	3,247.30	301
-28	547.40	230	-19	61.30	610	-28	4,329.80	301
-99	492.60	230	-28	81.80	610	-46	4,329.80	301
11 431 809-00	118.70	488	-33	55.20	610	-47	4,329.80	301
-06	190.00	488	-46	81.80	610	-99	3,896.70	301
-08	190.00	488	-47	81.80	610	13 672 661-00	1,552.40	368
-19	178.10	488	-93	53.20	610	-06	2,483.80	368
-28	237.40	488	-99	73.60	610	-19	2,328.60	368
-46	237.40	488	12 720 660-00	81.20	584, 621	-33	2,095.60	368
-47	237.40	488	-06	130.20	621	-46	3,104.80	368
-99	213.70	488	-08	130.20	621	-47	3,104.80	368
11 431 892-00	118.70	425	-28	162.40	621	-93	2,018.10	368
-06	190.00	425	-33	109.60	621	13 672 780-00	2,325.70	299
-08	190.00	425	-99	146.40	621	-06	3,721.20	299
-19	178.10	425	12 720 980-00	100.80	584, 621	-08	3,721.20	299
-28	237.40	425	-06	161.70	621	-19	3,488.50	299
-33	160.30	425	-08	161.70	621	-28	4,651.40	299
-46	237.40	425	-28	201.60	621	-46	4,651.40	299
-47	237.40	425	-99	181.70	621	-47	4,651.40	299
-93	154.30	425	12 765 970 90	86.00	599	13 700 845-00	387.20	161, 162
-99	213.70	425	12 801 970-00	52.80	151	-19	580.80	161, 162
12			-06	84.70	151	-33	522.70	161, 162
12 010 970 90	60.30	583	-08	84.70	245	-93	503.40	161, 162
12 012 970 90	60.30	591, 605	-09	105.60	245	13 714 705-00	796.70	005, 006
12 177 970 90	58.10	590, 604	-19	79.40	183	-06	1,274.80	005, 006
12 178 970 90	58.10	590, 604	-28	105.60	245	-19	1,195.10	006
12 179 970 90	187.60	583, 604	-33	71.70	183	-46	1,593.40	006
12 183 970 90	187.60	583	-46	105.60	300	-47	1,593.40	006
12 190 970 90	208.30	586, 604	-47	105.60	300	-99	1,434.20	005, 006
12 191 970 90	248.80	586, 604	-93	68.60	151	13 715 705-00	863.60	005, 006
12 202 979-00	47.60	619	-99	95.00	245	-06	1,381.40	005, 006
-06	76.70	619	12 869 970 90	148.00	585, 604	-19	1,295.40	005, 006
-08	76.70	619	12 870 970 90	202.40	585, 605	-46	1,727.20	005, 006
-28	95.20	619	12 880 970 90	202.40	585, 605	-47	1,727.20	005, 006
-33	64.30	619	12 940 979-85	460.30	553	-99	1,554.30	005, 006
-99	85.90	619	-86	460.30	553	13 715 782-00	1,004.30	265
12 305 970 90	34.30	024	13			-06	1,607.00	265
12 340 970 90	107.50	024, 605	13 415 979-00	1,083.10	026	-08	1,607.00	265
12 350 970 90	51.10	619	-06	1,732.90	026	-19	1,506.40	265
12 351 970 90	77.10	619	-08	1,732.90	235	-28	2,008.60	265
12 358 970 90	71.70	248	-19	1,624.80	026	-46	2,008.60	265
12 360 970 90	106.80	024, 605	-28	2,166.20	090	-47	2,008.60	265
12 370 970 90	186.80	605	-33	1,462.00	177	-99	1,807.80	265
12 380 970 90	267.10	605	-46	2,166.20	026	13 715 811-00	863.60	062, 066
12 506 970 90	86.40	005	-47	2,166.20	026	-06	1,381.40	062
12 509 970 90	235.00	047	-99	1,949.50	026	-19	1,295.40	062
12 570 970-00	130.40	617	13 420 979-00	1,547.40	026	-28	1,727.20	062
-06	208.90	617	-06	2,476.20	026	-36	1,381.40	062
-08	208.90	617	-08	2,476.20	235	-38	1,727.20	062
-19	195.50	617	-19	2,321.20	026	-99	1,554.30	062
-28	260.80	617	-28	3,094.80	091	13 716 670-00	553.60	123
-33	176.30	617	-33	2,089.20	178	13 716 782-00	982.00	263, 265
-46	260.80	617	-46	3,094.80	026	-06	1,571.20	265
-47	260.80	617	-47	3,094.80	026	-08	1,571.20	265
-93	169.50	617	-99	2,785.40	026	-19	1,473.00	265
-99	234.90	617	13 425 979-00	1,149.80	027	-28	1,964.00	265
12 580 970-00	130.40	617	-06	1,839.70	027	-46	1,964.00	265
-06	208.90	617	-08	1,839.70	236	-47	1,964.00	265
-08	208.90	617	-19	1,724.50	027	-99	1,767.60	265
-19	195.50	617	-28	2,299.60	091	13 716 809-00	863.60	460
-28	260.80	617	-33	1,552.20	178	13 716 882-00	554.00	324
-33	176.30	617	-46	2,299.60	027	13 717 705-00	1,085.20	006
-46	260.80	617	-47	2,299.60	027	-06	1,736.20	006
-47	260.80	617	-99	2,069.40	027	-19	1,627.80	006
-93	169.50	617	13 430 740-00	1,613.20	301	-46	2,170.40	006
-99	234.90	617	-06	2,581.00	301	-47	2,170.40	006
12 614 970 90	1,707.60	151	-08	2,581.00	301	-99	1,953.30	006
12 660 979-00	811.30	053	-19	2,419.80	301	13 717 811-00	906.70	062, 067
-06	1,298.30	053	-28	3,226.40	301	-06	1,450.40	062
-08	1,298.30	251	-46	3,226.40	301	-19	1,360.10	062
-19	1,216.90	053	-47	3,226.40	301	-28	1,813.40	062
-28	1,622.60	116	-99	2,903.70	301	-36	1,450.40	062
-33	1,095.20	189	13 612 705-00	1,152.50	047	-38	1,813.40	062
-46	1,622.60	053	-06	1,843.90	047	-99	1,632.10	062
-47	1,622.60	053	-19	1,728.80	047	13 800 670-00	545.10	124
-93	1,054.70	155	-46	2,305.00	047			
-99	1,460.40	053	-47	2,305.00	047			
			-99	2,074.50	047			

Index

Art. No.	Euro	Page	Art. No.	Euro	Page	Art. No.	Euro	Page
13 800 705-00	745.60	007, 008	13 801 892-00	594.90	440	20 000 716-00	380.20	043
-06	1,193.10	007, 008	-06	951.90	440	-06	608.30	043
-19	1,118.40	007, 008	-08	951.90	440	-19	570.30	043
-46	1,491.20	007, 008	-19	892.30	440	-28	760.40	106
-47	1,491.20	007, 008	-28	1,189.80	440	-46	760.40	043
-99	1,342.10	007, 008	-33	803.00	440	-47	760.40	043
13 800 782-00	728.40	263, 264	-46	1,189.80	440	-99	684.30	043
-06	1,165.00	263	-47	1,189.80	440	20 000 740-00	306.00	044
-08	1,165.00	263	-93	773.40	440	-06	489.30	044
-19	1,092.60	263	-99	1,070.90	440	-19	459.00	044
-28	1,456.80	263	13 805 811-00	689.70	066, 069	-28	612.00	107
-46	1,456.80	263	-06	1,103.70	066, 070	-46	612.00	044
-47	1,456.80	263	-19	1,034.60	066	-47	612.00	044
-99	1,311.10	263	-28	1,379.40	066, 070	-99	550.60	044
13 800 809-00	745.60	460, 461	-36	1,103.70	066, 070	20 000 741-00	306.00	044
-06	1,193.10	461	-38	1,379.40	066, 070	-06	489.30	044
-08	1,193.00	461	-99	1,241.50	066, 070	-19	459.00	044
-19	1,118.60	461				-28	612.00	107
-28	1,491.20	461	17			-46	612.00	044
-46	1,491.20	461	17 500 660-00	337.30	318	-47	612.00	044
-47	1,491.20	461	-06	539.80	318	-99	550.60	044
-99	1,342.00	461	-19	506.00	318	20 000 782-00	313.30	297
13 800 811-00	652.40	066, 068	-33	455.30	318	-06	501.20	297
-06	1,044.00	066, 069	-46	674.60	318	-08	501.20	297
-19	978.60	066	-47	674.60	318	-19	470.00	297
-28	1,304.80	066, 069	-93	438.50	318	-28	626.60	297
-36	1,044.00	066, 069	17 500 661-00	358.10	318	-46	626.60	297
-38	1,304.80	066, 069	-06	573.00	318	-47	626.60	297
-99	1,174.40	066, 069	-19	537.20	318	-99	563.90	297
13 800 882-00	467.90	325	-33	483.30	318	20 000 783-00	313.30	297
13 801 380-00	1,046.00	246	-46	716.20	318	-06	501.20	297
-06	1,673.60	246	-47	716.20	318	-08	501.20	297
-08	1,673.60	246	-93	465.50	318	-19	470.00	297
-09	2,092.00	246	17 500 662-00	464.70	318	-28	626.60	297
-28	2,092.00	246	-06	743.60	318	-46	626.60	297
-99	1,882.70	246	-19	697.10	318	-47	626.60	297
13 801 660-00	491.90	369	-33	627.40	318	-99	563.90	297
-06	786.90	369	-46	929.40	318	20 000 808-00	256.80	497
-19	738.00	369	-47	929.40	318	-06	410.80	497
-33	664.20	369	-93	604.10	318	-08	411.00	497
-46	983.80	369	17 500 809-00	417.00	461	-19	385.30	497
-47	983.80	369	-06	667.20	461	-28	513.60	497
-93	639.50	369	-08	667.20	461	-46	513.60	497
13 801 670-00	611.20	151	-19	625.40	461	-47	513.60	497
-06	977.90	151	-28	834.00	461	-99	462.20	497
-93	794.60	151	-46	834.00	461	20 000 809-00	256.80	497
13 801 705-00	777.10	048	-47	834.00	461	-06	410.80	497
-06	1,243.20	048	-99	750.60	461	-08	411.00	497
-19	1,165.70	048	17 500 892-00	387.90	385	-19	385.30	497
-46	1,554.20	048	-06	620.50	385	-28	513.60	497
-47	1,554.20	048	-08	620.50	385	-46	513.60	497
-99	1,398.70	048	-19	581.80	385	-47	513.60	497
13 801 710-00	615.00	215	-28	775.80	385	-99	462.20	497
-06	983.70	215	-33	523.70	385	20 000 811-00	306.00	106
13 801 782-00	695.80	301	-46	775.80	385	-06	489.30	106
-06	1,113.60	301	-47	775.80	385	-28	612.00	106
-08	1,113.60	301	-93	504.30	385	-36	489.30	106
-19	1,043.70	301	-99	698.10	385	-38	612.00	106
-28	1,391.60	301				-99	550.60	106
-46	1,391.60	301	20			20 000 892-00	214.10	436
-47	1,391.60	301	20 000 705-00	313.30	042, 047	-06	342.40	436
-99	1,252.50	301	-06	501.20	042, 047	-08	342.40	436
13 801 809-00	637.20	500	-19	470.00	042, 047	-19	321.10	436
-06	1,019.40	500	-46	626.60	042, 047	-28	428.20	436
-08	1,019.50	500	-47	626.60	042, 047	-33	288.90	436
-19	955.80	500	-99	563.90	042, 047	-46	428.20	436
-28	1,274.40	500	20 000 706-00	313.30	042, 047	-47	428.20	436
-46	1,274.40	500	-06	501.20	042, 047	-93	278.30	436
-47	1,274.40	500	-19	470.00	042, 047	-99	385.00	436
-99	1,146.90	500	-46	626.60	042, 047	20 001 705-00	380.20	042
13 801 811-00	777.10	109	-47	626.60	042, 047	-06	608.30	042
-06	1,243.40	109	-99	563.90	042, 047	-19	570.30	042
-19	1,165.70	109	20 000 715-00	380.20	043	-46	760.40	042
-28	1,554.20	109	-06	608.30	043	-47	760.40	042
-99	1,398.80	109	-19	570.30	043	-99	684.30	042
13 801 845-00	554.30	183	-28	760.40	043	20 001 706-00	380.20	042
-06	887.00	183	-46	760.40	043	-06	608.30	042
-19	831.50	183	-47	760.40	043	-19	570.30	042
-33	748.30	183	-99	684.30	043	-46	760.40	042
-93	720.60	183				-47	760.40	042
						-99	684.30	042

Index

Art. No.	Euro	Page	Art. No.	Euro	Page	Art. No.	Euro	Page
20 002 705-00	380.20	042	20 006 705-00	380.20	043	20 710 882-00	1,252.00	384
-06	608.30	042	-06	608.30	043	-06	2,003.20	384
-19	570.30	042	-19	570.30	043	-08	2,003.20	384
-46	760.40	042	-46	760.40	043	-19	1,878.10	384
-47	760.40	042	-47	760.40	043	-28	2,504.00	384
-99	684.30	042	-99	684.30	043	-33	1,690.10	384
20 002 706-00	380.20	042	20 006 706-00	380.20	043	-46	2,504.00	384
-06	608.30	042	-06	608.30	043	-47	2,504.00	384
-19	570.30	042	-19	570.30	043	-93	1,627.60	384
-46	760.40	042	-46	760.40	043	-99	2,253.60	384
-47	760.40	042	-47	760.40	043	20 710 892-00	1,138.10	383
-99	684.30	042	-99	684.30	043	-06	1,821.00	383
20 004 705-00	313.30	005, 043	20 700 360-00	1,486.60	224	-08	1,821.00	383
-06	501.20	005, 043	-06	2,378.70	224	-19	1,707.20	383
-19	470.00	005, 043	-08	2,378.70	224	-28	2,276.20	383
-46	626.60	005, 043	-09	2,973.20	224	-33	1,536.50	383
-47	626.60	005, 043	-28	2,973.20	224	-46	2,276.20	383
-99	563.90	005, 043	-99	2,676.10	224	-47	2,276.20	383
20 004 706-00	313.30	005, 043	20 700 370-00	1,449.40	224	-93	1,479.50	383
-06	501.20	005, 043	-06	2,318.90	224	-99	2,048.80	383
-19	470.00	005, 043	-08	2,318.90	224	20 713 661-00	973.90	318
-46	626.60	005, 043	-09	2,898.80	224	-06	1,558.40	318
-47	626.60	005, 043	-28	2,898.80	224	-19	1,460.90	318
-99	563.90	005, 043	-99	2,608.80	224	-33	1,314.80	318
20 004 715-00	380.20	044	20 705 782-00	1,556.80	257	-46	1,947.80	318
-06	608.30	044	-06	2,490.80	257	-47	1,947.80	318
-19	570.30	044	-08	2,490.80	257	-93	1,266.10	318
-28	760.40	107	-19	2,335.20	257	20 713 670-00	1,119.90	121
-46	760.40	044	-28	3,113.60	257	-06	1,791.80	121
-47	760.40	044	-46	3,113.60	257	-93	1,455.90	121
-99	684.30	044	-47	3,113.60	257	20 713 710-00	1,277.20	194
20 004 716-00	380.20	044	-99	2,802.20	257	-06	2,043.70	194
-06	608.30	044	20 705 809-00	1,326.80	455	20 713 782-00	1,556.80	257
-19	570.30	044	-06	2,122.70	455	-06	2,491.10	257
-28	760.40	107	-08	2,122.70	455	-08	2,491.10	257
-46	760.40	044	-19	1,990.20	455	-19	2,335.20	257
-47	760.40	044	-28	2,653.60	455	-28	3,113.60	257
-99	684.30	044	-46	2,653.60	455	-46	3,113.60	257
20 004 782-00	407.30	297	-47	2,653.60	455	-47	3,113.60	257
-06	651.60	297	-99	2,388.10	455	-99	2,802.30	257
-08	651.60	297	20 705 819-00	1,326.80	456	20 713 809-00	1,326.80	456
-19	611.00	297	-06	2,122.70	456	-06	2,122.60	456
-28	814.60	297	-08	2,122.70	456	-08	2,122.70	456
-46	814.60	297	-19	1,990.20	456	-19	1,990.20	456
-47	814.60	297	-28	2,653.60	456	-28	2,653.60	456
-99	733.10	297	-46	2,653.60	456	-46	2,653.60	456
20 004 783-00	407.30	297	-47	2,653.60	456	-47	2,653.60	456
-06	651.60	297	-99	2,388.10	456	-99	2,388.00	456
-08	651.60	297	20 705 882-00	1,305.40	384	20 713 811-00	1,504.70	062
-19	611.00	297	-06	2,088.60	384	-06	2,407.30	062
-28	814.60	297	-08	2,088.60	384	-19	2,257.10	062
-46	814.60	297	-19	1,958.00	384	-28	3,009.40	062
-47	814.60	297	-28	2,610.80	384	-36	2,407.30	062
-99	733.10	297	-33	1,762.20	384	-38	3,009.40	062
20 005 705-00	380.20	043	-46	2,610.80	384	-99	2,708.30	062
-06	608.30	043	-47	2,610.80	384	20 713 819-00	1,326.80	456
-19	570.30	043	-93	1,697.00	384	-06	2,122.60	456
-46	760.40	043	-99	2,349.50	384	-08	2,122.70	456
-47	760.40	043	20 705 892-00	1,206.10	383	-19	1,990.20	456
-99	684.30	043	-06	1,929.70	383	-28	2,653.60	456
20 005 706-00	380.20	043	-08	1,929.70	383	-46	2,653.60	456
-06	608.30	043	-19	1,809.20	383	-47	2,653.60	456
-19	570.30	043	-28	2,412.20	383	-99	2,388.00	456
-46	760.40	043	-33	1,628.30	383	20 713 845-00	819.00	160
-47	760.40	043	-46	2,412.20	383	-06	1,310.30	160
-99	684.30	043	-47	2,412.20	383	-19	1,228.50	160
20 005 782-00	407.30	297	-93	1,567.90	383	-33	1,105.60	160
-06	651.60	297	-99	2,171.00	383	-93	1,064.70	160
-08	651.60	297	20 710 811-00	1,429.30	061	20 713 882-00	1,305.40	384
-19	611.00	297	-06	2,286.90	061	-06	2,088.90	384
-28	814.60	297	-19	2,144.00	061	-08	2,088.90	384
-46	814.60	297	-28	2,858.60	061	-19	1,958.00	384
-47	814.60	297	-36	2,286.90	061	-28	2,610.80	384
-99	733.10	297	-38	2,858.60	061	-33	1,762.60	384
20 005 783-00	407.30	297	-99	2,572.80	061	-46	2,610.80	384
-06	651.60	297				-47	2,610.80	384
-08	651.60	297				-93	1,697.00	384
-19	611.00	297				-99	2,349.80	384
-28	814.60	297						
-46	814.60	297						
-47	814.60	297						
-99	733.10	297						

Index

Art. No.	Euro	Page	Art. No.	Euro	Page	Art. No.	Euro	Page
20 713 892-00	1,206.10	384	22 584 661-00	1,797.70	315	24		
-06	1,929.60	384	-06	2,876.30	315	24 510 360-00	1,169.30	226
-08	1,929.60	384	-19	2,696.50	315	-06	1,870.80	226
-19	1,809.20	384	-33	2,426.90	315	-08	1,870.80	226
-28	2,412.20	384	-46	3,595.40	315	-09	2,338.60	226
-33	1,628.20	384	-47	3,595.40	315	-28	2,338.60	226
-46	2,412.20	384	-93	2,337.00	315	-99	2,104.90	226
-47	2,412.20	384	22 585 809-00	2,052.60	455	24 510 892-00	846.20	392
-93	1,567.90	384	-06	3,284.20	455	-06	1,354.00	392
-99	2,171.10	384	-08	3,284.20	455	-08	1,354.00	392
20 715 782-00	1,630.70	257	-19	3,079.00	455	-19	1,269.30	392
-06	2,609.20	257	-28	4,105.20	455	-28	1,692.40	392
-08	2,609.20	257	-46	4,105.20	455	-33	1,142.50	392
-19	2,446.10	257	-47	4,105.20	455	-46	1,692.40	392
-28	3,261.40	257	-99	3,694.80	455	-47	1,692.40	392
-46	3,261.40	257	22 585 892-00	1,923.00	383	-93	1,100.10	392
-47	3,261.40	257	-06	3,076.90	383	-99	1,522.90	392
-99	2,935.40	257	-08	3,076.90	383			
			-19	2,884.60	383	25		
			-28	3,846.00	383	25 023 360-00	1,625.80	245
			-33	2,596.00	383	-06	2,601.00	245
22			-46	3,846.00	383	-08	2,601.00	245
22 302 892-00	643.40	382	-47	3,846.00	383	-09	3,251.60	245
-06	1,029.10	382	-93	2,499.90	383	-28	3,251.60	245
-08	1,029.10	382	-99	3,461.50	383	-99	2,926.50	245
-19	965.00	382	22 815 892-00	580.30	633	25 133 882-00	1,568.50	439
-28	1,286.80	382	-06	928.50	633	-06	2,509.20	439
-33	868.40	382	-08	928.50	633	-08	2,509.20	439
-46	1,286.80	382	-09	1,160.60	633	-19	2,352.80	439
-47	1,286.80	382	-19	870.50	633	-28	3,137.00	439
-93	836.40	382	-28	1,160.60	633	-33	2,116.90	439
-99	1,158.00	382	-33	783.40	633	-46	3,137.00	439
22 500 360-00	935.40	224	-46	1,160.60	633	-47	3,137.00	439
-06	1,497.00	224	-47	1,160.60	633	-93	2,039.10	439
-08	1,497.00	224	-93	754.40	633	-99	2,823.10	439
-09	1,870.80	224	-99	870.50	633	25 133 892-00	1,433.30	439
-28	1,870.80	224	22 900 360-00	203.80	225, 610	-06	2,293.90	439
-99	1,683.80	224	-06	326.20	225, 610	-08	2,293.90	439
22 512 892-00	677.50	382	-08	326.20	225, 610	-19	2,150.00	439
-06	1,084.00	382	-09	407.60	225, 610	-28	2,866.60	439
-08	1,084.00	382	-28	407.60	225, 610	-33	1,935.30	439
-19	1,016.30	382	-99	366.80	225, 610	-46	2,866.60	439
-28	1,355.00	382	22 900 361-00	203.80	225, 610	-47	2,866.60	439
-33	914.50	382	-06	326.20	225, 610	-93	1,863.30	439
-46	1,355.00	382	-08	326.20	225, 610	-99	2,580.20	439
-47	1,355.00	382	-09	407.60	225, 610	25 863 661-00	3,156.60	367
-93	880.80	382	-28	407.60	225, 610	-06	5,050.70	367
-99	1,219.60	382	-99	366.80	225, 610	-19	4,734.90	367
22 513 809-00	866.30	455	22 900 892-00	196.20	391, 610	-28	6,313.20	367
-06	1,386.00	455	-06	313.80	391, 610	-33	4,262.40	367
-08	1,386.00	455	-08	313.80	391, 610	-46	6,313.20	367
-19	1,299.50	455	-19	294.30	391, 610	-47	6,313.20	367
-28	1,732.60	455	-28	392.40	391, 610	-93	4,103.60	367
-46	1,732.60	455	-33	264.90	391, 610	-99	5,682.00	367
-47	1,732.60	455	-46	392.40	391, 610	25 863 705-00	4,624.80	047
-99	1,559.30	455	-47	392.40	391, 610	-06	7,399.60	047
22 513 892-00	717.80	382	-99	353.20	391, 610	-19	6,937.20	047
-06	1,148.30	382	22 901 782-00	204.70	010, 610	-46	9,249.60	047
-08	1,148.30	382	-06	327.60	010, 610	-47	9,249.60	047
-19	1,076.70	382	-08	327.60	265, 610	-99	8,324.50	047
-28	1,435.60	382	-19	307.20	010, 610	25 863 710-00	4,624.80	214
-33	968.70	382	-28	409.40	070, 610	-06	7,399.60	214
-46	1,435.60	382	-33	276.60	610	25 863 782-00	4,624.80	299
-47	1,435.60	382	-46	409.40	010, 610	-06	7,399.60	299
-93	933.10	382	-47	409.40	010	-08	7,399.60	299
-99	1,292.00	382	-93	266.10	125	-19	6,937.30	299
22 533 892-00	945.20	383	-99	368.60	010, 610	-28	9,249.60	299
-06	1,512.60	383	22 901 979-00	179.50	163	-46	9,249.60	299
-08	1,512.60	383	-06	287.20	163	-47	9,249.60	299
-19	1,417.90	383	-08	287.20	326	-99	8,324.60	299
-28	1,890.40	383	-19	269.20	163	25 863 809-00	4,630.90	498
-33	1,276.20	383	-28	359.00	326	-06	7,409.70	498
-46	1,890.40	383	-33	242.40	163	-08	7,409.40	498
-47	1,890.40	383	-46	359.00	326	-19	6,946.50	498
-93	1,228.80	383	-47	359.00	326	-28	9,261.80	498
-99	1,701.50	383	-93	233.40	163	-46	9,261.80	498
22 584 660-00	1,684.20	315	-99	322.90	326	-47	9,261.80	498
-06	2,694.60	315				-99	8,335.70	498
-19	2,526.20	315				25 863 811-00	4,624.80	108
-33	2,273.60	315				-06	7,399.60	108
-46	3,368.40	315				-19	6,937.20	108
-47	3,368.40	315				-28	9,249.60	108
-93	2,189.50	315				-99	8,324.50	108

Index

Art. No.	Euro	Page	Art. No.	Euro	Page	Art. No.	Euro	Page
25 943 360-00	3,992.50	245	26 413 710-00	668.20	198	26 632 892-00	2,816.50	402
-06	6,388.00	245	-06	1,068.60	198	-06	4,506.00	402
-08	6,388.00	245	-08	1,068.90	514	-08	4,506.00	402
-09	7,985.00	245	-28	1,336.40	514	-19	4,224.70	402
-28	7,985.00	245	-33	901.60	514	-28	5,633.00	402
-99	7,186.80	245	-99	1,202.30	514	-33	3,801.90	402
25 943 809-00	4,037.50	498	26 413 809-00	668.00	467	-46	5,633.00	402
-06	6,459.80	498	-06	1,068.60	467	-47	5,633.00	402
-08	6,459.90	498	-08	1,068.40	467	-93	3,661.50	402
-19	6,056.30	498	-19	1,001.90	467	-99	5,069.70	402
-28	8,075.00	498	-28	1,336.00	467	26 633 360-00	3,032.60	229
-46	8,075.00	498	-46	1,336.00	467	-06	4,852.20	229
-47	8,075.00	498	-47	1,336.00	467	-08	4,852.20	229
-99	7,267.60	498	-99	1,202.00	467	-09	6,065.20	229
25 943 819-00	4,037.50	498	26 413 892-00	668.00	397	-28	6,065.20	229
-06	6,459.80	498	-06	1,068.30	397	-99	5,458.70	229
-08	6,459.90	498	-08	1,068.30	397	26 633 809-00	2,816.00	470
-19	6,056.30	498	-19	1,001.90	397	-06	4,505.60	470
-28	8,075.00	498	-28	1,336.00	397	-08	4,505.60	470
-46	8,075.00	498	-33	901.50	397	-19	4,224.00	470
-47	8,075.00	498	-46	1,336.00	397	-28	5,632.00	470
-99	7,267.60	498	-47	1,336.00	397	-46	5,632.00	470
25 943 882-00	3,997.30	438	-93	868.40	397	-47	5,632.00	470
-06	6,395.50	438	-99	1,202.00	397	-99	5,068.80	470
-08	6,395.50	438	26 413 979-00	400.10	017	26 633 892-00	2,752.50	401
-19	5,996.10	438	-06	652.50	017	-06	4,403.30	401
-28	7,994.60	438	-08	640.10	272	-08	4,403.30	401
-33	5,396.40	438	-19	600.30	017	-19	4,128.80	401
-46	7,994.60	438	-28	800.20	079	-28	5,505.00	401
-47	7,994.60	438	-33	550.50	168	-33	3,715.50	401
-93	5,196.50	438	-46	800.20	017	-46	5,505.00	401
-99	7,195.30	438	-47	800.20	017	-47	5,505.00	401
25 943 892-00	3,670.50	438	-93	520.10	130	-93	3,578.30	401
-06	5,872.60	438	-99	720.00	017	-99	4,954.40	401
-08	5,872.60	438	26 413 980-00	668.10	016	26 701 980-19	862.70	621
-19	5,505.70	438	-06	1,068.40	016	-47	1,150.20	621
-28	7,341.00	438	-08	1,068.40	271	26 705 670-19	427.40	621
-33	4,954.90	438	-19	1,002.10	016			
-46	7,341.00	438	-28	1,336.20	078	27		
-47	7,341.00	438	-33	901.60	517	27 412 670-00	2,172.00	151
-93	4,771.70	438	-46	1,336.20	016	-06	3,475.20	151
-99	6,606.60	438	-47	1,336.20	016	-93	2,823.60	151
			-93	868.50	129	27 412 710-00	2,114.90	214
			-99	1,202.10	016	-06	3,383.90	214
26			26 622 892-00	2,816.50	402	27 412 782-00	2,624.80	300
26 024 661-00	4,773.10	336	-06	4,506.40	402	-06	4,200.00	300
-06	7,636.90	336	-08	4,506.40	402	-08	4,200.00	300
-08	7,637.00	336	-19	4,224.80	402	-19	3,937.20	300
-19	7,159.60	336	-28	5,633.00	402	-28	5,249.60	300
-28	9,546.20	336	-33	3,802.30	402	-46	5,249.60	300
-33	6,443.60	336	-46	5,633.00	402	-47	5,249.60	300
-46	9,546.20	336	-47	5,633.00	402	-99	4,724.60	300
-47	9,546.20	336	-93	3,661.50	402	27 412 845-00	1,824.20	183
-93	6,205.00	336	-99	5,069.70	402	-06	2,918.80	183
-99	8,591.60	336	26 623 892-00	2,752.50	401	-19	2,736.30	183
26 025 661-00	4,773.10	336	-06	4,404.00	401	-33	2,462.70	183
26 413 360-00	734.90	227	-08	4,404.00	401	-93	2,371.50	183
-06	1,176.10	227	-19	4,128.80	401	27 502 360-00	3,144.00	245
-08	1,176.10	227	-28	5,505.00	401	-06	5,030.30	245
-09	1,469.80	227	-33	3,715.90	401	-08	5,030.30	245
-28	1,469.80	227	-46	5,505.00	401	-09	6,288.00	245
-99	1,322.90	227	-47	5,505.00	401	-28	6,288.00	245
26 413 370-00	734.90	228	-93	3,578.30	401	-99	5,659.20	245
-06	1,176.10	228	-99	4,954.50	401	27 502 370-00	3,077.60	246
-08	1,176.10	228	26 632 360-00	3,032.60	229	-06	4,924.30	246
-09	1,469.80	228	-06	4,852.20	229	-08	4,924.30	246
-28	1,469.80	228	-08	4,852.20	229	-09	6,155.20	246
-99	1,322.90	228	-09	6,065.20	229	-28	6,155.20	246
26 413 625-00	667.20	332	-28	6,065.20	229	-99	5,539.60	246
-06	1,067.80	332	-99	5,458.80	229	27 512 710-00	2,114.10	215
-08	1,067.80	332	26 632 809-00	2,816.00	470	-06	3,382.70	215
-19	1,000.80	332	-06	4,505.40	470	27 512 882-00	2,215.50	440
-28	1,334.40	332	-08	4,505.40	470	-06	3,544.90	440
-33	900.40	332	-19	4,224.00	470	-08	3,544.90	440
-46	1,334.40	332	-28	5,632.00	470	-19	3,323.30	440
-47	1,334.40	332	-46	5,632.00	470	-28	4,431.00	440
-93	867.40	332	-47	5,632.00	470	-33	2,991.10	440
-99	1,201.30	332	-99	5,068.90	470	-46	4,431.00	440
						-47	4,431.00	440
						-93	2,880.20	440
						-99	3,987.70	440

Index

Art. No.	Euro	Page	Art. No.	Euro	Page	Art. No.	Euro	Page
27 512 892-00	2,067.10	439	27 702 979-00	552.70	183	27 802 970-00	447.00	021
-06	3,307.30	439	-06	884.20	183	-00 0010	447.00	021
-08	3,307.30	439	-08	884.20	441	-06	714.40	021
-19	3,100.70	439	-09	1,105.40	441	-06 0010	714.40	021
-28	4,134.20	439	-19	829.10	183	-08	714.40	277
-33	2,790.40	439	-28	1,105.40	441	-08 0010	714.40	277
-46	4,134.20	439	-33	746.20	183	-19	670.60	021
-47	4,134.20	439	-46	1,105.40	441	-19 0010	670.60	021
-93	2,687.20	439	-47	1,105.40	441	-28	894.00	086
-99	3,720.70	439	-93	718.50	183	-28 0010	894.00	086
27 522 809-00	3,100.50	499	-99	995.00	441	-33	603.60	561
-06	4,960.90	499	27 702 980-00	543.50	047, 048	-33 0010	603.60	561
-08	4,960.80	499	-06	869.40	047, 048	-46	894.00	021
-19	4,650.70	499	-08	869.40	301	-46 0010	894.00	021
-28	6,201.00	499	-19	815.20	047, 048	-47	894.00	021
-46	6,201.00	499	-28	1,087.00	109	-47 0010	894.00	021
-47	6,201.00	499	-46	1,087.00	047, 048	-93	581.10	137
-99	5,580.70	499	-47	1,087.00	047, 048	-93 0010	581.10	137
27 522 819-00	3,100.50	499	-93	706.60	151	-99	804.20	021
-06	4,960.90	499	-99	978.20	047, 048	-99 0010	804.20	021
-08	4,960.80	499	27 802 660-00	433.30	343	27 803 361-00	648.10	232
-19	4,650.70	499	-00 0010	433.30	343	-00 0010	648.10	232
-28	6,201.00	499	-06	693.60	343	-06	1,036.60	232
-46	6,201.00	499	-06 0010	693.60	343	-06 0010	1,036.60	232
-47	6,201.00	499	-08	693.60	343	-08	1,036.60	232
-99	5,580.70	499	-08 0010	693.60	343	-08 0010	1,036.60	232
27 523 811-00	3,100.50	109	-19	649.90	343	-09	1,296.20	232
-06	4,960.90	109	-19 0010	649.90	343	-09 0010	1,296.20	232
-19	4,650.80	109	-28	866.60	343	-28	1,296.20	232
-28	6,201.00	109	-28 0010	866.60	343	-28 0010	1,296.20	232
-99	5,580.70	109	-33	585.30	343	-99	1,166.70	232
27 532 782-00	2,491.50	300	-33 0010	585.30	343	-99 0010	1,166.70	232
-06	3,986.30	300	-46	866.60	343	27 803 371-00	618.80	232
-08	3,986.30	300	-46 0010	866.60	343	-00 0010	618.80	232
-19	3,737.20	300	-47	866.60	343	-06	990.00	232
-28	4,983.00	300	-47 0010	866.60	343	-06 0010	990.00	232
-46	4,983.00	300	-93	563.30	343	-08	990.00	232
-47	4,983.00	300	-93 0010	563.30	343	-08 0010	990.00	232
-99	4,484.70	300	-99	779.70	343	-09	1,237.60	232
27 632 661-00	1,612.40	368	-99 0010	779.70	343	-09 0010	1,237.60	232
-06	2,579.80	368	27 802 845-00	469.60	174	-28	1,237.60	232
-19	2,418.70	368	-00 0010	469.60	174	-28 0010	1,237.60	232
-33	2,175.80	368	-06	751.40	174	-99	1,113.80	232
-46	3,224.80	368	-06 0010	751.40	174	-99 0010	1,113.80	232
-47	3,224.80	368	-19	704.40	174	27 803 660-00	419.90	343
-93	2,096.10	368	-19 0010	704.40	174	-00 0010	419.90	343
27 632 809-00	2,181.00	499	-33	634.10	174	-06	671.70	343
-06	3,489.60	499	-33 0010	634.10	174	-06 0010	671.70	343
-08	3,489.60	499	-93	610.50	174	-08	671.70	343
-19	3,271.40	499	-93 0010	610.50	174	-08 0010	671.70	343
-28	4,362.00	499	27 802 892-00	581.80	414	-19	630.00	343
-46	4,362.00	499	-00 0010	581.80	414	-19 0010	630.00	343
-47	4,362.00	499	-06	931.20	414	-28	839.80	343
-99	3,926.10	499	-06 0010	931.20	414	-28 0010	839.80	343
27 632 811-00	2,290.10	108	-08	931.20	414	-33	566.10	343
-06	3,664.10	108	-08 0010	931.20	414	-33 0010	566.10	343
-19	3,435.20	108	-19	872.70	414	-46	839.80	343
-28	4,580.20	108	-19 0010	872.70	414	-46 0010	839.80	343
-99	4,122.10	108	-28	1,163.60	414	-47	839.80	343
27 702 660-00	408.70	369	-28 0010	1,163.60	414	-47 0010	839.80	343
-06	653.60	369	-33	785.70	414	-93	545.90	343
-19	613.00	369	-33 0010	785.70	414	-93 0010	545.90	343
-33	551.80	369	-46	1,163.60	414	-99	754.90	343
-46	817.40	369	-46 0010	1,163.60	414	-99 0010	754.90	343
-47	817.40	369	-47	1,163.60	414	27 803 845-00	453.50	175
-93	531.30	369	-47 0010	1,163.60	414	-00 0010	453.50	175
27 702 809-00	607.90	500	-93	756.30	414	-06	725.80	175
-06	972.50	500	-93 0010	756.30	414	-06 0010	725.80	175
-08	972.80	500	-99	1,047.30	414	-19	680.30	175
-19	912.10	500	-99 0010	1,047.30	414	-19 0010	680.30	175
-28	1,215.80	500				-33	612.10	175
-46	1,215.80	500				-33 0010	612.10	175
-47	1,215.80	500				-93	589.60	175
-99	1,094.40	500				-93 0010	589.60	175

Index

Art. No.	Euro	Page	Art. No.	Euro	Page	Art. No.	Euro	Page
27 803 892-00	570.30	415	27 808 980-00	674.50	021	27 820 979-00	473.10	178
-00 0010	570.30	415	-00 0010	674.50	021	-06	757.10	178
-06	912.40	415	-06	1,079.10	021	-08	757.10	236
-06 0010	912.40	415	-06 0010	1,079.10	021	-19	709.80	178
-08	912.40	415	-08	1,079.10	278	-28	946.20	236
-08 0010	912.40	415	-08 0010	1,079.10	278	-33	638.70	178
-19	855.60	415	-19	1,011.70	021	-46	946.20	350
-19 0010	855.60	415	-19 0010	1,011.70	021	-47	946.20	350
-28	1,140.60	415	-28	1,349.00	087	-93	615.00	178
-28 0010	1,140.60	415	-28 0010	1,349.00	087	-99	851.60	236
-33	769.80	415	-33	910.70	566	27 821 979-00	652.30	028
-33 0010	769.80	415	-33 0010	910.70	566	-06	1,043.70	028
-46	1,140.60	415	-46	1,349.00	021	-08	1,043.70	284
-46 0010	1,140.60	415	-46 0010	1,349.00	021	-19	978.50	028
-47	1,140.60	415	-47	1,349.00	021	-28	1,304.60	092
-47 0010	1,140.60	415	-47 0010	1,349.00	021	-46	1,304.60	028
-93	741.40	415	-93	876.90	138	-47	1,304.60	028
-93 0010	741.40	415	-93 0010	876.90	138	-93	848.00	142
-99	1,026.80	415	-99	1,213.80	021	-99	1,174.30	028
-99 0010	1,026.80	415	-99 0010	1,213.80	021	27 822 979-00	552.30	029
27 805 625-00	312.60	344	27 809 980-00	848.20	022	-06	883.70	029
-00 0010	312.60	344	-00 0010	848.20	022	-08	883.70	285
-06	500.10	344	-06	1,357.20	022	-19	828.40	029
-06 0010	500.10	344	-06 0010	1,357.20	022	-28	1,104.60	093
-19	468.90	344	-08	1,357.00	278	-46	1,104.60	029
-19 0010	468.90	344	-08 0010	1,357.00	278	-47	1,104.60	029
-28	625.20	344	-19	1,272.50	022	-93	718.00	143
-28 0010	625.20	344	-19 0010	1,272.50	022	-99	994.20	029
-33	422.00	344	-28	1,696.40	087	27 823 979-00	561.10	179
-33 0010	422.00	344	-28 0010	1,696.40	087	-06	897.70	179
-46	625.20	344	-46	1,696.40	022	-08	897.70	237
-46 0010	625.20	344	-46 0010	1,696.40	022	-19	841.50	179
-47	625.20	344	-47	1,696.40	022	-28	1,122.20	237
-47 0010	625.20	344	-47 0010	1,696.40	022	-33	757.40	179
-93	406.40	344	-93	1,102.70	138	-46	1,122.20	351
-93 0010	406.40	344	-93 0010	1,102.70	138	-47	1,122.20	351
27 806 625-00	322.30	345	-99	1,526.70	022	-93	729.40	179
-00 0010	322.30	345	-99 0010	1,526.70	022	-99	1,009.90	237
-06	515.90	345, 367	27 809 985-00	885.30	022	27 838 979-00	859.50	027
-06 0010	515.90	345	-00 0010	885.30	022	-06	1,375.10	027
-19	483.40	345	-06	1,416.60	022	-08	1,375.10	283
-19 0010	483.40	345	-06 0010	1,416.60	022	-19	1,289.30	027
-28	644.60	345	-08	1,416.40	279	-28	1,719.00	091
-28 0010	644.60	345	-08 0010	1,416.40	279	-46	1,719.00	027
-33	434.60	345	-19	1,328.00	022	-47	1,719.00	027
-33 0010	434.60	345	-19 0010	1,328.00	022	-93	1,117.40	142
-46	644.60	345	-28	1,770.60	088	-99	1,547.00	027
-46 0010	644.60	345	-28 0010	1,770.60	088	27 840 979-00	473.10	178
-47	644.60	345	-46	1,770.60	022	-06	757.00	178
-47 0010	644.60	345	-46 0010	1,770.60	022	-08	757.00	236
-93	419.00	345	-47	1,770.60	022	-19	709.70	178
-93 0010	419.00	345	-47 0010	1,770.60	022	-28	946.20	236
27 808 710-00	653.90	203	-93	1,150.90	139	-33	638.70	178
-00 0010	653.90	203	-93 0010	1,150.90	139	-46	946.20	350
-06	1,046.40	203	-99	1,593.40	022	-47	946.20	350
-06 0010	1,046.40	203	-99 0010	1,593.40	022	-93	615.00	178
27 808 809-00	640.10	480	27 818 980-00	801.90	023	-99	851.60	236
-00 0010	640.10	480	-00 0010	801.90	023	27 841 979-00	652.30	028
-06	1,024.30	480	-06	1,282.70	023	-06	1,043.70	028
-06 0010	1,024.30	480	-06 0010	1,282.70	023	-08	1,043.70	284
-08	1,024.30	480	-08	1,283.30	279	-19	652.30	028
-08 0010	1,024.30	480	-08 0010	1,283.30	279	-28	1,304.60	092
-19	960.20	480	-19	1,202.90	023	-46	1,304.60	028
-19 0010	960.20	480	-19 0010	1,202.90	023	-47	1,304.60	028
-28	1,280.20	480	-28	1,603.80	088	-93	848.00	142
-28 0010	1,280.20	480	-28 0010	1,603.80	088	-99	1,174.10	028
-46	1,280.20	480	-33	1,082.50	569	27 842 979-00	552.30	029
-46 0010	1,280.20	480	-33 0010	1,082.50	569	-06	883.70	029
-47	1,280.20	480	-46	1,603.80	023	-08	883.70	285
-47 0010	1,280.20	480	-46 0010	1,603.80	023	-19	552.30	029
-99	1,152.30	480	-47	1,603.80	023	-28	1,104.60	093
-99 0010	1,152.30	480	-47 0010	1,603.80	023	-46	1,104.60	029
			-93	1,042.50	139	-47	1,104.60	029
			-93 0010	1,042.50	139	-93	718.00	143
			-99	1,443.30	023	-99	994.10	029
			-99 0010	1,443.30	023			

Index

Art. No.	Euro	Page	Art. No.	Euro	Page	Art. No.	Euro	Page
27 843 979-00	561.10	179	28 015 979-00	120.20	080, 557	28 019 979-00	226.00	080, 336, 557
-06	897.80	179	-00 0010	120.20	557	-00 0010	226.00	018
-08	897.80	237	-06	192.50	080, 557	-06	361.80	080, 336, 557
-19	841.70	179	-06 0010	192.20	557	-06 0010	361.60	018
-28	1,122.20	237	-08	192.50	334, 557	-08	361.80	334, 336, 557
-33	757.50	179	-08 0010	192.20	557	-08 0010	361.60	273
-46	1,122.20	351	-19	180.30	080, 557	-19	339.00	080, 336, 557
-47	1,122.20	351	-19 0010	180.30	557	-19 0010	339.00	018
-93	729.40	179	-28	240.40	080, 557	-28	452.00	080, 336, 557
-99	1,010.00	237	-28 0010	240.40	557	-28 0010	452.00	081
27 858 979-00	859.50	027	-33	162.10	169, 557	-33	305.20	169, 336, 557
-06	1,375.20	027	-33 0010	162.10	557	-33 0010	305.10	170
-08	1,375.20	283	-46	240.40	334, 557	-46	452.00	334, 336, 557
-19	978.50	027	-46 0010	240.40	557	-46 0010	452.00	018
-28	1,719.00	091	-47	240.40	334, 557	-47	452.00	334, 336, 557
-46	1,719.00	027	-47 0010	240.40	557	-47 0010	452.00	018
-47	1,719.00	027	-93	156.30	403, 557	-93	293.80	336, 557
-93	1,117.40	142	-93 0010	156.30	557	-93 0010	293.80	133
-99	1,547.10	027	-99	216.30	080, 557	-99	406.90	080, 336, 557
			-99 0010	216.30	557	-99 0010	406.80	018
28			28 016 979-00	186.40	080, 559	28 031 970-00	710.90	173
28 002 970-00	291.30	227, 230, 557	-00 0010	186.40	559	-06	1,137.50	173
-00 0010	291.30	557	-06	298.50	080, 559	-08	1,137.50	341
-06	465.80	227, 230, 557	-06 0010	298.40	559	-19	1,066.40	173
-06 0010	465.80	557	-08	298.50	334, 559	-28	1,421.80	341
-08	465.80	227, 230, 557	-08 0010	298.40	559	-33	959.70	173
-08 0010	465.80	557	-19	279.60	080, 559	-46	1,421.80	341
-09	582.60	227, 230, 557	-19 0010	279.60	559	-47	1,421.80	341
-09 0010	582.60	557	-28	372.80	080, 559	-93	924.20	173
-28	582.60	227, 230, 557	-28 0010	372.80	559	-99	1,279.60	341
-28 0010	582.60	557	-33	251.70	169, 559	28 032 970-00	1,068.10	174
-99	524.10	227, 230, 557	-33 0010	251.70	559	-06	1,709.00	174
-99 0010	524.10	557	-46	372.80	334, 559	-08	1,709.00	342
28 002 978-00	224.70	227, 230, 559	-46 0010	372.80	559	-19	1,602.20	174
-00 0010	224.70	559	-47	372.80	334, 559	-28	2,136.20	342
-06	359.50	227, 230, 559	-47 0010	372.80	559	-33	1,441.90	174
-06 0010	359.50	559	-93	242.30	403, 559	-46	2,136.20	342
-08	359.50	227, 230, 559	-93 0010	242.30	559	-47	2,136.20	342
-08 0010	359.50	559	-99	335.60	080, 559	-93	1,388.50	174
-09	449.40	227, 230, 559	-99 0010	335.60	559	-99	1,922.70	342
-09 0010	449.40	559	28 017 979-00	173.10	012, 558	28 033 970-00	1,425.30	174
-28	449.40	227, 230, 559	-00 0010	173.10	013	-06	2,280.40	174
-28 0010	449.40	559	-06	277.10	012, 558	-08	2,280.40	342
-99	404.50	227, 230, 559	-06 0010	276.80	013	-19	2,137.90	174
-99 0010	404.50	559	-08	277.10	267, 558	-28	2,850.60	342
28 012 979-00	224.70	012, 013, 559	-08 0010	276.80	268	-33	1,924.10	174
-00 0010	224.70	559	-19	259.70	012, 558	-46	2,850.60	342
-06	359.50	012, 013, 559	-19 0010	259.70	013	-47	2,850.60	342
-06 0010	359.50	559	-28	346.20	074, 558	-93	1,852.90	174
-08	359.50	267, 268, 559	-28 0010	346.20	075	-99	2,565.50	342
-08 0010	359.50	559	-33	233.80	165, 558	28 034 970-00	2,139.70	174
-19	337.10	012, 013, 559	-33 0010	233.80	167	-06	3,423.50	174
-19 0010	337.10	559	-46	346.20	012, 558	-08	3,423.50	342
-28	449.40	074, 075, 559	-46 0010	346.20	013	-19	3,209.50	174
-28 0010	449.40	559	-47	346.20	012, 558	-28	4,279.40	342
-33	303.30	165, 514, 559	-47 0010	346.20	013	-33	2,888.60	174
-33 0010	303.30	559	-93	225.00	127, 558	-46	4,279.40	342
-46	449.40	012, 013, 559	-93 0010	225.00	127	-47	4,279.40	342
-46 0010	449.40	559	-99	311.60	012, 558	-93	2,781.60	174
-47	449.40	012, 013, 559	-99 0010	311.40	013	-99	3,851.40	342
-47 0010	449.40	559	28 018 979-00	129.20	012, 015, 558	28 041 980-00	710.90	020
-93	292.10	127, 559	-00 0010	129.20	558	-06	1,137.50	020
-93 0010	292.10	559	-06	206.70	012, 015, 558	-08	1,137.50	276
-99	404.50	012, 013, 559	-06 0010	206.70	558	-19	1,066.40	020
-99 0010	404.50	559	-08	206.70	267, 270, 558	-28	1,421.80	085
28 013 979-93 0010	293.80	132	-08 0010	206.70	558	-33	959.70	549
			-19	193.80	012, 015, 558	-46	1,421.80	020
			-19 0010	193.80	558	-47	1,421.80	020
			-28	258.40	074, 077, 558	-93	924.20	136
			-28 0010	258.40	558	-99	1,279.60	020
			-33	174.40	165, 167, 558	28 042 980-00	1,068.10	020
			-33 0010	174.40	558	-06	1,709.00	020
			-46	258.40	012, 015, 558	-08	1,709.00	276
			-46 0010	258.40	558	-19	1,602.20	020
			-47	258.40	012, 015, 558	-28	2,136.20	086
			-47 0010	258.40	558	-33	1,441.90	549
			-93	168.00	127, 128, 558	-46	2,136.20	020
			-93 0010	168.00	558	-47	2,136.20	020
			-99	232.50	012, 015, 558	-93	1,388.50	137
			-99 0010	232.60	558	-99	1,922.70	020

Index

Art. No.	Euro	Page	Art. No.	Euro	Page	Art. No.	Euro	Page
28 043 980-00	1,425.30	020	28 204 970-00	113.00	620	28 450 625-00	110.10	332, 352
-06	2,280.40	020	-06	180.80	620	-06	176.30	352
-08	2,280.40	276	-08	180.80	620	-08	176.30	352
-19	2,137.90	020	-09	226.00	620	-19	165.20	352
-28	2,850.60	086	-19	490.00	620	-28	220.20	352
-33	1,924.10	550	-28	226.00	620	-33	148.40	352
-46	2,850.60	020	-33	186.00	620	-46	220.20	352
-47	2,850.60	020	-46	226.00	620	-47	220.20	352
-93	1,852.90	137	-47	226.00	620	-93	143.10	352
-99	2,565.50	020	-93	146.90	621	-99	198.20	352
28 044 980-00	2,139.70	020	-99	203.40	620	28 450 710-00	164.30	198, 206
-06	3,423.50	020	28 285 979-00	99.80	028	-06	262.50	198, 206
-08	3,423.50	277	-06	159.70	028	28 450 809-00	127.80	467, 487
-19	3,209.50	020	-08	159.60	236	-06	204.00	467, 487
-28	4,279.40	086	-19	149.70	028	-08	204.30	467, 487
-33	2,888.60	550	-28	199.60	092	-19	191.60	467, 487
-46	4,279.40	020	-33	134.70	178	-28	255.60	467, 487
-47	4,279.40	020	-46	199.60	028	-46	255.60	467, 487
-93	2,781.60	137	-47	199.60	028	-47	255.60	467, 487
-99	3,851.40	020	-93	129.70	142	-99	229.90	467, 487
28 050 625-00	153.80	352	-99	179.60	028	28 450 845-00	114.60	168, 179
-06	246.20	352	28 286 979-00	99.80	028	-06	183.30	168, 179
-19	230.60	352	-06	159.70	028	-19	171.90	168, 179
-28	307.60	352	-08	159.60	236	-33	154.70	168, 179
-33	207.70	352	-19	149.70	028	-93	149.00	168, 179
-46	307.60	352	-28	199.60	092	28 450 980-00	157.20	016, 030
-47	307.60	352	-33	134.70	178	-06	251.70	016, 030
-93	199.90	352	-46	199.60	028	-08	251.70	271, 286
-99	276.70	352	-47	199.60	028	-19	236.00	016, 030
28 050 809-00	194.00	487	-93	129.70	142	-28	314.40	078, 093
-06	311.10	487	-99	179.60	028	-33	212.30	615
-08	310.40	487	28 304 970-00	149.90	620	-46	314.40	016, 030
-19	291.00	487	-06	240.60	620	-47	314.40	016, 030
-28	388.00	487	-08	240.60	620	-93	204.40	129, 143
-46	388.00	487	-09	299.80	620	-99	283.00	016, 030
-47	388.00	487	-19	225.00	620	28 490 660-00	214.10	352
-99	349.50	487	-28	299.80	620	-06	342.30	352
28 050 845-00	147.60	179	-33	202.40	620	-08	342.30	352
-06	236.10	179	-46	299.80	620	-19	321.10	352
-19	221.40	179	-47	299.80	620	-28	428.20	352
-33	199.20	179	-93	194.90	621	-33	289.10	352
-93	191.90	179	-99	270.20	621	-46	428.20	352
28 050 892-00	176.50	423	28 322 970-00	86.00	620	-47	428.20	352
-06	282.50	423	-06	137.60	620	-93	278.30	352
-08	282.50	423	-08	137.60	620	-99	384.80	352
-19	264.70	423	-09	172.00	620	28 490 970-00	226.90	029
-28	353.00	423	-19	416.00	620	-06	363.30	029
-33	238.20	423	-28	172.00	620	-08	363.30	285
-46	353.00	423	-33	116.10	620	-19	340.50	029
-47	353.00	423	-46	172.00	620	-28	453.80	093
-93	229.50	423	-47	172.00	620	-33	306.30	614
-99	317.60	423	-93	111.80	621	-46	453.80	029
28 050 980-00	204.10	030	-99	505.00	620	-47	453.80	029
-06	326.90	030	28 323 970-00	128.00	619	-93	295.00	143
-08	326.90	286	-06	196.00	619	-99	408.00	029
-19	306.20	030	-08	772.00	619	28 504 670-00	583.50	018
-28	408.20	094	-09	256.00	619	-06	926.00	018
-33	275.60	616	-19	440.00	619	-08	933.60	274
-46	408.20	030	-28	256.00	619	-19	875.20	018
-47	408.20	030	-33	196.00	619	-28	1,167.00	082
-93	265.30	143	-46	256.00	619	-46	1,167.00	018
-99	367.40	030	-47	256.00	619	-47	1,167.00	018
28 060 970-00	188.20	030	-93	166.40	619	-93	758.60	133
-06	301.40	030	-99	529.00	619	-99	1,050.30	018
-08	301.40	286	28 450 370-00	112.40	227, 237	28 504 979-00	563.10	170
-19	282.40	030	-06	179.80	227, 237	-06	901.30	170
-28	376.40	094	-08	179.80	227, 237	-08	901.20	337
-33	254.30	179	-09	224.80	227, 237	-19	844.80	170
-46	376.40	030	-28	224.80	227, 237	-28	1,126.20	337
-47	376.40	030	-99	202.40	227, 237	-33	760.30	170
-93	244.70	143	28 450 410-00	101.70	227, 237	-46	1,126.20	337
-99	338.90	030	-06	162.60	227, 237	-47	1,126.20	337
28 104 970-00	98.00	620	-08	162.60	227, 237	-93	732.00	170
-06	156.80	620	-09	203.40	227, 237	-99	1,013.80	337
-08	156.80	620	-28	203.40	227, 237			
-09	196.00	620	-99	183.00	227, 237			
-19	428.00	620						
-28	196.00	620						
-33	132.30	620						
-46	196.00	620						
-47	196.00	620						
-93	127.40	620						
-99	176.40	620						

Index

Art. No.	Euro	Page	Art. No.	Euro	Page	Art. No.	Euro	Page
28 505 979-00	351.00	171	28 518 979-00	297.90	175	28 649 670-00	970.90	083
-06	561.60	171	-06	476.80	175	-06	1,553.60	083
-08	561.60	338	-08	476.80	345	-08	1,553.60	541
-19	526.50	171	-09	595.80	572	-19	1,456.40	083
-28	702.00	338	-19	446.90	175	-28	1,941.80	083
-33	473.90	171	-28	595.80	345	-46	1,941.80	541
-46	702.00	338	-33	402.10	175	-47	1,941.80	541
-47	702.00	338	-46	595.80	345	-93	1,262.20	134
-93	456.30	171	-47	595.80	345	-99	1,747.80	083
-99	631.90	338	-93	387.30	175	28 649 970-00	917.60	171
28 508 360-00	629.90	230	-99	536.20	345	-06	1,468.20	171
-00 0010	629.90	230	28 528 360-00	350.60	233	-08	1,468.20	338
-06	1,007.60	230	-06	561.00	233	-19	1,376.50	171
-06 0010	1,007.60	230	-08	561.00	233	-28	1,835.20	338
-08	1,007.60	230	-09	701.20	233	-33	1,238.90	171
-08 0010	1,007.60	230	-28	701.20	233	-46	1,835.20	338
-09	1,259.80	230	-99	631.10	233	-47	1,835.20	338
-09 0010	1,259.80	230	28 528 710-00	334.00	203	-93	1,192.90	171
-28	1,259.80	230	-06	534.40	203	-99	1,651.80	338
-28 0010	1,259.80	230	28 528 782-00	360.20	023	28 658 970-00	1,892.60	172
-99	1,133.60	230	-06	576.30	023	-06	3,028.20	172
-99 0010	1,133.60	230	-08	576.30	280	-08	3,028.20	339
28 508 710-00	626.10	201	-19	540.30	023	-19	2,838.90	172
-00 0010	626.10	201	-28	720.40	088	-28	3,785.20	339
-06	1,002.00	201	-46	720.40	023	-33	2,555.00	172
-06 0010	1,002.00	201	-47	720.40	023	-46	3,785.20	339
28 508 979-00	629.90	171	-93	468.30	139	-47	3,785.20	339
-00 0010	629.90	171	-99	648.40	023	-93	2,460.40	172
-06	1,007.50	171	28 528 979-00	297.90	175	-99	3,406.70	339
-06 0010	1,007.50	171	-06	476.60	175	28 659 970-00	1,892.60	172
-08	1,007.50	337	-08	476.60	345	-06	3,028.20	172
-08 0010	1,007.50	337	-09	595.80	572	-08	3,028.20	339
-19	944.80	171	-19	446.90	175	-19	2,839.00	172
-19 0010	944.80	171	-28	595.80	345	-28	3,785.20	339
-28	1,259.80	337	-33	402.20	175	-33	2,555.00	172
-28 0010	1,259.80	337	-46	595.80	345	-46	3,785.20	339
-33	850.30	171	-47	595.80	345	-47	3,785.20	339
-33 0010	850.30	171	-93	387.30	175	-93	2,460.40	172
-46	1,259.80	337	-99	536.20	345	-99	3,406.60	339
-46 0010	1,259.80	337	28 544 977-00	1,171.40	231	28 668 970-00	779.80	084
-47	1,259.80	337	-06	1,874.20	231	-06	1,247.70	084
-47 0010	1,259.80	337	-08	1,874.20	231	-08	1,247.70	340
-93	818.90	171	-09	2,342.80	231	-19	1,169.70	084
-93 0010	818.90	171	-28	2,342.80	231	-28	1,559.60	084
-99	1,133.60	337	-99	2,108.50	231	-33	1,052.70	172
-99 0010	1,133.60	337	28 545 977-00	1,171.40	231	-46	1,559.60	340
28 508 980-00	647.60	019	-06	1,874.00	231	-47	1,559.60	340
-00 0010	647.60	019	-08	1,874.00	231	-93	1,013.70	135
-06	1,035.90	019	-09	2,342.80	231	-99	1,403.60	084
-06 0010	1,035.90	019	-28	2,342.80	231	28 669 970-00	779.80	084
-08	1,036.20	274	-99	2,108.40	231	-06	1,248.00	084
-08 0010	1,036.20	274	28 564 977-00	885.30	231	-08	1,248.00	340
-19	971.40	019	-06	1,416.50	231	-19	1,169.70	084
-19 0010	971.40	019	-08	1,416.50	231	-28	1,559.60	084
-28	1,295.20	083	-09	1,770.60	231	-33	1,053.10	172
-28 0010	1,295.20	083	-28	1,770.60	231	-46	1,559.60	340
-46	1,295.20	019	-99	1,593.50	231	-47	1,559.60	340
-46 0010	1,295.20	019	28 565 977-00	885.30	231	-93	1,013.70	135
-47	1,295.20	019	-06	1,416.60	231	-99	1,403.70	084
-47 0010	1,295.20	019	-08	1,416.60	231	28 678 670-00	1,139.40	083
-93	841.90	134	-09	1,770.60	231	-06	1,823.00	083
-93 0010	841.90	134	-28	1,770.60	231	-08	1,823.00	543
-99	1,165.90	019	-99	1,593.40	231	-19	1,709.10	083
-99 0010	1,165.90	019	28 648 670-00	970.90	083	-28	2,278.80	083
28 518 360-00	350.60	233	-06	1,553.40	083	-46	2,278.80	543
-06	561.00	233	-08	1,553.40	541	-47	2,278.80	543
-08	561.00	233	-19	1,456.40	083	-93	1,481.20	134
-09	701.20	233	-28	1,941.80	083	-99	2,050.90	083
-28	701.20	233	-46	1,941.80	541	28 678 970-00	1,081.00	172
-99	630.80	233	-47	1,941.80	541	-06	1,729.60	172
28 518 710-00	334.00	203	-93	1,262.20	134	-08	1,729.60	339
-06	534.50	203	-99	1,747.60	083	-19	1,621.50	172
28 518 782-00	360.20	023	28 648 970-00	917.60	171	-28	2,162.00	339
-06	576.50	023	-06	1,468.20	171	-33	1,459.40	172
-08	576.50	280	-08	1,468.20	338	-46	2,162.00	339
-19	540.30	023	-19	1,376.40	171	-47	2,162.00	339
-28	720.40	088	-28	1,835.20	338	-93	1,405.30	172
-46	720.40	023	-33	1,238.80	171	-99	1,945.80	339
-47	720.40	023	-46	1,835.20	338			
-93	468.30	139	-47	1,835.20	338			
-99	648.50	023	-93	1,192.90	171			
			-99	1,651.70	338			

Index

Art. No.	Euro	Page	Art. No.	Euro	Page	Art. No.	Euro	Page
28 679 670-00	1,139.40	083	28 774 980-00	1,236.80	019	29 210 782-00	492.30	287
-06	1,823.00	083	-06	1,978.90	019	-06	787.50	287
-08	1,823.00	543	-08	1,978.90	275	-08	787.50	287
-19	1,709.20	083	-19	1,855.20	019	-19	738.50	287
-28	2,278.80	083	-28	2,473.60	085	-28	984.60	287
-46	2,278.80	543	-33	1,669.70	547	-46	984.60	287
-47	2,278.80	543	-46	2,473.60	019	-47	984.60	287
-93	1,481.20	134	-47	2,473.60	019	-99	886.10	287
-99	2,051.00	083	-93	1,607.80	136	29 217 811-00	1,241.40	060
28 679 970-00	1,081.00	172	-99	2,226.20	019	-06	1,986.20	060
-06	1,730.10	172	28 775 980-00	1,236.80	019	-19	1,862.10	060
-08	1,730.10	339	-06	1,978.90	019	-28	2,482.80	060
-19	1,621.60	172	-08	1,978.90	275	-36	1,986.20	060
-28	2,162.00	339	-19	1,855.10	019	-38	2,482.80	060
-33	1,459.80	172	-28	2,473.60	085	-99	2,234.50	060
-46	2,162.00	339	-33	1,669.70	547	29 218 811-00	1,316.50	060
-47	2,162.00	339	-46	2,473.60	019	-06	2,106.30	060
-93	1,405.30	172	-47	2,473.60	019	-19	1,974.80	060
-99	1,945.90	339	-93	1,607.80	136	-28	2,633.00	060
28 688 970-00	919.40	084	-99	2,226.10	019	-36	2,106.30	060
-06	1,471.00	084	28 784 710-00	1,406.40	202	-38	2,633.00	060
-08	1,471.00	340	-06	2,250.20	202	-99	2,369.70	060
-19	1,379.10	084	28 786 710-00	1,406.40	202	29 300 660-00	532.00	369
-28	1,838.80	084	-06	2,250.40	202	-06	851.30	369
-33	1,241.20	173	-08	2,250.00	544	-19	798.00	369
-46	1,838.80	340	-28	2,812.80	544	-33	718.30	369
-47	1,838.80	340	-99	2,531.30	544	-46	1,064.00	369
-93	1,195.20	135	28 796 710-00	1,195.60	202	-47	1,064.00	369
-99	1,654.90	084	-06	1,913.00	202	-93	691.60	369
28 689 970-00	919.40	084	-08	1,913.10	547	29 300 670-00	643.40	048
-06	1,470.50	084	-28	2,391.20	547	-06	1,029.40	048
-08	1,470.50	340	-99	2,152.20	547	-08	1,029.40	301
-19	1,379.10	084	29			-19	965.00	048
-28	1,838.80	084	29 140 660-00	614.20	369	-28	1,286.80	110
-33	1,240.90	173	-06	983.00	369	-46	1,286.80	048
-46	1,838.80	340	-19	921.30	369	-47	1,286.80	048
-47	1,838.80	340	-33	829.30	369	-93	836.40	151
-93	1,195.20	135	-46	1,228.40	369	-99	1,158.00	048
-99	1,654.80	084	-47	1,228.40	369	30		
28 698 970-00	1,692.50	084	-93	798.50	369	30 010 662-00	431.10	318
-06	2,708.00	084	29 140 670-00	830.00	047, 109	-06	689.80	318
-08	2,708.00	341	-06	1,328.00	047, 109	-19	646.70	318
-19	2,538.80	084	-08	1,328.00	302	-33	582.00	318
-28	3,385.00	084	-19	1,244.90	047, 109	-46	862.20	318
-33	2,284.90	173	-28	1,660.00	109	-47	862.20	318
-46	3,385.00	341	-46	1,660.00	047, 302	-93	560.40	318
-47	3,385.00	341	-47	1,660.00	047, 302	30 010 809-00	436.80	461
-93	2,200.30	135	-93	1,079.00	151	-06	698.80	461
-99	3,046.50	084	-99	1,494.00	047, 109	-08	698.80	461
28 699 970-00	1,692.50	084	29 140 809-00	840.70	500	-19	655.10	461
-06	2,707.90	084	-06	1,345.10	500	-28	873.60	461
-08	2,707.90	341	-08	1,345.20	500	-46	873.60	461
-19	2,538.60	084	-19	1,261.10	500	-47	873.60	461
-28	3,385.00	084	-28	1,681.40	500	-99	786.00	461
-33	2,284.70	173	-46	1,681.40	500	30 010 892-00	410.10	387
-46	3,385.00	341	-47	1,681.40	500	-06	656.30	387
-47	3,385.00	341	-99	1,513.30	500	-08	656.30	387
-93	2,200.30	135	29 140 892-00	764.30	441	-19	615.20	387
-99	3,046.40	084	-06	1,222.80	441	-28	820.20	387
28 764 980-00	1,455.00	019	-08	1,222.80	441	-33	553.70	387
-06	2,328.00	019	-19	1,146.50	441	-46	820.20	387
-08	2,328.00	275	-28	1,528.60	441	-47	820.20	387
-19	2,182.50	019	-33	1,031.80	441	-93	533.10	387
-28	2,910.00	085	-46	1,528.60	441	-99	738.40	387
-33	1,964.30	544	-47	1,528.60	441	33		
-46	2,910.00	019	-93	993.60	441	33 200 660-00	643.30	367
-47	2,910.00	019	-99	1,375.60	441	-06	1,029.20	367
-93	1,891.50	136	29 140 979-00	759.00	441	-19	965.00	367
-99	2,619.00	019	-06	1,214.20	441	-33	868.40	367
28 765 980-00	1,455.00	019	-08	1,214.20	441	-46	1,286.60	367
-06	2,327.90	019	-19	1,138.50	441	-47	1,286.60	367
-08	2,327.90	275	-28	1,518.00	441	-93	836.30	367
-19	2,182.50	019	-33	1,024.50	441	33 200 710-00	1,135.10	214
-28	2,910.00	085	-46	1,518.00	441	-06	1,816.30	214
-33	1,964.30	544	-47	1,518.00	441	33 200 845-00	768.00	183
-46	2,910.00	019	-93	986.70	441	-06	1,228.70	183
-47	2,910.00	019	-99	1,366.10	441	-19	1,152.00	183
-93	1,891.50	136				-33	1,036.70	183
-99	2,619.00	019				-93	998.40	183
28 766 710-00	1,195.60	202						
-06	1,913.00	202						

Index

Art. No.	Euro	Page	Art. No.	Euro	Page	Art. No.	Euro	Page
33 233 660-00	952.40	367	33 501 662-00	500.10	314	33 510 661-00	623.40	315
-06	1,524.00	367	-06	800.20	314	-06	997.50	315
-19	1,428.60	367	-08	800.20	314	-19	935.10	315
-33	1,286.30	367	-19	750.30	314	-33	841.60	315
-46	1,904.80	367	-28	1,000.20	314	-46	1,246.80	315
-47	1,904.80	367	-29	675.20	314	-47	1,246.80	315
-93	1,238.10	367	-30	675.20	314	-93	810.40	315
33 300 660-00	576.50	353	-31	675.20	314	33 510 809-00	818.70	454
-06	922.30	353	-33	675.10	314	-06	1,309.80	454
-19	864.80	353	-46	1,000.20	314	-08	1,309.80	454
-33	779.60	353	-47	1,000.20	314	-19	1,228.20	454
-46	1,153.00	353	-93	650.10	314	-28	1,637.40	454
-47	1,153.00	353	-99	900.20	314	-46	1,637.40	454
-93	749.50	353	33 501 782-00	1,241.40	256	-47	1,637.40	454
33 300 845-00	655.60	180	-06	1,986.00	256	-99	1,473.70	454
-06	1,048.70	180	-08	1,986.00	256	33 513 882-00	786.90	382
-19	983.40	180	-19	1,862.10	256	-06	1,259.00	382
-33	885.00	180	-28	2,482.80	256	-08	1,259.00	382
-93	852.30	180	-46	2,482.80	256	-19	1,180.30	382
33 301 670-00	655.80	144	-47	2,482.80	256	-28	1,573.80	382
-06	1,048.60	144	-99	2,234.50	256	-33	1,062.30	382
-93	852.50	144	33 502 660-00	447.30	313	-46	1,573.80	382
33 500 661-00	659.00	316	-06	715.50	313	-47	1,573.80	382
-06	1,054.50	316	-19	671.00	313	-93	1,023.00	382
-19	988.60	316	-33	603.30	313	-99	1,416.40	382
-33	889.70	316	-46	894.60	313	33 521 670-00	582.10	120
-46	1,318.00	316	-47	894.60	313	-06	931.40	120
-47	1,318.00	316	-93	581.50	313	-93	756.70	120
-93	856.70	316	33 502 782-00	1,110.50	256	33 521 705-00	1,130.40	005
33 500 670-00	629.70	120	-06	1,776.70	256	-06	1,808.80	005
-06	1,007.40	120	-08	1,776.70	256	-19	1,695.60	005
-08	1,007.40	120	-19	1,665.70	256	-46	2,260.80	005
-28	1,259.40	120	-28	2,221.00	256	-47	2,260.80	005
-93	818.60	120	-46	2,221.00	256	-99	2,034.80	005
-99	1,133.20	120	-47	2,221.00	256	33 521 710-00	888.30	194
33 500 710-00	935.20	194	-99	1,998.90	256	-06	1,421.60	194
-06	1,496.30	194	33 504 660-00	531.40	314	33 521 782-00	1,130.40	256
33 500 782-00	1,185.80	256	-06	850.20	314	-06	1,808.90	256
-06	1,897.10	256	-19	797.00	314	-08	1,808.90	256
-08	1,897.10	256	-33	717.30	314	-19	1,695.70	256
-19	1,778.80	256	-46	1,062.80	314	-28	2,260.80	256
-28	2,371.60	256	-47	1,062.80	314	-46	2,260.80	256
-46	2,371.60	256	-93	690.80	314	-47	2,260.80	256
-47	2,371.60	256	33 505 660-00	531.40	314	-99	2,034.80	256
-99	2,134.20	256	-06	850.20	314	33 521 809-00	798.70	454
33 500 809-00	865.70	454	-19	797.00	314	-06	1,277.50	454
-06	1,384.80	454	-46	1,062.80	314	-08	1,277.70	454
-08	1,385.20	454	-47	1,062.80	314	-19	1,197.90	454
-19	1,298.70	454	-93	690.80	314	-28	1,597.40	454
-28	1,731.40	454	33 505 661-00	608.10	316	-46	1,597.40	454
-46	1,731.40	454	-06	972.70	316	-47	1,597.40	454
-47	1,731.40	454	-19	912.20	316	-99	1,437.50	454
-99	1,558.20	454	-33	821.00	316	33 521 811-00	1,130.40	059
33 500 811-00	1,181.20	059	-46	1,216.20	316	-06	1,808.80	059
-06	1,890.10	059	-47	1,216.20	316	-19	1,695.60	059
-19	1,771.80	059	-93	790.50	316	-28	2,260.80	059
-28	2,362.40	059	33 505 809-00	468.80	454	-99	2,034.80	059
-99	2,126.30	059	-06	750.00	454	33 521 845-00	452.60	160
33 500 845-00	521.90	160	-08	750.00	454	-06	724.20	160
-06	834.80	160	-19	703.20	454	-19	678.90	160
-19	782.90	160	-28	937.60	454	-33	611.10	160
-33	704.50	160	-46	937.60	454	-93	588.40	160
-93	678.50	160	-47	937.60	454	33 522 660-00	416.00	313
33 500 882-00	749.50	382	-99	843.80	454	-06	665.40	313
-06	1,199.20	382	33 505 811-00	1,237.70	059	-19	624.00	313
-08	1,199.20	382	-06	1,980.60	059	-33	561.40	313
-19	1,124.30	382	-19	1,856.60	059	-46	832.00	313
-28	1,499.00	382	-28	2,475.40	059	-47	832.00	313
-33	1,011.90	382	-99	2,227.90	059	-93	540.80	313
-46	1,499.00	382	33 506 845-00	875.10	160	33 522 782-00	1,055.80	256
-47	1,499.00	382	-06	1,400.20	160	-06	1,689.30	256
-93	974.40	382	-19	1,312.70	160	-08	1,689.30	256
-99	1,349.10	382	-33	1,181.50	160	-19	1,583.70	256
33 501 660-00	409.30	313	-93	1,137.60	160	-28	2,111.60	256
-06	655.00	313	33 507 670-00	598.20	120	-46	2,111.60	256
-19	614.00	313	-06	957.00	120	-47	2,111.60	256
-33	552.30	313	-08	957.00	120	-99	1,900.50	256
-46	818.60	313	-28	1,196.40	120			
-47	818.60	313	-93	777.70	120			
-93	532.10	313	-99	1,076.70	120			

Index

Art. No.	Euro	Page	Art. No.	Euro	Page	Art. No.	Euro	Page
33 522 809-00	428.70	454	33 530 660-00	494.30	314	33 600 705-00	1,462.30	011
-06	685.90	454	-06	790.90	314	-06	2,339.50	011
-08	685.90	454	-19	741.50	314	-19	2,193.50	011
-19	643.10	454	-46	988.60	314	-46	2,924.60	011
-28	857.40	454	-47	988.60	314	-47	2,924.60	011
-46	857.40	454	-93	642.60	314	-99	2,632.10	011
-47	857.40	454	33 534 661-00	855.20	317	33 600 710-00	1,169.30	196
-99	771.70	454	-06	1,368.30	317	-06	1,870.80	196
33 525 660-00	336.90	313	-19	1,282.80	317	33 600 782-00	1,462.30	073
-06	538.90	313	-33	1,154.70	317	-06	2,339.60	073
-08	539.00	313	-46	1,710.40	317	-08	2,339.60	266
-19	505.30	313	-47	1,710.40	317	-19	2,193.50	073
-28	673.80	313	-93	1,111.80	317	-28	2,924.60	073
-29	454.80	313	33 534 809-00	1,123.20	455	-46	2,924.60	266
-30	454.80	313	-06	1,797.10	455	-47	2,924.60	266
-31	454.80	313	-08	1,797.20	455	-99	2,632.10	073
-33	454.70	313	-19	1,684.80	455	33 600 809-00	1,076.30	463
-46	673.80	313	-28	2,246.40	455	-06	1,722.00	463
-47	673.80	313	-46	2,246.40	455	-08	1,722.00	463
-93	438.00	313	-47	2,246.40	455	-19	1,614.50	463
-99	606.40	313	-99	2,021.80	455	-28	2,152.60	463
33 525 661-00	572.40	315	33 537 660-00	558.30	317	-46	2,152.60	463
-06	915.80	315	-06	893.40	317	-47	2,152.60	463
-19	858.60	315	-19	837.40	317	-99	1,937.20	463
-33	772.70	315	-33	753.50	317	33 600 845-00	786.90	164
-46	1,144.80	315	-46	1,116.60	317	-06	1,258.80	164
-47	1,144.80	315	-47	1,116.60	317	-19	1,180.40	164
-93	744.10	315	-93	725.80	317	-93	1,023.00	164
33 525 809-00	751.80	454	33 537 662-00	682.10	317	33 800 680-00	1,374.30	628
-06	1,202.80	454	-06	1,091.30	317	-06	2,198.90	628
-08	1,202.80	454	-19	1,023.20	317	-08	2,198.90	628
-19	1,127.70	454	-33	920.80	317	-19	2,061.50	628
-28	1,503.60	454	-46	1,364.20	317	-28	2,748.60	628
-46	1,503.60	454	-47	1,364.20	317	-46	2,748.60	628
-47	1,503.60	454	-93	886.70	317	-47	2,748.60	628
-99	1,353.10	454	33 537 670-00	881.30	120	-99	2,061.50	628
33 525 811-00	1,186.80	059	-06	1,410.10	120	33 800 760-00	556.10	627
-06	1,899.30	059	-93	1,145.70	120	-06	889.70	627
-19	1,780.20	059	33 537 845-00	973.20	160	-08	889.70	627
-28	2,373.60	059	-06	1,557.40	160	-19	834.20	627
-99	2,136.30	059	-19	1,459.80	160	-28	1,112.20	627
33 526 660-00	380.70	313	-33	1,313.80	160	-46	1,112.20	627
-06	609.10	313	-93	1,265.20	160	-47	1,112.20	627
-19	571.20	313	33 539 660-00	588.70	316	-93	722.90	627
-33	513.70	313	-06	942.10	316	-99	834.20	627
-46	761.40	313	-19	883.20	316	33 800 790-00	751.60	626
-93	494.90	313	-33	794.50	316	-06	1,202.40	626
33 526 662-00	465.20	314	-46	1,177.40	316	-08	1,202.40	626
-06	744.30	314	-47	1,177.40	316	-19	1,127.40	626
-19	697.80	314	-93	765.30	316	-28	1,503.20	626
-28	930.40	314	33 539 662-00	719.30	317	-46	1,503.20	626
-33	627.90	314	-06	1,151.00	317	-47	1,503.20	626
-93	604.80	314	-19	1,078.90	317	-93	977.10	626
33 526 670-00	875.10	120	-33	971.00	317	-99	1,127.40	626
-06	1,400.20	120	-46	1,438.60	317	33 800 875-00	678.00	634
-93	1,137.60	120	-47	1,438.60	317	-06	1,085.00	634
33 526 782-00	1,183.00	256	-93	935.10	317	-08	1,085.00	634
-06	1,893.30	256	33 560 661-00	659.00	316	-09	1,356.00	634
-08	1,893.30	256	-06	1,054.50	316	-19	1,017.00	634
-19	1,774.70	256	-19	988.60	316	-28	1,356.00	634
-28	2,366.00	256	-33	889.70	316	-33	915.30	634
-46	2,366.00	256	-46	1,318.00	316	-46	1,356.00	634
-47	2,366.00	256	-47	1,318.00	316	-47	1,356.00	634
-99	2,129.70	256	-93	856.70	316	-93	881.40	634
33 526 845-00	761.70	160	33 565 661-00	608.10	316	-99	1,017.00	634
-06	1,218.80	160	-06	972.70	316	33 800 888-00	780.40	631
-19	1,142.60	160	-19	912.20	316	-06	1,248.70	631
-33	1,028.30	160	-33	821.00	316	-08	1,248.70	631
-93	990.20	160	-46	1,216.20	316	-09	1,560.80	631
33 527 670-00	550.70	120	-47	1,216.20	316	-19	1,170.60	631
-06	881.30	120	-93	790.50	316	-28	1,560.80	631
-93	715.90	120	33 600 660-00	630.90	327	-33	1,053.60	631
33 529 660-00	494.30	314	-06	1,009.20	327	-46	1,560.80	631
-06	790.90	314	-19	946.30	327	-47	1,560.80	631
-19	741.50	314	-33	851.60	327	-93	1,014.50	631
-33	667.30	314	-46	1,261.80	327	-99	1,170.80	631
-46	988.60	314	-47	1,261.80	327			
-47	988.60	314	-93	820.20	327			
-93	642.60	314	33 600 670-00	786.90	126			
			-06	1,259.00	126			
			-93	1,023.00	126			

Index

Art. No.	Euro	Page	Art. No.	Euro	Page	Art. No.	Euro	Page
33 815 682-00	998.10	629	33 860 875-00	1,444.90	652	33 875 760-00	741.70	646
-06	1,597.00	629	-06	2,311.80	652	-06	1,186.80	646
-08	1,597.00	629	-08	2,311.80	652	-08	1,186.80	646
-09	1,996.20	629	-93	1,878.40	652	-19	1,112.60	646
-19	1,497.20	629	33 865 895-00	1,200.70	650	-28	1,483.40	646
-28	1,996.20	629	-06	1,921.00	650	-46	1,483.40	646
-33	1,347.40	629	-08	1,921.00	650	-47	1,483.40	646
-46	1,996.20	629	-09	2,401.40	650	-93	964.20	646
-47	1,996.20	629	-19	1,801.10	650	-99	1,112.70	646
-93	1,297.50	629	-28	2,401.40	650	33 875 895-00	923.50	641
-99	1,497.20	629	-33	1,621.00	650	-06	1,477.40	641
33 815 861-00	755.90	630	-46	2,401.40	650	-08	1,477.40	641
-06	1,209.40	630	-47	2,401.40	650	-09	1,847.00	641
-08	1,209.40	630	-93	1,560.90	650	-19	1,385.30	641
-09	1,511.80	630	-99	1,800.80	650	-28	1,847.00	641
-19	1,133.90	630	33 870 760-00	672.30	645	-33	1,246.80	641
-28	1,511.80	630	-06	1,075.70	645	-46	1,847.00	641
-33	1,020.50	630	-08	1,075.70	645	-47	1,847.00	641
-46	1,511.80	630	-19	1,008.50	645	-93	1,200.60	641
-47	1,511.80	630	-28	1,344.60	645	-99	1,385.30	641
-93	982.70	630	-46	1,344.60	645	33 880 888-00	1,714.80	651
-99	1,360.60	630	-47	1,344.60	645	-06	2,743.70	651
33 815 888-00	826.30	632	-93	874.00	645	-08	2,743.70	651
-06	1,322.10	632	-99	1,008.50	645	-93	2,229.20	651
-08	1,322.10	632	33 870 790-00	835.70	643			
-09	1,652.60	632	-06	1,337.00	643	34		
-19	1,239.50	632	-08	1,337.00	643	34 201 979-00	917.40	367
-28	1,652.60	632	-19	1,253.60	643	-06	1,467.70	367
-33	1,115.50	632	-28	1,671.40	643	-19	1,376.00	367
-46	1,652.60	632	-46	1,671.40	643	-33	1,238.30	367
-47	1,652.60	632	-47	1,671.40	643	-46	1,834.80	367
-93	1,074.20	632	-93	1,086.40	643	-47	1,834.80	367
-99	1,239.60	632	-99	1,253.60	643	-93	1,192.60	367
33 816 875-00	695.80	635	33 870 861-00	878.90	638	34 234 979-00	1,296.40	368
-06	1,113.20	635	-06	1,406.20	638	-06	2,074.20	368
-08	1,113.20	635	-08	1,406.20	638	-19	1,944.80	368
-09	1,391.60	635	-09	1,757.80	638	-33	1,750.20	368
-19	1,043.70	635	-19	1,318.40	638	-46	2,592.80	368
-28	1,391.60	635	-28	1,757.80	638	-47	2,592.80	368
-33	939.50	635	-33	1,186.50	638	-93	1,685.30	368
-46	1,391.60	635	-46	1,757.80	638	34 442 979-00	667.70	144
-47	1,391.60	635	-47	1,757.80	638	-06	1,068.10	144
-93	904.50	635	-93	1,142.60	638	-08	1,068.10	287
-99	1,043.70	635	-99	1,582.00	638	-19	1,001.60	180
33 840 760-00	630.80	647	33 870 875-00	835.70	640	-28	1,335.40	287
-06	1,009.30	647	-06	1,337.00	640	-33	901.20	180
-08	1,009.30	647	-08	1,337.00	640	-46	1,335.40	287
-19	946.20	647	-09	1,671.40	640	-47	1,335.40	287
-28	1,261.60	647	-19	1,253.60	640	-93	868.00	144
-46	1,261.60	647	-28	1,671.40	640	-99	1,201.50	287
-47	1,261.60	647	-33	1,128.30	640	34 443 979-00	578.60	425
-93	820.00	647	-46	1,671.40	640	-06	925.70	425
-99	946.20	647	-47	1,671.40	640	-08	925.70	425
33 840 790-00	794.30	644	-93	1,086.40	640	-19	867.80	425
-06	1,271.10	644	-99	1,253.30	640	-28	1,157.20	425
-08	1,271.10	644	33 870 888-00	960.80	639	-33	780.90	425
-19	1,191.50	644	-06	1,537.30	639	-46	1,157.20	425
-28	1,588.60	644	-08	1,537.30	639	-47	1,157.20	425
-46	1,588.60	644	-09	1,921.60	639	-93	752.20	425
-47	1,588.60	644	-19	1,441.20	639	-99	1,041.40	425
-93	1,032.60	644	-28	1,921.60	639	34 458 360-00	3,028.50	230
-99	1,191.70	644	-33	1,297.10	639	-06	4,845.60	230
33 845 760-00	700.60	648	-46	1,921.60	639	-08	4,845.60	230
-06	1,120.70	648	-47	1,921.60	639	-09	6,057.00	230
-08	1,120.70	648	-93	1,249.00	639	-28	6,057.00	230
-19	1,050.90	648	-99	1,729.40	639	-99	5,451.30	230
-28	1,401.20	648	33 870 895-00	923.50	642	34 458 892-00	2,933.10	403
-46	1,401.20	648	-06	1,477.40	642	-06	4,692.90	403
-47	1,401.20	648	-08	1,477.40	642	-08	4,692.90	403
-93	910.80	648	-09	1,847.00	642	-19	4,399.60	403
-99	1,050.80	648	-19	1,385.30	642	-28	5,866.20	403
33 845 875-00	1,313.80	636	-28	1,847.00	642	-33	3,959.70	403
-06	2,102.10	636	-33	1,246.80	642	-46	5,866.20	403
-08	2,102.10	636	-46	1,847.00	642	-47	5,866.20	403
-09	2,627.60	636	-47	1,847.00	642	-93	3,813.00	403
-19	1,970.70	636	-93	1,200.60	642	-99	5,279.60	403
-28	2,627.60	636	-99	1,385.30	642			
-46	2,627.60	636						
-47	2,627.60	636						
-93	1,707.90	636						
-99	1,970.80	636						

Index

Art. No.	Euro	Page	Art. No.	Euro	Page	Art. No.	Euro	Page
34 458 980-00	2,930.90	018	34 462 892-00	2,933.10	404	36 013 970-00	885.80	013
-06	4,689.40	018	-06	4,693.00	404	-06	1,429.30	013
-08	4,689.40	273	-08	4,693.00	404	-08	1,415.80	268
-19	4,396.40	018	-19	4,399.70	404	-19	1,328.60	013
-28	5,861.80	081	-28	5,866.20	404	-28	1,771.60	075
-46	5,861.80	018	-33	3,959.70	404	-46	1,771.60	013
-47	5,861.80	018	-46	5,866.20	404	-47	1,771.60	013
-93	3,810.20	132	-47	5,866.20	404	-93	1,151.50	127
-99	5,275.60	018	-93	3,813.00	404	-99	1,593.60	013
34 459 360-00	3,028.50	230	-99	5,279.60	404	36 045 660-00	423.60	354
-06	4,845.90	230				-06	677.50	354
-08	4,845.90	230				-08	677.70	354
-09	6,057.00	230	35			-19	635.40	354
-28	6,057.00	230	35 003 970 90	305.40	013, 583	-28	847.20	354
-99	5,451.40	230	35 020 970 90	225.50	032, 587	-33	572.30	354
34 459 809-00	2,933.10	471	35 021 970 90	322.20	032, 586	-46	847.20	354
-06	4,692.90	471	35 033 970 90	950.20	174, 601	-47	847.20	354
-08	4,692.90	471	35 034 970 90	1,426.50	174, 602	-93	550.70	354
-19	4,399.60	471	35 041 970 90	473.90	020, 602	-99	762.40	354
-28	5,866.20	471	35 042 970 90	712.00	020, 602	36 045 970-00	455.20	031
-46	5,866.20	471	35 043 970 90	950.20	020, 601	-06	728.00	031
-47	5,866.20	471	35 044 970 90	1,426.50	020, 602	-08	728.00	288
-99	5,279.60	471	35 050 970 90	305.40	012, 584	-19	682.90	031
34 459 892-00	2,933.10	404	35 085 970 90	116.90	008, 603	-28	910.40	095
-06	4,693.00	404	35 150 970 90	299.60	049	-46	910.40	031
-08	4,693.00	404	35 202 970 90	281.70	044, 596	-47	910.40	031
-19	4,399.60	404	35 203 970 90	343.00	045, 596	-93	591.80	144
-28	5,866.20	404	35 205 970 90	212.30	024, 597	-99	819.80	031
-33	3,959.70	404	35 206 970 90	287.20	025, 597	36 050 970-00	441.60	031
-46	5,866.20	404	35 227 970 90	170.60	049	-06	706.20	031
-47	5,866.20	404	35 248 970 90	469.80	049	-08	706.20	238
-93	3,813.00	404	35 425 970 90	414.80	032, 588	-19	662.40	031
-99	5,279.60	404	35 426 970 90	435.70	032, 587	-28	883.20	095
34 459 979-00	2,471.40	082	35 427 970 90	434.60	033, 589	-33	596.50	180
-06	3,865.40	082	35 428 970 90	455.90	033, 588	-46	883.20	031
-08	3,865.40	335	35 503 970 90	823.00	037, 590	-47	883.20	031
-19	3,707.10	082	35 511 970 90	674.20	034, 591	-93	574.10	144
-28	4,942.80	082	35 521 970 90	1,123.80	035, 592	-99	795.30	031
-33	3,261.70	170	35 524 970 90	1,111.50	035, 593	36 060 660-00	352.80	353
-46	4,942.80	335	35 531 970 90	1,207.70	036, 594	-06	564.30	353
-47	4,942.80	335	35 534 970 90	1,308.40	036, 595	-08	564.30	353
-93	3,212.80	133	35 607 970 90	86.60	038, 595	-19	529.30	353
-99	4,348.70	082	35 608 970 90	113.40	041, 596	-28	705.60	353
34 459 980-00	2,930.90	018	35 610 970 90	6,813.10	554, 600	-33	476.50	353
-06	4,689.50	018	35 615 970 90	6,813.10	554, 600	-46	705.60	353
-08	4,689.40	273	35 620 970 90	7,255.30	555, 601	-47	705.60	353
-19	4,396.50	018	35 625 970 90	7,255.30	555, 601	-93	458.60	353
-28	5,861.80	081	35 630 970 90	7,255.30	555, 600	-99	635.60	353
-33	3,956.90	536	35 700 970 90	184.00	007, 583	36 060 670-00	447.10	031
-46	5,861.80	018	35 720 970 90	146.80	007, 583	-06	722.00	031
-47	5,861.80	018	35 740 970 90	298.60	008, 598	-08	722.00	287
-93	3,810.20	132	35 741 970 90	298.60	009, 598	-19	670.80	031
-99	5,275.60	018	35 742 970 90	271.30	008, 598	-28	894.20	095
34 460 809-00	2,933.10	471	35 743 970 90	271.30	009, 598	-46	894.20	031
-06	4,693.00	471	35 816 970 90	367.00	007, 584	-47	894.20	031
-08	4,693.00	471	35 860 970 90	213.80	007, 585	-93	581.20	144
-19	4,399.70	471	35 944 970 90	512.00	245, 596	-99	804.90	031
-28	5,866.20	471	35 945 970 90	799.60	047, 596	36 060 809-00	405.60	488
-46	5,866.20	471	35 948 970 90	799.60	597	-06	649.00	488
-47	5,866.20	471				-08	649.00	488
-99	5,279.60	471	36			-19	608.50	488
34 460 892-00	2,933.10	403	36 002 970-00	715.80	012	-28	811.20	488
-06	4,693.00	403	-06	1,145.30	012	-46	811.20	488
-08	4,693.00	403	-08	1,146.00	267	-47	811.20	488
-19	4,399.70	403	-19	1,073.80	012	-99	730.20	488
-28	5,866.20	403	-28	1,431.60	074	36 060 845-00	392.90	180
-33	3,959.70	403	-33	966.40	165	-06	628.60	180
-46	5,866.20	403	-46	1,431.60	012	-19	589.40	180
-47	5,866.20	403	-47	1,431.60	012	-33	530.40	180
-93	3,813.00	403	-93	930.50	127	-93	510.80	180
-99	5,279.60	403	-99	1,288.40	012	36 102 970-00	2,284.00	080
34 460 979-00	2,603.10	082	36 013 660-00	907.30	329	-06	3,654.40	080
-06	4,165.00	082	-06	1,451.40	329	-08	3,654.40	334
-08	4,164.80	335	-08	1,452.30	329	-19	3,426.00	080
-19	3,904.70	082	-19	1,360.90	329	-28	4,568.00	080
-28	5,206.20	082	-28	1,814.60	329	-33	3,083.40	169
-33	3,514.20	170	-33	1,224.90	329	-46	4,568.00	334
-46	5,206.20	335	-46	1,814.60	329	-47	4,568.00	334
-47	5,206.20	335	-47	1,814.60	329	-93	2,969.20	
-93	3,384.00	133	-93	1,179.50	329	-99	4,111.20	080
-99	4,685.50	082	-99	1,633.00	329			

Index

Art. No.	Euro	Page	Art. No.	Euro	Page	Art. No.	Euro	Page
36 110 970-00	853.40	014	36 200 661-00	538.20	365	36 210 361-00	526.10	244
-06	1,364.90	014	-06	861.10	365	-06	841.50	244
-08	1,365.80	269	-19	807.40	365	-08	841.50	244
-19	1,280.00	014	-33	726.50	365	-09	1,052.20	244
-28	1,706.80	076	-46	1,076.40	365	-28	1,052.20	244
-33	1,151.90	166	-47	1,076.40	365	-99	946.80	244
-46	1,706.80	014	-93	699.70	365	36 210 661-00	538.20	366
-47	1,706.80	014	36 200 705-00	619.80	044	-06	861.10	366
-93	1,109.40	128	-06	991.70	044	-19	807.40	366
-99	1,535.40	014	-19	929.70	044	-33	726.50	366
36 111 970-00	977.00	015	-46	1,239.60	044	-46	1,076.40	366
-06	1,563.00	015	-47	1,239.60	044	-47	1,076.40	366
-08	1,563.80	270	-99	1,115.60	044	-93	699.70	366
-19	1,465.50	015	36 200 710-00	591.30	212	36 210 705-00	619.80	045
-28	1,954.00	077	-06	946.10	212	-06	991.70	045
-33	1,319.00	167	36 200 740-00	325.30	045	-19	929.70	045
-46	1,954.00	015	-06	520.60	045	-46	1,239.60	045
-47	1,954.00	015	-19	488.10	045	-47	1,239.60	045
-93	1,270.10	128	-28	650.60	107	-99	1,115.60	045
-99	1,758.10	015	-33	439.20	366	36 210 710-00	591.30	213
36 112 970-00	2,284.00	080	-46	650.60	045	-06	946.10	213
-06	3,654.40	080	-47	650.60	045	36 210 740-00	325.30	046
-08	3,573.10	334	-99	585.60	045	-06	520.60	046
-19	3,426.00	080	36 200 782-00	609.80	298	-19	488.10	046
-28	4,568.00	080	-06	975.70	298	-28	650.60	107
-33	3,083.40	169	-08	975.70	298	-33	439.20	366
-46	4,568.00	334	-19	914.70	298	-46	650.60	046
-47	4,568.00	334	-28	1,219.60	298	-47	650.60	046
-93	2,969.20	527	-46	1,219.60	298	-99	585.60	046
-99	4,019.90	080	-47	1,219.60	298	36 210 782-00	609.80	298
36 120 660-00	532.40	354	-99	1,097.60	298	-06	975.70	298
-06	851.50	354	36 200 809-00	472.50	496	-08	975.70	298
-08	851.80	354	-06	755.80	496	-19	914.70	298
-19	798.70	354	-19	708.70	496	-28	1,219.60	298
-28	1,064.80	354	-28	945.00	496	-46	1,219.60	298
-33	719.10	354	-46	945.00	496	-47	1,219.60	298
-46	1,064.80	354	-47	945.00	496	-99	1,097.60	298
-47	1,064.80	354	-99	850.40	496	36 210 809-00	472.50	497
-93	692.10	354	36 200 819-00	472.50	497	-06	755.80	497
-99	958.30	354	-06	755.80	497	-19	708.70	497
36 120 670-00	573.60	032	-19	708.70	497	-28	945.00	497
-06	917.70	032	-28	945.00	497	-46	945.00	497
-08	917.70	288	-46	945.00	497	-47	945.00	497
-19	860.30	032	-47	945.00	497	-99	850.40	497
-28	1,147.20	096	-99	850.40	497	36 210 819-00	472.50	497
-46	1,147.20	032	36 200 882-00	520.90	437	-06	755.80	497
-47	1,147.20	032	-06	833.70	437	-19	708.70	497
-93	745.70	145	-08	833.70	437	-28	945.00	497
-99	1,032.40	032	-19	781.50	437	-46	945.00	497
36 120 809-00	545.60	489	-28	1,041.80	437	-47	945.00	497
-06	872.60	489	-33	703.30	437	-99	850.40	497
-08	873.20	489	-46	1,041.80	437	36 210 882-00	520.90	437
-19	818.40	489	-47	1,041.80	437	-06	833.70	437
-28	1,091.20	489	-93	677.20	437	-08	833.70	437
-46	1,091.20	489	-99	937.80	437	-19	781.50	437
-47	1,091.20	489	36 200 892-00	450.80	436	-28	1,041.80	437
-99	982.40	489	-06	721.40	436	-33	703.30	437
36 120 845-00	509.70	181	-08	721.40	436	-46	1,041.80	437
-06	815.60	181	-19	676.20	436	-47	1,041.80	437
-19	764.60	181	-28	901.60	436	-93	677.20	437
-33	688.20	181	-33	608.70	436	-99	937.80	437
-93	662.60	181	-46	901.60	436	36 210 892-00	450.80	437
36 122 710-00	860.40	208	-47	901.60	436	-06	721.40	437
-06	1,376.90	208	-93	586.00	436	-08	721.40	437
36 150 970-00	87.30	049	-99	811.50	436	-19	676.20	437
-06	139.60	049	36 200 980-00	307.50	149	-28	901.60	437
-08	139.60	247	-06	491.90	149	-33	608.70	437
-09	174.60	247	36 200 985-00	353.30	149	-46	901.60	437
-19	130.90	049	-06	565.30	149	-47	901.60	437
-28	174.60	111	36 201 705-00	722.00	044	-93	586.00	437
-33	117.90	184	-06	1,155.20	044	-99	811.50	437
-46	174.60	049	-19	1,083.00	044	36 210 980-00	307.50	149
-47	174.60	049	-46	1,444.00	044	-06	491.90	149
-93	113.50	152	-47	1,444.00	044	36 210 985-00	353.30	150
-99	157.00	049	-99	1,299.60	044	-06	565.30	150
36 200 361-00	526.10	244	36 202 705-00	722.00	045	36 211 705-00	722.10	045
-06	841.50	244	-06	1,155.20	045	-06	1,155.40	045
-08	841.50	244	-19	1,083.00	045	-19	1,083.20	045
-09	1,052.20	244	-46	1,444.00	045	-46	1,444.20	045
-28	1,052.20	244	-47	1,444.00	045	-47	1,444.20	045
-99	946.80	244	-99	1,299.60	045	-99	1,299.80	045

Index

Art. No.	Euro	Page	Art. No.	Euro	Page	Art. No.	Euro	Page
36 212 705-00	722.10	046	36 426 670-00	853.20	033	36 427 892-00	795.50	430
-06	1,155.40	046	-06	1,377.80	033	-06	1,272.80	430
-19	1,083.20	046	-08	1,377.80	289	-08	1,272.80	430
-46	1,444.20	046	-19	1,279.90	033	-19	1,193.40	430
-47	1,444.20	046	-28	1,706.40	097	-28	1,591.00	430
-99	1,299.80	046	-46	1,706.40	033	-33	1,074.00	430
36 243 970-00	210.40	049	-47	1,706.40	033	-46	1,591.00	430
-06	336.90	049	-93	1,109.20	146	-47	1,591.00	430
-08	336.90	246	-99	1,535.70	033	-93	1,034.20	430
-09	420.80	246	36 426 710-00	952.50	209	-99	1,432.00	430
-19	315.70	049	-06	1,524.10	209	36 427 970-00	795.50	357
-28	420.80	110	36 426 809-00	762.40	490	-06	1,272.80	357
-33	284.30	184	-06	1,219.90	490	-08	1,272.80	357
-46	420.80	049	-08	1,219.90	490	-19	1,193.40	357
-47	420.80	049	-19	1,143.70	490	-28	1,591.00	357
-93	273.50	152	-28	1,524.80	490	-33	1,074.50	357
-99	378.60	049	-46	1,524.80	490	-46	1,591.00	357
36 247 970-00	318.30	049	-47	1,524.80	490	-47	1,591.00	357
-06	509.30	049	-99	1,372.40	490	-93	1,034.20	357
-08	509.30	247	36 426 845-00	886.60	182	-99	1,432.00	357
-09	636.60	247	-06	1,418.70	182	36 427 977-00	901.60	239
-19	477.50	049	-19	1,329.90	182	-06	1,442.20	239
-28	636.60	111	-33	1,196.90	182	-08	1,442.20	239
-33	429.60	184	-93	1,152.60	182	-09	1,803.20	239
-46	636.60	049	36 426 892-00	762.40	429	-28	1,803.20	239
-47	636.60	049	-06	1,219.90	429	-99	1,622.90	239
-93	413.80	152	-08	1,219.90	429	36 501 710-00	1,244.50	210, 212
-99	572.80	049	-19	1,143.70	429	-06	1,990.70	210, 212
36 425 670-00	719.60	032	-28	1,524.80	429	36 501 780-00	1,229.10	034, 037
-06	1,161.80	032	-33	1,029.20	429	-06	1,967.00	034, 037
-08	1,161.80	289	-46	1,524.80	429	-08	1,967.00	291, 294
-19	1,079.50	032	-47	1,524.80	429	-19	1,843.80	037, 098
-28	1,439.20	096	-93	991.10	429	-28	2,458.20	098, 101
-46	1,439.20	032	-99	1,372.40	429	-46	2,458.20	034, 037
-47	1,439.20	032	36 426 970-00	762.40	356	-47	2,458.20	034, 037
-93	935.50	145	-06	1,219.60	356	-93	1,597.80	148
-99	1,295.40	032	-08	1,219.60	356	-99	2,212.60	034, 037
36 425 710-00	805.00	209	-19	1,143.70	356	36 501 809-00	1,081.60	492, 495
-06	1,288.00	209	-28	1,524.80	356	-06	1,730.60	492, 495
36 425 809-00	641.50	490	-33	1,029.00	356	-08	1,730.60	492, 495
-06	1,026.50	490	-46	1,524.80	356	-19	1,622.40	492, 495
-08	1,026.50	490	-47	1,524.80	356	-28	2,163.20	492, 495
-19	962.40	490	-93	991.10	356	-46	2,163.20	492, 495
-28	1,283.00	490	-99	1,372.60	356	-47	2,163.20	492, 495
-46	1,283.00	490	36 426 977-00	867.50	239	-99	1,946.90	492, 495
-47	1,283.00	490	-06	1,387.30	239	36 501 892-00	1,081.60	431, 434
-99	1,154.80	490	-08	1,387.30	239	-06	1,730.60	431, 434
36 425 845-00	747.50	181	-09	1,735.00	239	-08	1,730.60	431, 434
-06	1,196.30	181	-28	1,735.00	239	-19	1,622.40	431, 434
-19	1,121.30	181	-99	1,561.10	239	-28	2,163.20	431, 434
-33	1,009.20	181	36 427 670-00	904.70	033	-33	1,460.20	431, 434
-93	971.80	181	-06	1,460.60	033	-46	2,163.20	431, 434
36 425 892-00	641.50	428	-08	1,417.90	290	-47	2,163.20	431, 434
-06	1,026.50	428	-19	1,357.00	033	-93	1,406.10	431, 434
-08	1,026.50	428	-28	1,809.40	097	-99	1,946.90	431, 434
-19	962.40	428	-46	1,809.40	033	36 501 977-00	1,082.90	240, 243
-28	1,283.00	428	-47	1,809.40	033	-06	1,732.60	240, 243
-33	866.20	428	-93	1,176.10	146	-08	1,732.60	240, 243
-46	1,283.00	428	-99	1,628.30	033	-09	2,165.80	240, 243
-47	1,283.00	428	36 427 710-00	988.40	210	-28	2,165.80	240, 243
-93	834.00	428	-06	1,581.40	210	-99	1,949.20	240, 243
-99	1,154.80	428	36 427 809-00	795.50	491	36 501 979-00	1,081.60	358, 364
36 425 970-00	641.50	355	-06	1,272.80	491	-06	1,730.50	358, 364
-06	1,026.50	355	-08	1,272.80	491	-08	1,730.50	364
-08	1,026.50	355	-19	1,193.40	491	-19	1,622.40	358, 364
-19	962.40	355	-28	1,591.00	491	-28	2,163.20	364
-28	1,283.00	355	-46	1,591.00	491	-33	1,460.40	358, 364
-33	866.30	355	-47	1,591.00	491	-46	2,163.20	358, 364
-46	1,283.00	355	-99	1,432.00	491	-47	2,163.20	358, 364
-47	1,283.00	355	36 427 845-00	919.50	182	-93	1,406.10	358, 364
-93	834.00	355	-06	1,471.30	182	-99	1,946.80	364
-99	1,155.10	355	-19	1,379.30	182	36 501 985-00	1,256.00	037
36 425 977-00	725.30	238	-33	1,241.40	182	-06	2,009.70	037
-06	1,160.20	238	-93	1,195.40	182	-08	2,009.70	295
-08	1,160.20	238				-19	1,884.20	037
-09	1,450.60	238				-28	2,512.00	101
-28	1,450.60	238				-46	2,512.00	037
-99	1,305.50	238				-47	2,512.00	037
						-99	2,260.80	037
						36 503 710-00	1,244.50	211, 212
						-06	1,990.70	211, 212

Index

Art. No.	Euro	Page	Art. No.	Euro	Page	Art. No.	Euro	Page
36 503 780-00	1,229.10	035, 037	36 515 979-00	523.30	024	36 607 707-00	265.50	007, 038
-06	1,967.00	035, 037	-06	836.90	024	-06	425.00	007, 038
-08	1,967.00	292, 294	-08	836.90	233	-19	398.30	007, 038
-19	1,843.80	035, 037	-19	785.10	024	-46	531.00	007, 038
-28	2,458.20	099, 101	-28	1,046.60	089	-47	531.00	007, 038
-46	2,458.20	035, 037	-33	706.30	176	-99	477.90	007, 038
-47	2,458.20	035, 037	-46	1,046.60	024	36 607 710-00	249.50	210, 212
-93	1,597.80	147, 148	-47	1,046.60	024	-06	398.80	210, 212
-99	2,212.60	035, 037	-93	680.30	140	36 607 715-00	309.00	040
36 503 809-00	1,081.60	493, 495	-99	941.90	024	-06	494.50	040
-06	1,730.60	493, 495	36 517 979-00	808.10	025	-19	463.50	040
-08	1,730.60	493, 495	-06	1,293.20	025	-28	618.00	102
-19	1,622.40	493, 495	-08	1,293.20	234	-46	618.00	040
-28	2,163.20	493, 495	-19	1,212.20	025	-47	618.00	040
-46	2,163.20	493, 495	-28	1,616.20	089	-99	556.20	040
-47	2,163.20	493, 495	-33	1,112.50	176	36 607 716-00	309.00	039
-99	1,946.90	493, 495	-46	1,616.20	025	-06	494.50	039
36 503 892-00	1,081.60	432, 434	-47	1,616.20	025	-19	463.50	039
-06	1,730.60	432, 434	-93	1,050.50	140	-28	618.00	102
-08	1,730.60	432, 434	-99	1,454.30	025	-46	618.00	039
-19	1,622.40	432, 434	36 525 979-00	523.30	024	-47	618.00	039
-28	2,163.20	432, 434	-06	837.30	024	-99	556.20	039
-33	1,460.20	432, 434	-08	837.30	233	36 607 717-00	309.00	039
-46	2,163.20	432, 434	-19	785.00	024	-06	494.50	039
-47	2,163.20	432, 434	-28	1,046.60	089	-19	463.50	039
-93	1,406.10	432, 434	-33	706.50	176	-28	618.00	102
-99	1,946.90	432, 434	-46	1,046.60	024	-46	618.00	039
36 503 977-00	1,082.90	241, 243	-47	1,046.60	024	-47	618.00	039
-06	1,732.60	241, 243	-93	680.30	140	-99	556.20	039
-08	1,732.60	241, 243	-99	941.90	024	36 607 740-00	274.20	040, 361
-09	2,165.80	241, 243	36 527 979-00	808.10	025	-06	438.70	040, 361
-28	2,165.80	241, 243	-06	1,293.00	025	-19	411.50	040, 361
-99	1,949.20	241, 243	-08	1,293.00	234	-28	548.40	104
36 503 979-00	1,081.60	359, 364	-19	1,212.20	025	-33	370.10	361, 365
-06	1,730.50	359, 364	-28	1,616.20	089	-46	548.40	040, 361
-08	1,730.50	364	-33	1,090.90	176	-47	548.40	040, 361
-19	1,622.40	359, 364	-46	1,616.20	025	-93	356.50	361, 365
-28	2,163.20	364	-47	1,616.20	025	-99	493.70	040
-33	1,460.40	359, 364	-93	1,050.50	140	36 607 741-00	286.40	038
-46	2,163.20	359, 364	-99	1,454.60	025	-06	458.10	038
-47	2,163.20	359, 364	36 604 782-00	339.70	296	-19	429.60	038
-93	1,406.10	359, 364	-06	543.50	296	-28	572.80	102
-99	1,946.80	364	-08	543.50	296	-46	572.80	038
36 503 985-00	1,256.00	037	-19	509.40	296	-47	572.80	038
-06	2,009.70	037	-28	679.40	296	-99	515.60	038
-08	2,009.70	295	-46	679.40	296	36 607 742-00	286.40	038
-19	1,884.20	037	-47	679.40	296	-06	458.10	038
-28	2,512.00	101	-99	611.40	296	-19	429.60	038
-46	2,512.00	037	36 605 782-00	339.70	296	-28	572.80	102
-47	2,512.00	037	-06	543.50	296	-46	572.80	038
-99	2,260.80	037	-08	543.50	296	-47	572.80	038
36 512 979-00	784.50	026	-19	509.40	296	-99	515.60	038
-06	1,255.70	026	-28	679.40	296	36 607 782-00	261.30	291, 295
-08	1,255.70	235	-46	679.40	296	-06	417.90	291, 295
-19	1,176.80	026	-47	679.40	296	-08	417.90	291, 295
-28	1,569.00	090	-99	611.40	296	-19	391.90	291, 295
-33	1,080.10	177	36 607 361-00	275.30	240, 243	-28	522.60	291, 295
-46	1,569.00	026	-06	440.50	240, 243	-46	522.60	291, 295
-47	1,569.00	026	-08	440.50	240, 243	-47	522.60	291, 295
-93	1,019.90	141	-09	550.60	240, 243	-99	470.10	291, 295
-99	1,412.00	026	-28	550.60	240, 243	36 607 809-00	222.50	492, 495
36 513 979-00	784.50	026	-99	495.40	240, 243	-06	356.10	492, 495
-06	1,255.70	026	36 607 661-00	216.50	358, 364	-08	356.00	492, 495
-08	1,255.70	235	-06	346.50	358, 364	-19	333.70	492, 495
-19	1,176.80	026	-19	324.90	358, 364	-28	445.00	492, 495
-28	1,569.00	090	-33	292.40	358, 364	-46	445.00	492, 495
-33	1,080.10	177	-46	433.00	358, 364	-47	445.00	492, 495
-46	1,569.00	026	-47	433.00	358, 364	-99	400.40	492, 495
-47	1,569.00	026	-93	281.50	358, 364	36 607 811-00	274.20	098
-93	1,019.90	141	36 607 705-00	265.50	034, 039	-06	438.70	098
-99	1,412.00	026	-06	425.00	034, 039	-19	411.30	098
36 514 979-00	1,051.60	025	-19	398.30	035, 039	-28	548.40	098
-06	1,682.50	025	-46	531.00	034, 039	-36	438.90	103
-08	1,682.50	234	-47	531.00	034, 039	-38	548.40	103
-19	1,577.30	025	-99	477.90	034, 039	-99	493.80	098
-28	2,103.20	090	36 607 706-00	265.50	007, 038	36 607 812-00	274.20	104
-33	1,419.40	177	-06	425.00	007, 038	-06	438.70	104
-46	2,103.20	025	-19	398.30	007, 038	-19	411.30	104
-47	2,103.20	025	-46	531.00	007, 038	-28	548.40	104
-93	1,367.10	141	-47	531.00	007, 038	-36	438.90	104
-99	1,892.90	025	-99	477.90	007, 038	-38	548.40	104
						-99	493.80	104

Index

Art. No.	Euro	Page	Art. No.	Euro	Page	Art. No.	Euro	Page
36 607 819-00	222.50	496	36 608 809-00	222.50	496	36 627 707-00	309.00	039
-06	356.10	496	-06	356.10	496	-06	494.50	039
-08	356.00	496	-08	356.00	496	-19	463.50	039
-19	333.70	496	-19	333.70	496	-46	618.00	039
-28	445.00	496	-28	445.00	496	-47	618.00	039
-46	445.00	496	-46	445.00	496	-99	556.20	039
-47	445.00	496	-47	445.00	496	36 628 705-00	309.00	041
-99	400.40	496	-99	400.40	496	-06	494.50	041
36 607 882-00	216.50	435	36 608 811-00	274.20	105	-19	463.50	041
-06	346.60	435	-06	438.90	105	-46	618.00	041
-08	346.60	435	-28	548.40	105	-47	618.00	041
-19	324.90	435	-36	438.90	105	-99	556.20	041
-28	433.00	435	-38	548.40	105	36 702 782-00	1,117.20	261
-33	292.70	435	-99	493.80	105	-06	1,787.50	261
-46	433.00	435	36 608 819-00	222.50	496	-08	1,787.50	261
-47	433.00	435	-06	356.10	496	-19	1,675.80	261
-93	281.50	435	-08	356.00	496	-28	2,234.40	261
-99	389.80	435	-19	333.70	496	-46	2,234.40	261
36 607 892-00	189.40	431, 435	-28	445.00	496	-47	2,234.40	261
-06	303.50	431, 435	-46	445.00	496	-99	2,011.00	261
-08	303.50	431, 435	-47	445.00	496	36 702 809-00	974.50	458
-19	284.10	431, 435	-99	400.40	496	-06	1,559.10	458
-28	378.80	431, 435	36 608 882-00	216.50	436	-08	1,559.10	458
-33	256.00	431, 435	-06	346.60	436	-19	1,461.70	458
-46	378.80	431, 435	-08	346.60	436	-28	1,949.00	458
-47	378.80	431, 435	-19	324.90	436	-46	1,949.00	458
-93	246.20	431, 435	-28	433.00	436	-47	1,949.00	458
-99	341.10	431, 435	-33	292.70	436	-99	1,754.00	458
36 607 980-00	256.80	147, 148	-46	433.00	436	36 702 819-00	974.50	458
-06	410.50	147, 148	-47	433.00	436	-06	1,559.10	458
-93	333.80	147, 148	-93	281.50	436	-08	1,559.10	458
36 607 985-00	295.90	149	-99	389.80	436	-19	1,461.70	458
-06	473.40	149	36 608 892-00	189.40	435	-28	1,949.00	458
-93	384.70	149	-06	303.50	435	-46	1,949.00	458
36 608 361-00	275.30	243	-08	303.50	435	-47	1,949.00	458
-06	440.50	243	-19	284.10	435	-99	1,754.00	458
-08	440.50	243	-28	378.80	435	36 707 782-00	1,195.20	261
-09	550.60	243	-33	256.00	435	-06	1,912.50	261
-28	550.60	243	-46	378.80	435	-08	1,912.50	261
-99	495.40	243	-47	378.80	435	-19	1,792.90	261
36 608 661-00	216.50	365	-93	246.20	435	-28	2,390.40	261
-06	346.50	365	-99	341.10	435	-46	2,390.40	261
-19	324.90	365	36 608 980-00	256.70	149	-47	2,390.40	261
-33	292.40	365	-06	410.60	149	-99	2,151.60	261
-46	433.00	365	36 608 985-00	295.90	149	36 707 811-00	1,091.30	064
-47	433.00	365	-06	473.40	149	-06	1,746.10	064
-93	281.50	365	36 617 705-00	309.00	040	-19	1,637.00	064
36 608 705-00	265.50	041	-06	494.50	040	-28	2,182.60	064
-06	425.00	041	-19	463.50	040	-36	1,746.10	064
-19	398.30	041	-46	618.00	040	-38	2,182.60	064
-46	531.00	041	-47	618.00	040	-99	1,964.30	064
-47	531.00	041	-99	556.20	040	36 707 882-00	986.00	386
-99	477.90	041	36 617 706-00	309.00	038	-06	1,578.00	386
36 608 710-00	249.50	212	-06	494.50	038	-08	1,578.00	386
-06	398.80	212	-19	463.50	038	-19	1,479.10	386
36 608 715-00	309.00	041	-46	618.00	038	-28	1,972.00	386
-06	494.50	041	-47	618.00	038	-33	1,331.40	386
-19	463.50	041	-99	556.20	038	-46	1,972.00	386
-28	618.00	105	36 617 707-00	309.00	038	-47	1,972.00	386
-46	618.00	041	-06	494.50	038	-93	1,281.80	386
-47	618.00	041	-19	463.50	038	-99	1,774.90	386
-99	556.20	041	-46	618.00	038	36 707 892-00	909.70	385
36 608 740-00	274.20	042	-47	618.00	038	-06	1,455.50	385
-06	438.70	042	-99	556.20	038	-08	1,455.50	385
-19	411.50	042	36 618 705-00	309.00	041	-19	1,364.50	385
-28	548.40	105	-06	494.50	041	-28	1,819.40	385
-33	370.10	365	-19	463.50	041	-33	1,227.90	385
-46	548.40	042	-46	618.00	041	-46	1,819.40	385
-47	548.40	042	-47	618.00	041	-47	1,819.40	385
-93	356.50	365	-99	556.20	041	-93	1,182.60	385
-99	493.70	042	36 627 705-00	309.00	040	-99	1,637.20	385
36 608 782-00	261.30	296	-06	494.50	040	36 712 361-00	1,229.60	225
-06	417.90	296	-19	463.50	040	-06	1,967.20	225
-08	417.90	296	-46	618.00	040	-08	1,967.20	225
-19	391.90	296	-47	618.00	040	-09	2,459.20	225
-28	522.60	296	-99	556.20	040	-28	2,459.20	225
-46	522.60	296	36 627 706-00	309.00	039	-99	2,213.20	225
-47	522.60	296	-06	494.50	039			
-99	470.10	296	-19	463.50	039			
			-46	618.00	039			
			-47	618.00	039			
			-99	556.20	039			

Index

Art. No.	Euro	Page	Art. No.	Euro	Page	Art. No.	Euro	Page
36 712 782-00	1,249.50	262	36 804 661-00	668.80	319	36 861 660-00	593.40	320
-06	1,999.00	262	-06	1,070.00	319	-06	949.00	320
-08	1,999.00	262	-19	1,003.30	319	-19	890.10	320
-19	1,874.20	262	-33	903.00	319	-33	800.90	320
-28	2,499.00	262	-46	1,337.60	319	-46	1,186.80	320
-46	2,499.00	262	-47	1,337.60	319	-47	1,186.80	320
-47	2,499.00	262	-93	869.40	319	-93	771.40	320
-99	2,248.90	262	36 805 660-00	700.10	319	36 861 662-00	708.80	322
36 712 809-00	1,017.40	459	-06	1,120.10	319	-06	1,133.60	322
-06	1,627.60	459	-19	1,050.10	319	-19	1,063.30	322
-08	1,628.00	459	-33	945.10	319	-33	956.80	322
-19	1,526.10	459	-46	1,400.20	319	-46	1,417.60	322
-28	2,034.80	459	-47	1,400.20	319	-47	1,417.60	322
-46	2,034.80	459	-93	910.10	319	-93	921.40	322
-47	2,034.80	459	36 805 782-00	1,039.90	257	36 861 664-00	708.80	323
-99	1,831.60	459	-06	1,664.00	257	-06	1,133.60	323
36 712 811-00	1,148.80	065	-08	1,664.00	257	-19	1,063.30	323
-06	1,838.20	065	-19	1,560.00	257	-33	956.80	323
-19	1,723.20	065	-28	2,079.80	257	-46	1,417.60	323
-28	2,297.60	065	-46	2,079.80	257	-47	1,417.60	323
-36	1,838.20	065	-47	2,079.80	257	-93	921.40	323
-38	2,297.60	065	-99	1,872.00	257	36 861 670-00	883.90	121
-99	2,067.80	065	36 860 660-00	558.20	320	-06	1,427.80	121
36 712 819-00	1,017.40	459	-06	893.40	320	-93	1,149.10	121
-06	1,627.60	459	-19	837.30	320	36 861 782-00	1,039.90	259
-08	1,628.00	459	-33	753.70	320	-06	1,664.20	259
-19	1,526.10	459	-46	1,116.40	320	-08	1,664.20	259
-28	2,034.80	459	-47	1,116.40	320	-19	1,560.00	259
-46	2,034.80	459	-93	725.70	320	-28	2,079.80	259
-47	2,034.80	459	36 860 662-00	666.00	321	-46	2,079.80	259
-99	1,831.60	459	-06	1,065.70	321	-47	2,079.80	259
36 712 882-00	1,022.00	387	-19	999.10	321	-99	1,872.00	259
-06	1,635.20	387	-33	899.10	321	36 861 811-00	1,099.30	063
-08	1,635.20	387	-46	1,332.00	321	-06	1,759.00	063
-19	1,533.00	387	-47	1,332.00	321	-19	1,649.00	063
-28	2,044.00	387	-93	865.80	321	-28	2,198.60	063
-33	1,379.60	387	36 860 664-00	666.00	322	-99	1,978.80	063
-46	2,044.00	387	-06	1,065.70	322	36 861 845-00	810.20	161
-47	2,044.00	387	-19	999.10	322	-06	1,296.10	161
-93	1,328.60	387	-33	899.10	322	-19	1,215.30	161
-99	1,839.80	387	-46	1,332.00	322	-33	1,093.70	161
36 712 892-00	950.30	385	-47	1,332.00	322	-93	1,053.30	161
-06	1,520.10	385	-93	865.80	322	36 862 660-00	558.20	320
-08	1,520.10	385	36 860 670-00	845.10	121	-06	893.40	320
-19	1,425.50	385	-06	1,364.70	121	-19	837.30	320
-28	1,900.60	385	-93	1,098.60	121	-33	753.70	320
-33	1,282.50	385	36 860 705-00	1,047.00	007	-46	1,116.40	320
-46	1,900.60	385	-06	1,674.90	007	-47	1,116.40	320
-47	1,900.60	385	-19	1,570.50	007	-93	725.70	320
-93	1,235.40	385	-46	2,094.00	007	36 862 782-00	1,083.20	260
-99	1,710.50	385	-47	2,094.00	007	-06	1,733.80	260
36 717 782-00	1,302.00	262	-99	1,884.50	007	-08	1,733.80	260
-06	2,082.80	262	36 860 710-00	877.50	194	-19	1,624.90	260
-08	2,082.80	262	-06	1,404.30	194	-28	2,166.40	260
-19	1,953.10	262	36 860 782-00	985.80	258	-46	2,166.40	260
-28	2,604.00	262	-06	1,577.80	258	-47	2,166.40	260
-46	2,604.00	262	-08	1,577.80	258	-99	1,949.70	260
-47	2,604.00	262	-19	1,478.70	258	36 863 660-00	593.40	320
-99	2,343.80	262	-28	1,971.60	258	-06	949.00	320
36 717 882-00	1,070.90	387	-46	1,971.60	258	-19	890.10	320
-06	1,713.20	387	-47	1,971.60	258	-33	800.90	320
-08	1,713.20	387	-99	1,774.90	258	-46	1,186.80	320
-19	1,606.40	387	36 860 809-00	893.80	457	-47	1,186.80	320
-28	2,141.80	387	-06	1,430.40	457	-93	771.40	320
-33	1,445.60	387	-08	1,430.10	457	36 863 782-00	1,123.30	258
-46	2,141.80	387	-19	1,340.70	457	-06	1,797.40	258
-47	2,141.80	387	-28	1,787.60	457	-08	1,797.40	258
-93	1,392.20	387	-46	1,787.60	457	-19	1,685.10	258
-99	1,927.50	387	-47	1,787.60	457	-28	2,246.60	258
36 717 892-00	998.90	386	-99	1,608.90	457	-46	2,246.60	258
-06	1,598.10	386	36 860 811-00	1,047.00	063	-47	2,246.60	258
-08	1,598.10	386	-06	1,675.20	063	-99	2,022.30	258
-19	1,498.50	386	-19	1,570.50	063	36 864 782-00	1,177.50	259
-28	1,997.80	386	-28	2,094.00	063	-06	1,883.70	259
-33	1,348.70	386	-99	1,884.60	063	-08	1,883.70	259
-46	1,997.80	386	36 860 845-00	776.40	161	-19	1,766.30	259
-47	1,997.80	386	-06	1,242.00	161	-28	2,355.00	259
-93	1,298.60	386	-19	1,164.60	161	-46	2,355.00	259
-99	1,798.00	386	-33	1,048.10	161	-47	2,355.00	259
			-93	1,009.30	161	-99	2,119.60	259

Index

Art. No.	Euro	Page	Art. No.	Euro	Page	Art. No.	Euro	Page
36 865 782-00	1,227.70	260	44 511 670-00	1,055.70	122	82 439 970-00	325.20	655
-06	1,964.60	260	-06	1,689.20	122	-06	510.10	655
-08	1,964.60	260	-08	1,689.20	122	-08	510.10	655
-19	1,841.60	260	-28	2,111.40	122	-09	650.40	655
-28	2,455.40	260	-33	1,425.30	122	-19	487.80	655
-46	2,455.40	260	-93	1,372.40	122	-28	650.40	655
-47	2,455.40	260	-99	1,900.40	122	-46	650.40	655
-99	2,210.10	260	44 515 660-00	915.40	323	-47	650.40	655
36 867 660-00	530.00	319	-06	1,464.80	323	-93	422.80	655
-06	848.00	319	-08	1,464.80	323	-99	585.50	655
-19	825.60	319	-19	1,373.20	323	82 444 970-00	284.30	654
-33	715.50	319	-28	1,830.80	323	-06	454.90	654
-46	1,060.00	319	-33	1,236.00	323	-08	454.90	654
-47	1,060.00	319	-46	1,830.80	323	-09	568.60	654
-93	689.00	319	-47	1,830.80	323	-19	426.50	654
36 867 662-00	632.80	321	-93	1,190.00	323	-28	568.60	654
-06	1,012.40	321	-99	1,647.90	323	-33	383.80	654
-19	949.20	321	44 515 670-00	1,055.70	122	-46	568.60	654
-33	854.30	321	-06	1,689.20	122	-47	568.60	654
-46	1,265.60	321	-08	1,689.20	122	-93	369.60	654
-47	1,265.60	321	-28	2,111.40	122	-99	426.50	654
-93	822.60	321	-33	1,425.30	122	82 481 970-33	48.10	154
36 867 782-00	949.60	260	-93	1,372.40	122	-51	48.10	154
-06	1,519.50	260	-99	1,900.40	122	-52	48.10	154
-08	1,519.50	260	44 521 660-00	708.40	324	-53	48.10	154
-19	1,424.40	260	-06	1,133.40	324	82 482 970-33	63.60	154
-28	1,899.20	260	-08	1,133.40	324	-51	63.60	154
-46	1,899.20	260	-19	1,062.60	324	-52	63.60	154
-47	1,899.20	260	-28	1,416.80	324	-53	63.60	154
-99	1,709.30	260	-33	956.30	324	83		
36 867 809-00	833.10	457	-46	1,416.80	324	83 020 705-00	401.50	050
-06	1,333.00	457	-47	1,416.80	324	-06	642.30	050
-08	1,333.00	457	-93	920.90	324	-19	602.30	050
-19	1,249.80	457	-99	1,275.00	324	-46	803.00	050
-28	1,666.20	457	44 521 670-00	915.40	122	-47	803.00	050
-46	1,666.20	457	-06	1,464.80	122	-99	722.50	050
-47	1,666.20	457	-08	1,464.80	122	83 020 979-00	275.40	185
-99	1,499.70	457	-28	1,830.80	122	-06	440.60	185
38			-33	1,236.00	122	-19	413.20	185
38 945 970 90	631.30	596, 607	-93	1,190.00	122	-33	371.80	185
39			44 521 782-00	874.00	262	-46	550.80	372
39 121 970 90	786.80	586, 606	-06	1,398.40	262	-47	550.80	372
39 426 970 90	837.90	587, 606	-08	1,398.40	262	-93	358.00	185
39 503 970 90	789.50	590, 606	-19	1,311.10	262	83 030 361-00	327.60	248
39 521 970 90	1,096.60	592, 606	-28	1,748.00	262	-06	524.40	248
39 531 970 90	1,207.50	594, 607	-33	1,180.00	262	-08	524.40	248
39 807 970 90	583.50	585, 606	-46	1,748.00	262	-09	655.20	248
41			-47	1,748.00	262	-28	655.20	248
41 100 979-85	13,156.80	554	-93	1,136.20	262	-99	589.80	248
-86	13,156.80	554	-99	1,573.20	262	83 030 670-00	362.10	153
41 400 979-85	5,870.10	553	44 521 809-00	781.80	459	-06	579.40	153
-86	5,870.10	553	-06	1,251.00	459	-93	470.70	153
41 507 979-85	3,503.50	550	-08	1,251.00	459	83 030 710-00	379.60	217
-86	3,503.50	550	-19	1,172.80	459	-06	607.40	217
41 550 979-85	3,927.70	544	-28	1,563.60	459	83 030 780-00	401.50	112
-86	3,927.70	544	-46	1,563.60	459	-06	642.10	112
41 610 979-10	5,772.20	554	-47	1,563.60	459	-08	642.10	304
41 615 979-10	5,772.20	554	-99	1,407.30	459	-19	602.30	112
41 620 979-10	6,683.50	555	82			-28	803.00	112
41 625 979-10	6,683.50	555	82 290 970-00	210.90	052	-46	803.00	304
41 630 979-10	6,817.10	555	-06	337.50	052	-47	803.00	304
42			-08	337.50	250	-99	722.50	112
42 765 970 90	654.40	008, 599	-09	421.80	250	83 030 809-00	354.80	503
42 766 970 90	545.30	008, 599	-19	316.40	052	-06	567.50	503
44			-28	421.80	114	-08	567.50	503
44 511 660-00	915.40	323	-33	284.80	188	-19	532.20	503
-06	1,464.80	323	-46	421.80	052	-28	709.60	503
-08	1,464.80	323	-47	421.80	052	-46	709.60	503
-19	1,373.20	323	-93	274.20	155	-47	709.60	503
-28	1,830.80	323	-99	379.70	052	-99	638.60	503
-33	1,236.00	323	82 424 970-00	261.00	116, 654	83 030 892-00	354.80	444
-46	1,830.80	323	-06	417.50	116, 654	-06	567.50	444
-47	1,830.80	323	-08	417.50	654	-08	567.50	444
-93	1,190.00	323	-09	522.00	654	-19	532.20	444
-99	1,647.90	323	-19	391.60	116, 654	-28	709.60	444
			-28	522.00	116, 654	-33	479.00	444
			-33	352.30	654	-46	709.60	444
			-46	522.00	654	-47	709.60	444
			-47	522.00	654	-93	461.20	444
			-93	339.30	654	-99	638.60	444
			-99	469.70	116, 654			

Index

Art. No.	Euro	Page	Art. No.	Euro	Page	Art. No.	Euro	Page
83 045 361-00	356.00	248	83 070 780-00	481.60	112	83 210 780-00	407.40	112
-06	569.30	248	-06	770.50	304	-06	652.00	112
-08	569.30	248	-08	770.50	304	-08	652.00	304
-09	712.00	248	-19	722.30	304	-19	611.20	112
-28	712.00	248	-28	963.20	304	-28	814.80	112
-99	640.50	248	-46	963.20	304	-46	814.80	304
83 045 670-00	347.40	153	-47	963.20	304	-47	814.80	304
-06	555.80	153	-99	866.80	304	-99	733.20	112
-93	451.60	153	83 070 809-00	363.40	503	83 210 892-00	358.80	445
83 045 705-00	407.40	050	-06	581.50	503	-06	573.90	445
-06	651.90	050	-08	581.50	503	-08	573.90	445
-19	611.10	050	-19	545.20	503	-19	538.20	445
-46	814.80	050	-28	726.80	503	-28	717.60	445
-47	814.80	050	-46	726.80	503	-33	484.30	445
-99	733.20	050	-47	726.80	503	-46	717.60	445
83 045 892-00	370.90	444	-99	654.00	503	-47	717.60	445
-06	593.50	444	83 080 892-00	404.00	444	-93	466.40	445
-08	593.50	444	-06	646.30	444	-99	645.80	445
-19	556.30	444	-08	646.30	444	83 210 979-00	308.00	185
-28	741.80	444	-19	606.00	444	-06	492.90	185
-33	500.70	444	-28	808.00	444	-19	462.10	185
-46	741.80	444	-33	545.30	444	-33	415.90	185
-47	741.80	444	-46	808.00	444	-46	616.00	373
-93	482.20	444	-47	808.00	444	-47	616.00	373
-99	667.40	444	-93	525.20	444	-93	400.40	185
83 060 361-00	368.50	248	-99	727.30	444	83 211 670-00	303.90	153
-06	589.70	248	83 080 979-00	293.90	185	-06	486.50	153
-08	589.70	248	-06	470.10	185	-93	395.10	153
-09	737.00	248	-19	440.90	185	83 211 705-00	364.80	050
-28	737.00	248	-33	396.80	185	-06	583.70	050
-99	663.20	248	-46	587.80	372	-19	547.20	050
83 060 670-00	358.60	153	-47	587.80	372	-46	729.60	050
-06	573.80	153	-93	382.10	185	-47	729.60	050
-93	466.20	153	83 200 361-00	225.00	248	-99	656.70	050
83 060 705-00	459.10	050	-06	359.90	248	83 211 809-00	242.50	503
-06	734.60	050	-08	359.90	248	-06	388.00	503
-19	688.70	050	-09	450.00	248	-08	388.00	503
-46	918.20	050	-28	450.00	248	-19	363.60	503
-47	918.20	050	-99	404.90	248	-28	485.00	503
-99	826.30	050	83 200 710-00	306.60	217	-46	485.00	503
83 060 780-00	459.10	112	-06	490.50	217	-47	485.00	503
-06	734.40	112	83 200 780-00	324.10	112	-99	436.50	503
-08	734.40	304	-06	518.60	112	83 211 892-00	230.80	444
-19	688.60	112	-08	518.60	304	-06	369.50	444
-28	918.20	112	-19	486.30	112	-08	369.50	444
-46	918.20	304	-28	648.20	112	-19	346.20	444
-47	918.20	304	-46	648.20	304	-28	461.60	444
-99	826.30	112	-47	648.20	304	-33	311.70	444
83 060 809-00	382.50	503	-99	583.40	112	-46	461.60	444
-06	611.90	503	83 200 811-00	459.10	112	-47	461.60	444
-08	612.10	503	-06	734.60	112	-93	300.00	444
-19	573.90	503	-19	688.70	112	-99	415.60	444
-28	765.00	503	-28	918.20	112	83 211 979-00	161.50	185
-46	765.00	503	-99	826.40	112	-06	258.60	185
-47	765.00	503	83 200 892-00	224.20	445	-19	242.20	185
-99	688.60	503	-06	358.80	445	-33	217.90	185
83 060 892-00	382.50	444	-08	358.80	445	-46	323.00	372
-06	611.90	444	-19	336.30	445	-47	323.00	372
-08	611.90	444	-28	448.40	445	-93	210.00	185
-19	573.90	444	-33	302.70	445	83 215 979-00	148.10	185
-28	765.00	444	-46	448.40	445	-06	237.30	185
-33	516.50	444	-47	448.40	445	-19	222.00	185
-46	765.00	444	-93	291.50	445	-33	199.90	185
-47	765.00	444	-99	403.50	445	-46	296.20	372
-93	497.30	444	83 200 979-00	168.00	185	-47	296.20	372
-99	688.60	444	-06	269.20	185	-93	192.50	185
83 060 979-00	282.30	185	-19	252.20	185	83 250 970-00	36.10	249
-06	451.70	185	-33	226.80	185	-06	57.80	249
-19	423.50	185	-46	336.00	373	-08	57.80	249
-33	381.20	185	-47	336.00	373	-09	72.20	249
-46	564.60	372	-93	218.40	185	-28	72.20	249
-47	564.60	372	83 210 361-00	360.20	248	-99	64.90	249
-93	367.00	185	-06	576.50	248	83 251 220-00	42.70	050
83 061 979-00	423.40	185	-08	576.50	248	-06	68.10	050
-06	677.50	185	-09	720.40	248	-08	68.10	249
-19	635.00	185	-28	720.40	248	-09	85.40	249
-33	571.60	185	-99	648.60	248	-19	64.00	050
-46	846.80	372				-28	85.40	112
-47	846.80	372				-33	57.70	186
-93	550.40	185				-46	85.40	050
83 070 710-00	433.60	217				-47	85.40	050
-06	693.90	217				-93	55.50	153
						-99	76.80	050

Index

Art. No.	Euro	Page	Art. No.	Euro	Page	Art. No.	Euro	Page
83 251 670-00	101.30	153	83 400 780-00	356.30	051	83 481 970-00	125.90	154
-06	162.10	153	-06	570.20	051	-06	201.50	154
-93	131.70	153	-08	570.20	306	-08	201.60	375
83 251 710-00	102.90	217	-19	534.50	051	-19	189.00	187
-06	165.10	217	-28	712.60	114	-28	251.80	375
83 251 780-00	109.20	112	-46	712.60	051	-33	170.10	187
-06	174.70	112	-47	712.60	051	-46	251.80	375
-08	174.70	305	-99	641.20	051	-47	251.80	375
-19	163.80	112	83 400 979-00	265.50	051	-93	163.70	154
-28	218.40	112	-06	424.80	051	-99	226.80	375
-46	218.40	305	-08	424.80	306	83 482 970-00	149.50	154
-47	218.40	305	-19	398.30	051	-06	239.10	154
-99	196.70	112	-28	531.00	113	-08	239.30	376
83 251 809-00	110.10	503	-33	358.30	187	-19	224.20	187
-06	176.30	503	-46	531.00	051	-28	299.00	376
-08	176.30	503	-47	531.00	051	-33	202.00	187
-19	165.20	503	-93	345.20	154	-46	299.00	376
-28	220.20	503	-99	477.80	051	-47	299.00	376
-46	220.20	503	83 401 979-00	265.50	051	-93	194.40	154
-47	220.20	503	-06	424.80	051	-99	269.20	376
-99	198.20	503	-08	424.80	250	83 500 361-00	226.00	251
83 251 970-00	34.80	249	-09	531.00	250	-06	361.80	251
-06	55.80	249	-19	398.30	051	-08	361.80	251
-08	55.80	249	-28	531.00	114	-09	452.00	251
-09	69.60	249	-33	358.30	187	-28	452.00	251
-28	69.60	249	-46	531.00	051	-99	407.20	251
-99	62.70	249	-47	531.00	051	83 500 670-00	257.40	155
83 251 979-00	69.90	186	-93	345.20	154	-06	411.80	155
-06	112.00	186	-99	477.80	051	-93	334.60	155
-19	104.90	186	83 410 780-00	364.30	113	83 500 705-00	292.80	052
-28	139.80	373	-06	582.30	113	-06	468.40	052
-33	94.40	186	-08	582.30	305	-19	439.20	052
-46	139.80	373	-19	546.40	113	-46	585.60	052
-47	139.80	373	-28	728.60	113	-47	585.60	052
-93	90.90	186	-46	728.60	305	-99	527.00	052
-99	125.70	373	-47	728.60	305	83 500 710-00	276.60	218
83 251 980-00	117.10	050	-99	655.70	113	-06	442.70	218
-06	187.50	050	83 410 979-00	275.40	050	83 500 780-00	292.80	114
-19	175.60	050	-06	440.60	050	-06	468.40	114
-46	234.20	050	-08	440.60	249	-08	468.40	307
-47	234.20	050	-09	550.80	249	-19	439.20	114
-99	210.80	050	-19	413.20	050	-28	585.60	114
83 252 970-00	45.80	249	-28	550.80	113	-46	585.60	307
-06	72.90	249	-33	371.80	186	-47	585.60	307
-08	72.90	249	-46	550.80	050	-99	527.00	114
-09	91.60	249	-47	550.80	050	83 500 809-00	292.80	505
-28	91.60	249	-93	358.00	153	-06	468.40	505
-99	82.40	249	-99	495.80	050	-08	468.40	505
83 256 979-00	129.60	186	83 435 361-00	456.90	249	-19	439.20	505
-06	207.80	186	-06	731.10	249	-28	585.60	505
-19	194.40	186	-08	731.10	249	-46	585.60	505
-28	259.20	373	-09	913.80	249	-47	585.60	505
-33	175.00	186	-28	913.80	249	-99	527.00	505
-46	259.20	373	-99	822.70	249	83 500 892-00	224.20	449
-47	259.20	373	83 435 892-00	455.40	446	-06	358.80	449
-93	168.50	186	-06	728.60	446	-08	358.80	449
-99	233.50	373	-08	728.60	446	-19	336.30	449
83 281 530-00	216.20	051	-19	683.20	446	-28	448.40	449
-06	345.70	051	-28	910.80	446	-33	302.70	449
-08	345.70	250	-33	614.80	446	-46	448.40	449
-09	432.40	250	-46	910.80	446	-47	448.40	449
-19	324.20	051	-47	910.80	446	-93	291.50	449
-28	432.40	114	-93	592.00	446	-99	403.50	449
-33	291.70	187	-99	819.60	446	83 500 979-00	249.90	188
-46	432.40	051	83 435 970-00	435.60	051	-06	399.80	188
-47	432.40	051	-06	696.90	051	-19	374.90	188
-93	281.10	154	-08	696.90	250	-33	337.40	188
-99	388.90	051	-19	653.40	051	-46	499.80	376
83 290 970-00	210.90	052	-28	871.20	113	-47	499.80	376
-06	337.50	052	-33	588.10	186	-93	324.90	188
-08	337.50	250	-46	871.20	051	83 510 361-00	282.60	251
-09	421.80	250	-47	871.20	051	-06	452.30	251
-19	316.40	052	-93	566.30	153	-08	452.30	251
-28	421.80	114	-99	784.10	051	-09	565.20	251
-33	284.80	187				-28	565.20	251
-46	421.80	052				-99	509.00	251
-47	421.80	052						
-93	274.20	154						
-99	379.70	052						

Index

Art. No.	Euro	Page	Art. No.	Euro	Page	Art. No.	Euro	Page
83 510 892-00	275.50	449	83 900 892-00	494.40	450	90 20 97 507 00-00	87.00	052
-06	440.70	449	-06	791.30	450	-06	164.00	052
-08	440.70	449	-08	791.30	450	-08	173.00	307
-19	413.30	449	-19	741.70	450	-19	114.00	052
-28	551.00	449	-28	988.80	450	-28	203.00	115
-33	372.00	449	-33	667.80	450	-33	115.00	188
-46	551.00	449	-46	988.80	450	-93	104.00	155
-47	551.00	449	-47	988.80	450	-99	136.00	052
-93	358.20	449	-93	642.70	450	90 28 22 538 03-00	118.00	251
-99	496.20	449	-99	890.00	450	-06	235.00	251
83 510 979-00	320.80	188	83 900 970-00	377.20	053	-08	227.00	251
-06	512.90	188	-06	603.40	053	-09	267.00	251
-19	481.00	188	-19	565.90	053	-28	280.00	251
-33	433.10	188	-28	754.40	377	-99	198.00	251
-46	641.60	377	-33	509.30	188	90 29 05 031 00 90	80.00	590
-47	641.60	377	-46	754.40	053	90 30 02 072 00-00	89.00	620
-93	417.00	188	-47	754.40	053	-06	175.00	620
83 590 361-00	225.00	251	-93	490.40	155	-08	217.00	620
-06	359.90	251	-99	678.90	053	-19	217.00	620
-08	359.90	251	83 910 979-00	494.20	115	-28	222.00	620
-09	450.00	251	-06	790.90	115	-33	143.00	620
-28	450.00	251	-08	790.90	308	-46	245.00	620
-99	404.90	251	-19	741.40	115	-99	302.00	620
83 590 780-00	292.80	114	-28	988.40	115	XS		
-06	468.40	114	-33	667.20	189	XS-08 3952	634.00	606
-08	468.40	307	-46	988.40	308	-08 3953	1,818.50	607
-19	439.20	114	-47	988.40	308	-08 3954	1,818.50	607
-28	585.60	114	-93	642.50	189	-08 3955	851.50	607
-46	585.60	307	-99	889.60	115	-08 7690	914.20	607
-47	585.60	307	84			-08 7789	667.70	606
-99	527.00	114	84 410 780-00	335.00	113			
83 590 809-00	224.20	505	-06	535.70	113			
-06	358.80	505	-08	535.70	305			
-08	358.70	505	-19	502.60	113			
-19	336.30	505	-28	670.00	113			
-28	448.40	505	-33	452.30	186			
-46	448.40	505	-46	670.00	305			
-47	448.40	505	-47	670.00	305			
-99	403.40	505	-93	435.50	153			
83 590 892-00	224.20	449	-99	603.00	113			
-06	358.80	449	84 430 811-00	435.60	113			
-08	358.80	449	-06	696.90	113			
-19	336.30	449	-19	653.40	113			
-28	448.40	449	-28	871.20	113			
-33	302.70	449	-99	784.00	113			
-46	448.40	449	84 435 970-00	401.30	051			
-47	448.40	449	-06	641.60	051			
-93	291.50	449	-08	641.60	249			
-99	403.50	449	-19	602.10	051			
83 590 979-00	164.30	188	-28	802.60	113			
-06	263.00	188	-33	541.70	186			
-19	246.50	188	-46	802.60	051			
-28	221.80	188	-47	802.60	051			
-33	221.80	188	-93	521.70	154			
-46	328.60	377	-99	722.40	051			
-47	328.60	377	84 910 979-00	447.10	115			
-93	213.60	188	-06	715.30	115			
83 900 361-00	538.70	251	-08	715.30	308			
-06	861.60	251	-19	670.80	115			
-08	861.60	251	-28	894.20	115			
-09	1,077.40	251	-33	603.60	189			
-28	1,077.40	251	-46	894.20	308			
-99	969.60	251	-47	894.20	308			
83 900 780-00	452.70	052	-93	581.20	189			
-06	724.40	052	-99	804.70	115			
-08	724.40	307	90					
-19	679.00	052	90 18 50 601 00 90	34.00	052			
-28	905.40	115	90 20 97 505 01-00	171.00	115			
-46	905.40	052	-06	309.00	115			
-47	905.40	052	-08	311.00	308			
-99	815.00	052	-19	204.00	115			
83 900 809-00	494.40	506	-28	374.00	115			
-06	791.30	506	-33	228.00	189			
-08	791.30	506	-47	356.00	308			
-19	741.70	506	-93	208.00	189			
-28	988.80	506	-99	298.00	115			
-46	988.80	506						
-47	988.80	506						
-99	890.10	506						



CL.1



CYO



IMO



Lissé



LULU



Madison



MEM



Meta



Tara.



VAIA



Shower



Concealed articles



Miscellaneous



Kitchen

CL.1

Sieger Design

Basin

from page 005

Bidet

from page 011

Shower

from page 012

Thermostats, Mixers, Diverters and Valves

from page 031

Bath

from page 047

Accessories

from page 050



From Q3/2023, available in Champagne (-47) and Brushed Champagne (-46).

Detailed product information, documents, dimensional drawings and 3D objects can be found online at www.dornbracht.com.




Choose your individual solution:

Spouts

Basins from page 005



Bath from page 047



Control Elements

Basins from page 005 / Bath from page 047





Basin fittings overview

Single-lever basin mixer

173 mm projection



33 521 705*

Deck-mounted basin spouts

160 mm projection

160 mm projection

200 mm projection



13 714 705*



13 715 705*



13 717 705*

Wall-mounted single-lever basin mixer

200 mm projection



36 860 705

Wall-mounted basin spout

200 mm projection



13 800 705



CYO



IMO



Lissé



LULU



Madison



MEM



Meta



Tara.



VAIA



Shower



Concealed articles



Miscellaneous



Kitchen

*without pop-up waste



Overview of bath fittings

Freestanding bath fitting



25 863 705

Bath spouts



13 612 705



13 801 705

Hand shower set



27 702 980

Single-lever mixers



29 300 670



36 120 670

Integrated bath filler



36 247 970

Miscellaneous



36 243 970



CL. 1

33 521 705



Single-lever basin mixer without pop-up waste

- 173 mm projection
- fixed spout
- rectangular spray pattern with 40 individual jets
- height of mixer 226 mm
- base 56 x 52 mm
- height up to aerator 212 mm
- hole diameter 35 mm
- 2x screw-in M 8 x 1 pressure hose, leak-tested
- max. flow 4 l/min
- lead-free

		EUR
Chrome	33 521 705-00	1,130.40
Brushed Platinum	33 521 705-06	1,808.80
Champagne (22kt Gold)	33 521 705-47	2,260.80
Brushed Champagne (23kt Gold)	33 521 705-46	2,260.80
Dark Chrome	33 521 705-19	1,695.60
Brushed Dark Platinum	33 521 705-99	2,034.80

13 714 705 +
20 004 705 +
20 004 706



Three-hole basin mixer without pop-up waste

- 160 mm projection
- fixed spout
- rectangular spray pattern with 40 individual jets
- height of mixer 108 mm
- height up to aerator 94 mm
- hole diameter valve 32 mm
- hole diameter spout 35 mm
- rosette 60 x 47 mm
- 2x screw-in M 10 x 1 pressure hose, leak-tested
- max. flow 4 l/min
- lead-free

		EUR
Chrome	1 x 13 714 705-00	796.70
	1 x 20 004 705-00	313.30
	1 x 20 004 706-00	313.30
	Total price:	1,423.30
Brushed Platinum	1 x 13 714 705-06	1,274.80
	1 x 20 004 705-06	501.20
	1 x 20 004 706-06	501.20
	Total price:	2,277.20
Brushed Dark Platinum	1 x 13 714 705-99	1,434.20
	1 x 20 004 705-99	563.90
	1 x 20 004 706-99	563.90
	Total price:	2,562.00



Optional miscellaneous

- High pressure hoses**
- 2x 1/2" x 3/8" high pressure hose

		EUR
	12 506 970 90	86.40

13 715 705 +
20 004 705 +
20 004 706



Three-hole basin mixer without pop-up waste

- 160 mm projection
- fixed spout
- rectangular spray pattern with 40 individual jets
- height of mixer 204 mm
- height up to aerator 190 mm
- hole diameter valve 32 mm
- hole diameter spout 35 mm
- rosette 60 x 47 mm
- 2x screw-in M 10 x 1 pressure hose, leak-tested
- max. flow 4 l/min
- lead-free

		EUR
Chrome	1 x 13 715 705-00	863.60
	1 x 20 004 705-00	313.30
	1 x 20 004 706-00	313.30
	Total price:	1,490.20
Brushed Platinum	1 x 13 715 705-06	1,381.40
	1 x 20 004 705-06	501.20
	1 x 20 004 706-06	501.20
	Total price:	2,383.80
Champagne (22kt Gold)	1 x 13 715 705-47	1,727.20
	1 x 20 004 705-47	626.60
	1 x 20 004 706-47	626.60
	Total price:	2,980.40
Brushed Champagne (23kt Gold)	1 x 13 715 705-46	1,727.20
	1 x 20 004 705-46	626.60
	1 x 20 004 706-46	626.60
	Total price:	2,980.40
Dark Chrome	1 x 13 715 705-19	1,295.40
	1 x 20 004 705-19	470.00
	1 x 20 004 706-19	470.00
	Total price:	2,235.40
Brushed Dark Platinum	1 x 13 715 705-99	1,554.30
	1 x 20 004 705-99	563.90
	1 x 20 004 706-99	563.90
	Total price:	2,682.10



Optional miscellaneous

- High pressure hoses**
- 2x 1/2" x 3/8" high pressure hose

		EUR
	12 506 970 90	86.40



CYO



IMO



Lissé



LULU



Madison



MEM



Meta



Tara.



VAIA



Shower



Concealed articles



Miscellaneous



Kitchen

13 717 705 +
20 004 705 +
20 004 706



Three-hole basin mixer without pop-up waste

- **200 mm projection**
- fixed spout
- rectangular spray pattern with 40 individual jets
- height of mixer 343 mm
- height up to aerator 329 mm
- hole diameter valve 32 mm
- hole diameter spout 35 mm
- rosette 60 x 47 mm
- 2x screw-in M 10 x 1 pressure hose, leak-tested
- max. flow 4 l/min
- lead-free

		EUR
Chrome	1 x 13 717 705-00	1,085.20
	1 x 20 004 705-00	313.30
	1 x 20 004 706-00	313.30
	Total price:	1,711.80
Brushed Platinum	1 x 13 717 705-06	1,736.20
	1 x 20 004 705-06	501.20
	1 x 20 004 706-06	501.20
	Total price:	2,738.60
Champagne (22kt Gold)	1 x 13 717 705-47	2,170.40
	1 x 20 004 705-47	626.60
	1 x 20 004 706-47	626.60
	Total price:	3,423.60
Brushed Champagne (23kt Gold)	1 x 13 717 705-46	2,170.40
	1 x 20 004 705-46	626.60
	1 x 20 004 706-46	626.60
	Total price:	3,423.60
Dark Chrome	1 x 13 717 705-19	1,627.80
	1 x 20 004 705-19	470.00
	1 x 20 004 706-19	470.00
	Total price:	2,567.80
Brushed Dark Platinum	1 x 13 717 705-99	1,953.30
	1 x 20 004 705-99	563.90
	1 x 20 004 706-99	563.90
	Total price:	3,081.10



Optional miscellaneous

High pressure hoses

- 2x 1/2" x 3/8" high pressure hose

	EUR
12 506 970 90	86.40

13 714 705



Deck-mounted basin spout without pop-up waste

- **160 mm projection**
- fixed spout
- rectangular spray pattern with 40 individual jets
- height of mixer 108 mm
- height up to aerator 94 mm
- hole diameter 35 mm
- 2x screw-in M 10 x 1 pressure hose, leak-tested
- 1/2" connection
- max. flow 4 l/min
- lead-free

		EUR
Chrome	13 714 705-00	796.70
Brushed Platinum	13 714 705-06	1,274.80
Champagne (22kt Gold)	13 714 705-47	1,593.40
Brushed Champagne (23kt Gold)	13 714 705-46	1,593.40
Dark Chrome	13 714 705-19	1,195.10
Brushed Dark Platinum	13 714 705-99	1,434.20

13 715 705



Deck-mounted basin spout without pop-up waste

- **160 mm projection**
- fixed spout
- rectangular spray pattern with 40 individual jets
- height of mixer 204 mm
- height up to aerator 190 mm
- hole diameter 35 mm
- 2x screw-in M 10 x 1 pressure hose, leak-tested
- 1/2" connection
- max. flow 4 l/min
- lead-free

		EUR
Chrome	13 715 705-00	863.60
Brushed Platinum	13 715 705-06	1,381.40
Champagne (22kt Gold)	13 715 705-47	1,727.20
Brushed Champagne (23kt Gold)	13 715 705-46	1,727.20
Dark Chrome	13 715 705-19	1,295.40
Brushed Dark Platinum	13 715 705-99	1,554.30

13 717 705



Deck-mounted basin spout without pop-up waste

- **200 mm projection**
- fixed spout
- rectangular spray pattern with 40 individual jets
- height of mixer 343 mm
- height up to aerator 329 mm
- hole diameter 35 mm
- max. flow 4 l/min
- 1/2" connection
- 2x screw-in M 10 x 1 pressure hose, leak-tested
- lead-free

		EUR
Chrome	13 717 705-00	1,085.20
Brushed Platinum	13 717 705-06	1,736.20
Champagne (22kt Gold)	13 717 705-47	2,170.40
Brushed Champagne (23kt Gold)	13 717 705-46	2,170.40
Dark Chrome	13 717 705-19	1,627.80
Brushed Dark Platinum	13 717 705-99	1,953.30



CL. 1

36 860 705



Wall-mounted single-lever basin mixer without pop-up waste

- 198 mm projection
- fixed spout
- rectangular spray pattern with 40 individual jets
- hole diameter spout 37 mm
- hole diameter single-lever mixer 57 mm
- rosette 80 x 80 mm
- max. flow 4.5 l/min
- lead-free

		EUR
Chrome	36 860 705-00	1,047.00
Brushed Platinum	36 860 705-06	1,674.90
Champagne (22kt Gold)	36 860 705-47	2,094.00
Brushed Champagne (23kt Gold)	36 860 705-46	2,094.00
Dark Chrome	36 860 705-19	1,570.50
Brushed Dark Platinum	36 860 705-99	1,884.50



Required miscellaneous

Concealed wall-mounted single-lever mixer

- min. recess depth 80 mm
- max. recess depth 95 mm

For details and miscellaneous, see page 585.

		EUR
Concealed rough parts	35 860 970 90	213.80



Required miscellaneous

Concealed wall-mounted single-lever mixer on right

NOTE: Not suitable for concealed installation. Connection by means of angle valves, mounted with screws to back wall.

For details and miscellaneous, see page 584.

		EUR
Concealed rough parts	35 816 970 90	367.00

13 800 705 +
36 607 706 +
36 607 707



Wall-mounted basin mixer without pop-up waste

- 200 mm projection
- fixed spout
- rectangular spray pattern with 40 individual jets
- hole diameter valve 35 mm
- hole diameter spout 40 mm
- rosette 60 x 60 mm
- max. flow 4.5 l/min
- lead-free

		EUR
Chrome	1 x 13 800 705-00	745.60
	1 x 36 607 706-00	265.50
	1 x 36 607 707-00	265.50
	Total price:	1,276.60
Brushed Platinum	1 x 13 800 705-06	1,193.10
	1 x 36 607 706-06	425.00
	1 x 36 607 707-06	425.00
	Total price:	2,043.10
Champagne (22kt Gold)	1 x 13 800 705-47	1,491.20
	1 x 36 607 706-47	531.00
	1 x 36 607 707-47	531.00
	Total price:	2,553.20
Brushed Champagne (23kt Gold)	1 x 13 800 705-46	1,491.20
	1 x 36 607 706-46	531.00
	1 x 36 607 707-46	531.00
	Total price:	2,553.20
Dark Chrome	1 x 13 800 705-19	1,118.40
	1 x 36 607 706-19	398.30
	1 x 36 607 707-19	398.30
	Total price:	1,915.00
Brushed Dark Platinum	1 x 13 800 705-99	1,342.10
	1 x 36 607 706-99	477.90
	1 x 36 607 707-99	477.90
	Total price:	2,297.90



Required miscellaneous

Concealed wall-mounted mixer Centred spout

- min. recess depth 93 mm
- max. recess depth 138 mm

For details and miscellaneous, see page 583.

		EUR
Concealed rough parts	35 700 970 90	184.00



Required miscellaneous

Concealed wall-mounted mixer variable positioning

- min. recess depth 110 mm
- max. recess depth 150 mm

For details and miscellaneous, see page 583.

		EUR
Concealed rough parts	35 720 970 90	146.80



CYO



IMO



Lissé



LULU



Madison



MEM



Meta



Tara.



VAIA



Shower



Concealed articles



Miscellaneous



Kitchen

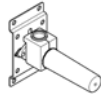
13 800 705



Wall-mounted basin spout without pop-up waste

- 200 mm projection
- fixed spout
- rectangular spray pattern with 40 individual jets
- hole diameter 37 mm
- lead-free
- 1/2" connection
- plug-link mounting
- max. flow 4.5 l/min

		EUR
Chrome	13 800 705-00	745.60
Brushed Platinum	13 800 705-06	1,193.10
Champagne (22kt Gold)	13 800 705-47	1,491.20
Brushed Champagne (23kt Gold)	13 800 705-46	1,491.20
Dark Chrome	13 800 705-19	1,118.40
Brushed Dark Platinum	13 800 705-99	1,342.10



Optional miscellaneous

- Concealed wall elbow**
- min. recess depth 90 mm
 - max. recess depth 163 mm

For details and miscellaneous, see page 603.

		EUR
Concealed rough parts	35 085 970 90	116.90

13 715 705 +
42 765 970



eSET Touchfree Basin mixer without pop-up waste with temperature setting

- 160 mm projection
- fixed spout
- rectangular spray pattern with 40 individual jets
- height of mixer 204 mm
- height up to aerator 190 mm
- hole diameter 35 mm
- 2x screw-in M 10 x 1 pressure hose, leak-tested
- 1/2" connection
- max. flow 4 l/min
- lead-free
- automatic hygiene flush
- suitable for thermal disinfection
- adjustable follow-up time
- high-frequency sensors with self-calibration
- magnetic valve
- temperature setting via thermostat
- 100-240 V AC / 12 V DC, 50-60 Hz, 18 W power supply unit, incl. country-specific adapter set

Cannot be combined with basins in conducting materials (e.g. steel, river stone).

Cannot be combined with basins that have a closing drain.

		EUR
Chrome	1 x 13 715 705-00	863.60
	1 x 42 765 970 90	654.40
	Total price:	1,518.00



Required miscellaneous

- eSET Touchfree Basin mixer with temperature setting for combining with free-standing fittings**

For details and miscellaneous, see page 598.

		EUR
Concealed rough parts	35 740 970 90	298.60

13 715 705 +
42 766 970



eSET Touchfree Basin mixer without pop-up waste without temperature setting

- 160 mm projection
- fixed spout
- rectangular spray pattern with 40 individual jets
- height of mixer 204 mm
- height up to aerator 190 mm
- hole diameter 35 mm
- 2x screw-in M 10 x 1 pressure hose, leak-tested
- 1/2" connection
- max. flow 4 l/min
- lead-free
- automatic hygiene flush
- suitable for thermal disinfection
- adjustable follow-up time
- high-frequency sensors with self-calibration
- magnetic valve
- 100-240 V AC / 12 V DC, 50-60 Hz, 18 W power supply unit, incl. country-specific adapter set

Cannot be combined with basins in conducting materials (e.g. steel, river stone).

Cannot be combined with basins that have a closing drain.

		EUR
Chrome	1 x 13 715 705-00	863.60
	1 x 42 766 970 90	545.30
	Total price:	1,408.90



Required miscellaneous

- eSET Touchfree Basin mixer without temperature setting for combining with free-standing fittings**

For details and miscellaneous, see page 598.

		EUR
Concealed rough parts	35 742 970 90	271.30



CL. 1

13 800 705 +
42 765 970



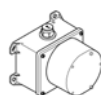
eSET Touchfree Basin mixer without pop-up waste with temperature setting

- 200 mm projection
- fixed spout
- rectangular spray pattern with 40 individual jets
- hole diameter 37 mm
- 1/2" connection
- plug-link mounting
- max. flow 4.5 l/min
- lead-free
- automatic hygiene flush
- suitable for thermal disinfection
- adjustable follow-up time
- high-frequency sensors with self-calibration
- magnetic valve
- temperature setting via thermostat
- 100-240 V AC / 12 V DC, 50-60 Hz, 18 W power supply unit, incl. country-specific adapter set

Cannot be combined with basins in conducting materials (e.g. steel, river stone).

Cannot be combined with basins that have a closing drain.

	EUR
Chrome	
1 x 13 800 705-00	745.60
1 x 42 765 970 90	654.40
Total price:	1,400.00



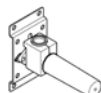
Required miscellaneous

eSET Touchfree Basin mixer with temperature setting for combining with wall-mounted fittings

- min. recess depth 90 mm
- max. recess depth 125 mm

For details and miscellaneous, see page 598.

	EUR
Concealed rough parts	
35 741 970 90	298.60



Optional miscellaneous

Concealed wall elbow

- min. recess depth 90 mm
- max. recess depth 163 mm

For details and miscellaneous, see page 603.

	EUR
Concealed rough parts	
35 085 970 90	116.90

13 800 705 +
42 766 970



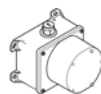
eSET Touchfree Basin mixer without pop-up waste without temperature setting

- 200 mm projection
- fixed spout
- rectangular spray pattern with 40 individual jets
- hole diameter 37 mm
- 1/2" connection
- plug-link mounting
- max. flow 4.5 l/min
- lead-free
- automatic hygiene flush
- suitable for thermal disinfection
- adjustable follow-up time
- high-frequency sensors with self-calibration
- magnetic valve
- 100-240 V AC / 12 V DC, 50-60 Hz, 18 W power supply unit, incl. country-specific adapter set

Cannot be combined with basins in conducting materials (e.g. steel, river stone).

Cannot be combined with basins that have a closing drain.

	EUR
Chrome	
1 x 13 800 705-00	745.60
1 x 42 766 970 90	545.30
Total price:	1,290.90



Required miscellaneous

eSET Touchfree Basin mixer without temperature setting for combining with wall-mounted fittings

- min. recess depth 90 mm
- max. recess depth 125 mm

For details and miscellaneous, see page 598.

	EUR
Concealed rough parts	
35 743 970 90	271.30



CYO



IMO



Lissé



LULU



Madison



MEM



Meta



Tara.



VAIA



Shower



Concealed articles



Miscellaneous



Kitchen



Accessories

22 901 782



Angle valve

- rosette 60 x 60 mm
- hose covering 200 mm, for shortening
- 1/2" connection

		EUR
Chrome	22 901 782-00	204.70
Brushed Platinum	22 901 782-06	327.60
Champagne (22kt Gold)	22 901 782-47	409.40
Brushed Champagne (23kt Gold)	22 901 782-46	409.40
Dark Chrome	22 901 782-19	307.20
Brushed Dark Platinum	22 901 782-99	368.60

10 060 780



Siphon for basin 1 1/4"

- rosette 78 x 78 mm

		EUR
Chrome	10 060 780-00	368.70
Brushed Platinum	10 060 780-06	590.00
Champagne (22kt Gold)	10 060 780-47	737.40
Brushed Champagne (23kt Gold)	10 060 780-46	737.40
Dark Chrome	10 060 780-19	553.10
Brushed Dark Platinum	10 060 780-99	663.70



CL.1

33 600 705



Single-lever bidet mixer without pop-up waste

- 145 mm projection
- pivotable spout 30°
- rectangular, air-enriched flow
- height of mixer 190 mm
- height up to aerator 113 mm
- hole diameter 35 mm
- 2x screw-in M 8 x 1 pressure hose, leak-tested
- max. flow 6 l/min

EUR

Chrome	33 600 705-00	1,462.30
Brushed Platinum	33 600 705-06	2,339.50
Champagne (22kt Gold)	33 600 705-47	2,924.60
Brushed Champagne (23kt Gold)	33 600 705-46	2,924.60
Dark Chrome	33 600 705-19	2,193.50
Brushed Dark Platinum	33 600 705-99	2,632.10



CYO



IMO



Lissé



LULU



Madison



MEM



Meta



Tara.



VAIA



Shower



Concealed articles



Miscellaneous



Kitchen

36 002 970 +
28 017 979



Concealed single-lever mixer with integrated shower connection with hand shower set

- metal shower hose 1750 mm with integrated anti-twist protection
- hand shower: normal flow
- spray head Ø 130 mm
- max. hand shower flow 15 l/min

Intrinsic protection against back flow.

		EUR
Chrome	1 x 36 002 970-00	715.80
	1 x 28 017 979-00	173.10
Total price:		888.90
Brushed Platinum	1 x 36 002 970-06	1,145.30
	1 x 28 017 979-06	277.10
Total price:		1,422.40
Champagne (22kt Gold)	1 x 36 002 970-47	1,431.60
	1 x 28 017 979-47	346.20
Total price:		1,777.80
Brushed Champagne (23kt Gold)	1 x 36 002 970-46	1,431.60
	1 x 28 017 979-46	346.20
Total price:		1,777.80
Dark Chrome	1 x 36 002 970-19	1,073.80
	1 x 28 017 979-19	259.70
Total price:		1,333.50
Brushed Dark Platinum	1 x 36 002 970-99	1,288.40
	1 x 28 017 979-99	311.60
Total price:		1,600.00



Product alternative

Hand shower

- three settings: normal flow, soft flow, massage flow
 - spray head Ø 100 mm
 - max. flow 15 l/min
- Hand shower see page 557.

For details and miscellaneous, see page 558.

		EUR
Chrome	28 018 979-00	129.20
Brushed Platinum	28 018 979-06	206.70
Champagne (22kt Gold)	28 018 979-47	258.40
Brushed Champagne (23kt Gold)	28 018 979-46	258.40
Dark Chrome	28 018 979-19	193.80
Brushed Dark Platinum	28 018 979-99	232.50



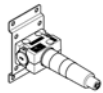
Product alternative

Hand shower

- four settings: normal flow, soft flow, massage flow, cascade
 - spray head Ø 120 mm
 - max. flow 15 l/min
- Hand shower see page 557.

For details and miscellaneous, see page 559.

		EUR
Chrome	28 012 979-00	224.70
Brushed Platinum	28 012 979-06	359.50
Champagne (22kt Gold)	28 012 979-47	449.40
Brushed Champagne (23kt Gold)	28 012 979-46	449.40
Dark Chrome	28 012 979-19	337.10
Brushed Dark Platinum	28 012 979-99	404.50



Required miscellaneous

Concealed wall mounting

- min. recess depth 80 mm
- max. recess depth 105 mm

For details and miscellaneous, see page 584.

		EUR
Concealed rough parts	35 050 970 90	305.40




CL. 1

36 013 970 +
28 012 979

Concealed single-lever mixer with integrated shower connection with shower set

- cover plate 80 x 80 mm
- metal shower hose 1750 mm with integrated anti-twist protection
- slide bar
- Pipe diameter 18 mm
- four settings: normal flow, soft flow, massage flow, cascade
- spray head Ø 120 mm
- max. hand shower flow 15 l/min

Intrinsic protection against back flow.



		EUR
Chrome	1 x 36 013 970-00	885.80
	1 x 28 012 979-00	224.70
Total price:		1,110.50
Brushed Platinum	1 x 36 013 970-06	1,429.30
	1 x 28 012 979-06	359.50
Total price:		1,788.80
Champagne (22kt Gold)	1 x 36 013 970-47	1,771.60
	1 x 28 012 979-47	449.40
Total price:		2,221.00
Brushed Champagne (23kt Gold)	1 x 36 013 970-46	1,771.60
	1 x 28 012 979-46	449.40
Total price:		2,221.00
Dark Chrome	1 x 36 013 970-19	1,328.60
	1 x 28 012 979-19	337.10
Total price:		1,665.70
Brushed Dark Platinum	1 x 36 013 970-99	1,593.60
	1 x 28 012 979-99	404.50
Total price:		1,998.10



Product alternative

Hand shower

- three settings: normal flow, soft flow, massage flow
 - spray head Ø 100 mm
 - max. flow 15 l/min
- Hand shower see page 557.

For details and miscellaneous, see page 558.

		EUR
Chrome	28 018 979-00	129.20
Brushed Platinum	28 018 979-06	206.70
Champagne (22kt Gold)	28 018 979-47	258.40
Brushed Champagne (23kt Gold)	28 018 979-46	258.40
Dark Chrome	28 018 979-19	193.80
Brushed Dark Platinum	28 018 979-99	232.50



Product alternative

Hand shower

- normal flow
- spray head Ø 130 mm
- max. flow 6.8 l/min

		EUR
Chrome	28 017 979-00 0010	173.10
Brushed Platinum	28 017 979-06 0010	276.80
Champagne (22kt Gold)	28 017 979-47 0010	346.20
Brushed Champagne (23kt Gold)	28 017 979-46 0010	346.20
Dark Chrome	28 017 979-19 0010	259.70
Brushed Dark Platinum	28 017 979-99 0010	311.40



Required miscellaneous

Concealed wall mounting

- min. recess depth 78 mm
- max. recess depth 103 mm

For details and miscellaneous, see page 583.

		EUR
Concealed rough parts	35 003 970 90	305.40



CYO



IMO



Lissé



LULU



Madison



MEM



Meta



Tara.



VAIA



Shower



Concealed articles



Miscellaneous



Kitchen

36 110 970 +
28 017 979**Concealed single-lever mixer with integrated shower connection with shower set**

- metal shower hose 1750 mm with integrated anti-twist protection
- slide bar
- Pipe diameter 18 mm
- hand shower: normal flow
- spray head Ø 130 mm
- max. hand shower flow 15 l/min

Intrinsic protection against back flow.

Product alternative

Hand shower

- three settings: normal flow, soft flow, massage flow
- spray head Ø 100 mm
- max. flow 15 l/min

Hand shower see page 557.

For details and miscellaneous, see page 558.



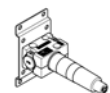
Product alternative

Hand shower

- four settings: normal flow, soft flow, massage flow, cascade
- spray head Ø 120 mm
- max. flow 15 l/min

Hand shower see page 557.

For details and miscellaneous, see page 559.



Required miscellaneous

Concealed wall mounting

- min. recess depth 80 mm
- max. recess depth 105 mm

For details and miscellaneous, see page 584.

		EUR
Chrome	1 x 36 110 970-00	853.40
	1 x 28 017 979-00	173.10
	Total price:	1,026.50
Brushed Platinum	1 x 36 110 970-06	1,364.90
	1 x 28 017 979-06	277.10
	Total price:	1,642.00
Champagne (22kt Gold)	1 x 36 110 970-47	1,706.80
	1 x 28 017 979-47	346.20
	Total price:	2,053.00
Brushed Champagne (23kt Gold)	1 x 36 110 970-46	1,706.80
	1 x 28 017 979-46	346.20
	Total price:	2,053.00
Dark Chrome	1 x 36 110 970-19	1,280.00
	1 x 28 017 979-19	259.70
	Total price:	1,539.70
Brushed Dark Platinum	1 x 36 110 970-99	1,535.40
	1 x 28 017 979-99	311.60
	Total price:	1,847.00

		EUR
Chrome	28 018 979-00	129.20
	28 018 979-06	206.70
Champagne (22kt Gold)	28 018 979-47	258.40
	28 018 979-46	258.40
Dark Chrome	28 018 979-19	193.80
	28 018 979-99	232.50

		EUR
Chrome	28 012 979-00	224.70
	28 012 979-06	359.50
Champagne (22kt Gold)	28 012 979-47	449.40
	28 012 979-46	449.40
Dark Chrome	28 012 979-19	337.10
	28 012 979-99	404.50

		EUR
Concealed rough parts	35 050 970 90	305.40



CL. 1

36 111 970 +
28 018 979



Concealed single-lever mixer with integrated shower connection with shower set

- metal shower hose 1750 mm with integrated anti-twist protection
- slide bar
- Pipe diameter 18 mm
- hand shower: three settings: normal flow, soft flow, massage flow
- spray head Ø 100 mm
- max. hand shower flow 15 l/min

Intrinsic protection against back flow.

		EUR
Chrome	1 x 36 111 970-00	977.00
	1 x 28 018 979-00	129.20
Total price:		1,106.20
Brushed Platinum	1 x 36 111 970-06	1,563.00
	1 x 28 018 979-06	206.70
Total price:		1,769.70
Champagne (22kt Gold)	1 x 36 111 970-47	1,954.00
	1 x 28 018 979-47	258.40
Total price:		2,212.40
Brushed Champagne (23kt Gold)	1 x 36 111 970-46	1,954.00
	1 x 28 018 979-46	258.40
Total price:		2,212.40
Dark Chrome	1 x 36 111 970-19	1,465.50
	1 x 28 018 979-19	193.80
Total price:		1,659.30
Brushed Dark Platinum	1 x 36 111 970-99	1,758.10
	1 x 28 018 979-99	232.50
Total price:		1,990.60



Product alternative

Hand shower

- four settings: normal flow, soft flow, massage flow, cascade
 - spray head Ø 120 mm
 - max. flow 15 l/min
- Hand shower see page 557.

For details and miscellaneous, see page 559.

		EUR
Chrome	28 012 979-00	224.70
Brushed Platinum	28 012 979-06	359.50
Champagne (22kt Gold)	28 012 979-47	449.40
Brushed Champagne (23kt Gold)	28 012 979-46	449.40
Dark Chrome	28 012 979-19	337.10
Brushed Dark Platinum	28 012 979-99	404.50

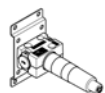


Product alternative

Hand shower

- normal flow
- spray head Ø 130 mm
- max. flow 6.8 l/min

		EUR
Chrome	28 017 979-00 0010	173.10
Brushed Platinum	28 017 979-06 0010	276.80
Champagne (22kt Gold)	28 017 979-47 0010	346.20
Brushed Champagne (23kt Gold)	28 017 979-46 0010	346.20
Dark Chrome	28 017 979-19 0010	259.70
Brushed Dark Platinum	28 017 979-99 0010	311.40



Required miscellaneous

Concealed wall mounting

- min. recess depth 80 mm
- max. recess depth 105 mm

For details and miscellaneous, see page 584.

		EUR
Concealed rough parts	35 050 970 90	305.40



CYO



IMO



Lissé



LULU



Madison



MEM



Meta



Tara.



VAIA



Shower



Concealed articles



Miscellaneous



Kitchen

26 413 980 +
28 012 979**Shower set**

- slide bar
- Pipe diameter 18 mm
- rosette 60 x 60 mm
- gauge 800 mm
- metal shower hose 1750 mm with integrated anti-twist protection
- shower hose connector 3/8"
- four settings: normal flow, soft flow, massage flow, cascade
- spray head Ø 120 mm
- max. flow 15 l/min

Intrinsic protection against back flow.

		EUR
Chrome	1 x 26 413 980-00	668.10
	1 x 28 012 979-00	224.70
Total price:		892.80
Brushed Platinum	1 x 26 413 980-06	1,068.40
	1 x 28 012 979-06	359.50
Total price:		1,427.90
Champagne (22kt Gold)	1 x 26 413 980-47	1,336.20
	1 x 28 012 979-47	449.40
Total price:		1,785.60
Brushed Champagne (23kt Gold)	1 x 26 413 980-46	1,336.20
	1 x 28 012 979-46	449.40
Total price:		1,785.60
Dark Chrome	1 x 26 413 980-19	1,002.10
	1 x 28 012 979-19	337.10
Total price:		1,339.20
Brushed Dark Platinum	1 x 26 413 980-99	1,202.10
	1 x 28 012 979-99	404.50
Total price:		1,606.60



Product alternative

Hand shower

- three settings: normal flow, soft flow, massage flow
- spray head Ø 100 mm
- max. flow 15 l/min

Hand shower see page 557.

For details and miscellaneous, see page 558.

		EUR
Chrome	28 018 979-00	129.20
Brushed Platinum	28 018 979-06	206.70
Champagne (22kt Gold)	28 018 979-47	258.40
Brushed Champagne (23kt Gold)	28 018 979-46	258.40
Dark Chrome	28 018 979-19	193.80
Brushed Dark Platinum	28 018 979-99	232.50



Product alternative

Hand shower

- normal flow
- spray head Ø 130 mm
- max. flow 6.8 l/min

		EUR
Chrome	28 017 979-00 0010	173.10
Brushed Platinum	28 017 979-06 0010	276.80
Champagne (22kt Gold)	28 017 979-47 0010	346.20
Brushed Champagne (23kt Gold)	28 017 979-46 0010	346.20
Dark Chrome	28 017 979-19 0010	259.70
Brushed Dark Platinum	28 017 979-99 0010	311.40

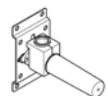


Optional miscellaneous

Wall elbow

For details and miscellaneous, see main items

		EUR
Chrome	28 450 980-00	157.20
Brushed Platinum	28 450 980-06	251.70
Champagne (22kt Gold)	28 450 980-47	314.40
Brushed Champagne (23kt Gold)	28 450 980-46	314.40
Dark Chrome	28 450 980-19	236.00
Brushed Dark Platinum	28 450 980-99	283.00



Optional miscellaneous

Concealed wall elbow

- min. recess depth 90 mm
- max. recess depth 163 mm

For details and miscellaneous, see page 603.

		EUR
Concealed rough parts	35 085 970 90	116.90



CL. 1

26 413 979 +
28 018 979



Shower set

- slide bar
- Pipe diameter 18 mm
- gauge 853 mm
- metal shower hose 1750 mm with integrated anti-twist protection
- shower hose connector 3/8"
- three settings: normal flow, soft flow, massage flow
- spray head Ø 100 mm
- max. flow 15 l/min

		EUR
Chrome	1 x 26 413 979-00	400.10
	1 x 28 018 979-00	129.20
Total price:		529.30
Brushed Platinum	1 x 26 413 979-06	652.50
	1 x 28 018 979-06	206.70
Total price:		859.20
Champagne (22kt Gold)	1 x 26 413 979-47	800.20
	1 x 28 018 979-47	258.40
Total price:		1,058.60
Brushed Champagne (23kt Gold)	1 x 26 413 979-46	800.20
	1 x 28 018 979-46	258.40
Total price:		1,058.60
Dark Chrome	1 x 26 413 979-19	600.30
	1 x 28 018 979-19	193.80
Total price:		794.10
Brushed Dark Platinum	1 x 26 413 979-99	720.00
	1 x 28 018 979-99	232.50
Total price:		952.50



Product alternative

Hand shower

- four settings: normal flow, soft flow, massage flow, cascade
- spray head Ø 120 mm
- max. flow 15 l/min

Hand shower see page 557.

For details and miscellaneous, see page 559.

		EUR
Chrome	28 012 979-00	224.70
Brushed Platinum	28 012 979-06	359.50
Champagne (22kt Gold)	28 012 979-47	449.40
Brushed Champagne (23kt Gold)	28 012 979-46	449.40
Dark Chrome	28 012 979-19	337.10
Brushed Dark Platinum	28 012 979-99	404.50



Product alternative

Hand shower

- normal flow
- spray head Ø 130 mm
- max. flow 6.8 l/min

		EUR
Chrome	28 017 979-00 0010	173.10
Brushed Platinum	28 017 979-06 0010	276.80
Champagne (22kt Gold)	28 017 979-47 0010	346.20
Brushed Champagne (23kt Gold)	28 017 979-46 0010	346.20
Dark Chrome	28 017 979-19 0010	259.70
Brushed Dark Platinum	28 017 979-99 0010	311.40

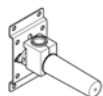


Optional miscellaneous

Wall elbow

For details and miscellaneous, see main items

		EUR
Chrome	28 450 980-00	157.20
Brushed Platinum	28 450 980-06	251.70
Champagne (22kt Gold)	28 450 980-47	314.40
Brushed Champagne (23kt Gold)	28 450 980-46	314.40
Dark Chrome	28 450 980-19	236.00
Brushed Dark Platinum	28 450 980-99	283.00



Optional miscellaneous

Concealed wall elbow

- min. recess depth 90 mm
- max. recess depth 163 mm

For details and miscellaneous, see page 603.

		EUR
Concealed rough parts	35 085 970 90	116.90



CYO



IMO



Lissé



LULU



Madison



MEM



Meta



Tara.



VAIA



Shower



Concealed articles



Miscellaneous



Kitchen

34 459 980 +
28 018 979**Showerpipe with shower thermostat**

- shower with fixed riser projection 453 mm
- overhead shower: rain flow
- rain shower 300 x 240 mm
- rain shower with anti-scale system
- max. rainshower flow 14 l/min
- hand shower: normal flow
- spray head Ø 100 mm
- max. hand shower flow 15 l/min
- rotary diverter with volume control and shut-off function
- slide-on rosettes Ø 70 mm
- height of fittings up to rain shower (bottom edge) 985 mm
- height of fittings up to top edge of elbow 1170 mm
- gauge 150 mm - 13 mm
- metal shower hose 1750 mm with integrated anti-twist protection
- 1/2" connection
- slide bar
- Pipe diameter 23.5 mm

		EUR
Chrome	1 x 34 459 980-00	2,930.90
	1 x 28 018 979-00	129.20
	Total price:	3,060.10
Brushed Platinum	1 x 34 459 980-06	4,689.50
	1 x 28 018 979-06	206.70
	Total price:	4,896.20
Champagne (22kt Gold)	1 x 34 459 980-47	5,861.80
	1 x 28 018 979-47	258.40
	Total price:	6,120.20
Brushed Champagne (23kt Gold)	1 x 34 459 980-46	5,861.80
	1 x 28 018 979-46	258.40
	Total price:	6,120.20
Dark Chrome	1 x 34 459 980-19	4,396.50
	1 x 28 018 979-19	193.80
	Total price:	4,590.30
Brushed Dark Platinum	1 x 34 459 980-99	5,275.60
	1 x 28 018 979-99	232.50
	Total price:	5,508.10



Product alternative

Showerpipe with shower thermostat without hand shower

- max. flow 12 l/min

This article does not include a hand shower!

		EUR
Chrome	34 458 980-00	2,930.90
Brushed Platinum	34 458 980-06	4,689.40
Champagne (22kt Gold)	34 458 980-47	5,861.80
Brushed Champagne (23kt Gold)	34 458 980-46	5,861.80
Dark Chrome	34 458 980-19	4,396.40
Brushed Dark Platinum	34 458 980-99	5,275.60



Product alternative

Hand shower

- four settings: normal flow, soft flow, massage flow, cascade
- spray head Ø 120 mm
- max. flow 15 l/min

Hand shower see page 557.

For details and miscellaneous, see page 559.

		EUR
Chrome	28 012 979-00	224.70
Brushed Platinum	28 012 979-06	359.50
Champagne (22kt Gold)	28 012 979-47	449.40
Brushed Champagne (23kt Gold)	28 012 979-46	449.40
Dark Chrome	28 012 979-19	337.10
Brushed Dark Platinum	28 012 979-99	404.50



Product alternative

Hand shower

- normal flow
- max. flow 6.8 l/min

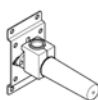
		EUR
Chrome	28 019 979-00 0010	226.00
Brushed Platinum	28 019 979-06 0010	361.60
Champagne (22kt Gold)	28 019 979-47 0010	452.00
Brushed Champagne (23kt Gold)	28 019 979-46 0010	452.00
Dark Chrome	28 019 979-19 0010	339.00
Brushed Dark Platinum	28 019 979-99 0010	406.80

28 504 670

**Shower head**

- 180-210 mm projection
- ball-joint pivotable through 30°
- normal flow
- with anti-scale system
- spray head Ø 100 mm
- rosette 60 x 60 mm
- 1/2" connection
- max. flow 7 l/min

		EUR
Chrome	28 504 670-00	583.50
Brushed Platinum	28 504 670-06	926.00
Champagne (22kt Gold)	28 504 670-47	1,167.00
Brushed Champagne (23kt Gold)	28 504 670-46	1,167.00
Dark Chrome	28 504 670-19	875.20
Brushed Dark Platinum	28 504 670-99	1,050.30



Optional miscellaneous

Concealed wall elbow

- min. recess depth 90 mm
- max. recess depth 163 mm

For details and miscellaneous, see page 603.

		EUR
Concealed rough parts	35 085 970 90	116.90



CL. 1

28 508 980



Shower head

- 200 mm projection
- ball-joint pivotable through 30°
- three settings: normal flow, soft flow, massage flow
- with anti-scale system
- spray head Ø 92 mm
- rosette 60 x 60 mm
- 1/2" connection
- max. flow 9 l/min

		EUR
Chrome	28 508 980-00	647.60
Brushed Platinum	28 508 980-06	1,035.90
Champagne (22kt Gold)	28 508 980-47	1,295.20
Brushed Champagne (23kt Gold)	28 508 980-46	1,295.20
Dark Chrome	28 508 980-19	971.40
Brushed Dark Platinum	28 508 980-99	1,165.90

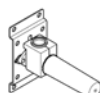


Product alternative

Shower head

- max. flow 6.8 l/min

		EUR
Chrome	28 508 980-00 0010	647.60
Brushed Platinum	28 508 980-06 0010	1,035.90
Champagne (22kt Gold)	28 508 980-47 0010	1,295.20
Brushed Champagne (23kt Gold)	28 508 980-46 0010	1,295.20
Dark Chrome	28 508 980-19 0010	971.40
Brushed Dark Platinum	28 508 980-99 0010	1,165.90



Optional miscellaneous

Concealed wall elbow

- min. recess depth 90 mm
- max. recess depth 163 mm

For details and miscellaneous, see page 603.

		EUR
Concealed rough parts	35 085 970 90	116.90

28 765 980



Rain shower with wall fixing 300 x 240 mm

- 450 mm projection
- rain shower 300 x 240 mm
- rain flow
- max. flow 14 l/min
- rosette 60 x 60 mm
- 1/2" connection
- with anti-scale system
- quick clearing

		EUR
Chrome	28 765 980-00	1,455.00
Brushed Platinum	28 765 980-06	2,327.90
Champagne (22kt Gold)	28 765 980-47	2,910.00
Brushed Champagne (23kt Gold)	28 765 980-46	2,910.00
Dark Chrome	28 765 980-19	2,182.50
Brushed Dark Platinum	28 765 980-99	2,619.00

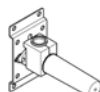


Product alternative

Rain shower with wall fixing 300 x 240 mm

- max. flow 12 l/min

		EUR
Chrome	28 764 980-00	1,455.00
Brushed Platinum	28 764 980-06	2,328.00
Champagne (22kt Gold)	28 764 980-47	2,910.00
Brushed Champagne (23kt Gold)	28 764 980-46	2,910.00
Dark Chrome	28 764 980-19	2,182.50
Brushed Dark Platinum	28 764 980-99	2,619.00



Optional miscellaneous

Concealed wall elbow

- min. recess depth 90 mm
- max. recess depth 163 mm

For details and miscellaneous, see page 603.

		EUR
Concealed rough parts	35 085 970 90	116.90

28 775 980



Rain shower with ceiling fixing 300 x 240 mm

- rain shower 300 x 240 mm
- rain flow
- max. flow 14 l/min
- distance between ceiling and lower edge of the shower 165 mm
- rosette 60 x 60, as required
- 1/2" connection
- with anti-scale system
- quick clearing

		EUR
Chrome	28 775 980-00	1,236.80
Brushed Platinum	28 775 980-06	1,978.90
Champagne (22kt Gold)	28 775 980-47	2,473.60
Brushed Champagne (23kt Gold)	28 775 980-46	2,473.60
Dark Chrome	28 775 980-19	1,855.10
Brushed Dark Platinum	28 775 980-99	2,226.10

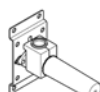


Product alternative

Rain shower with ceiling fixing 300 x 240 mm

- max. flow 12 l/min

		EUR
Chrome	28 774 980-00	1,236.80
Brushed Platinum	28 774 980-06	1,978.90
Champagne (22kt Gold)	28 774 980-47	2,473.60
Brushed Champagne (23kt Gold)	28 774 980-46	2,473.60
Dark Chrome	28 774 980-19	1,855.20
Brushed Dark Platinum	28 774 980-99	2,226.20



Optional miscellaneous

Concealed wall elbow

- min. recess depth 90 mm
- max. recess depth 163 mm

For details and miscellaneous, see page 603.

		EUR
Concealed rough parts	35 085 970 90	116.90



CYO



IMO



Lissé



LULU



Madison



MEM



Meta



Tara.



VAIA



Shower



Concealed articles



Miscellaneous



Kitchen

28 041 980


Rain shower for surface-mounted ceiling installation 300 x 240 mm

- rain shower 300 x 240 mm
- Rain flow, max. flow rate 12 l/min
- Spray flow, max. flow rate 6 l/min
- Distance to ceiling from bottom edge of shower 40 mm
- with anti-scale system



Required miscellaneous

Concealed ceiling installation box with ceiling fixing

- min. recess depth 90 mm
- max. recess depth 115 mm

For details and miscellaneous, see page 602.

		EUR
Chrome	28 041 980-00	710.90
Brushed Platinum	28 041 980-06	1,137.50
Champagne (22kt Gold)	28 041 980-47	1,421.80
Brushed Champagne (23kt Gold)	28 041 980-46	1,421.80
Dark Chrome	28 041 980-19	1,066.40
Brushed Dark Platinum	28 041 980-99	1,279.60

		EUR
	35 041 970 90	473.90

28 042 980


Rain shower for surface-mounted ceiling installation with light 300 x 240 mm

- rain shower 300 x 240 mm
 - Rain flow, max. flow rate 12 l/min
 - Spray flow, max. flow rate 6 l/min
 - Distance to ceiling from bottom edge of shower 40 mm
 - with anti-scale system
 - central LED Spot 3000 K
- includes light bulbs with a Class F energy efficiency



Required miscellaneous

Concealed ceiling installation box for surface-mounted ceiling installation with light

- min. recess depth 90 mm
- max. recess depth 115 mm

For details and miscellaneous, see page 602.

		EUR
Chrome	28 042 980-00	1,068.10
Brushed Platinum	28 042 980-06	1,709.00
Champagne (22kt Gold)	28 042 980-47	2,136.20
Brushed Champagne (23kt Gold)	28 042 980-46	2,136.20
Dark Chrome	28 042 980-19	1,602.20
Brushed Dark Platinum	28 042 980-99	1,922.70

		EUR
	35 042 970 90	712.00

28 043 980


Rain shower for recessed ceiling installation 300 x 240 mm

- rain shower 300 x 240 mm
- Rain flow, max. flow rate 12 l/min
- Spray flow, max. flow rate 6 l/min
- min. recess depth 137,5 mm
- with anti-scale system



Required miscellaneous

Concealed ceiling installation box for recessed ceiling installation

- recess depth 137 mm

For details and miscellaneous, see page 601.

		EUR
Chrome	28 043 980-00	1,425.30
Brushed Platinum	28 043 980-06	2,280.40
Champagne (22kt Gold)	28 043 980-47	2,850.60
Brushed Champagne (23kt Gold)	28 043 980-46	2,850.60
Dark Chrome	28 043 980-19	2,137.90
Brushed Dark Platinum	28 043 980-99	2,565.50

		EUR
	35 043 970 90	950.20

28 044 980


Rain shower for recessed ceiling installation with light 300 x 240 mm

- rain shower 300 x 240 mm
 - Rain flow, max. flow rate 12 l/min
 - Spray flow, max. flow rate 6 l/min
 - min. recess depth 137,5 mm
 - with anti-scale system
 - central RGBW LED spot
 - RGBW LED ambient lighting
- includes light bulbs with a Class G energy efficiency



Required miscellaneous

Concealed ceiling installation box for recessed ceiling installation with light

- recess depth 137 mm

For details and miscellaneous, see page 602.

		EUR
Chrome	28 044 980-00	2,139.70
Brushed Platinum	28 044 980-06	3,423.50
Champagne (22kt Gold)	28 044 980-47	4,279.40
Brushed Champagne (23kt Gold)	28 044 980-46	4,279.40
Dark Chrome	28 044 980-19	3,209.50
Brushed Dark Platinum	28 044 980-99	3,851.40

		EUR
	35 044 970 90	1,426.50



CL. 1

27 802 970



Hand shower set with integrated shower holder

- normal flow
- with anti-scale system
- 3/8" shower outlet
- metal shower hose 1250 mm with integrated anti-twist protection
- rosette 60 x 60 mm
- 1/2" connection
- max. flow 15 l/min

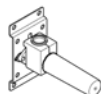
Intrinsic protection against back flow.



Product alternative

Hand shower set with integrated shower holder

- max. flow 6,8 l/min



Optional miscellaneous

Concealed wall elbow

- min. recess depth 90 mm
- max. recess depth 163 mm

For details and miscellaneous, see page 603.

		EUR
Chrome	27 802 970-00	447.00
Brushed Platinum	27 802 970-06	714.40
Champagne (22kt Gold)	27 802 970-47	894.00
Brushed Champagne (23kt Gold)	27 802 970-46	894.00
Dark Chrome	27 802 970-19	670.60
Brushed Dark Platinum	27 802 970-99	804.20

		EUR
Chrome	27 802 970-00 0010	447.00
Brushed Platinum	27 802 970-06 0010	714.40
Champagne (22kt Gold)	27 802 970-47 0010	894.00
Brushed Champagne (23kt Gold)	27 802 970-46 0010	894.00
Dark Chrome	27 802 970-19 0010	670.60
Brushed Dark Platinum	27 802 970-99 0010	804.20

		EUR
Concealed rough parts	35 085 970 90	116.90

27 808 980



Hand shower set with individual rosettes

- normal flow
- with anti-scale system
- 3/8" shower outlet
- rosette for wall elbow 60 x 60 mm
- rosette for shower holder 60 x 60 mm
- metal shower hose 1250 mm with integrated anti-twist protection
- 1/2" wall elbow
- max. flow 15 l/min

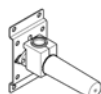
Intrinsic protection against back flow.



Product alternative

Hand shower set with individual rosettes

- max. flow 6,8 l/min



Optional miscellaneous

Concealed wall elbow

- min. recess depth 90 mm
- max. recess depth 163 mm

For details and miscellaneous, see page 603.

		EUR
Chrome	27 808 980-00	674.50
Brushed Platinum	27 808 980-06	1,079.10
Champagne (22kt Gold)	27 808 980-47	1,349.00
Brushed Champagne (23kt Gold)	27 808 980-46	1,349.00
Dark Chrome	27 808 980-19	1,011.70
Brushed Dark Platinum	27 808 980-99	1,213.80

		EUR
Chrome	27 808 980-00 0010	674.50
Brushed Platinum	27 808 980-06 0010	1,079.10
Champagne (22kt Gold)	27 808 980-47 0010	1,349.00
Brushed Champagne (23kt Gold)	27 808 980-46 0010	1,349.00
Dark Chrome	27 808 980-19 0010	1,011.70
Brushed Dark Platinum	27 808 980-99 0010	1,213.80

		EUR
Concealed rough parts	35 085 970 90	116.90



CYO



IMO



Lissé



LULU



Madison



MEM



Meta



Tara.



VAIA



Shower



Concealed articles



Miscellaneous



Kitchen

27 809 980



Hand shower set with individual rosettes with volume control

- with volume control
- normal flow
- with anti-scale system
- 3/8" shower outlet
- rosette for wall elbow 60 x 60 mm
- rosette for shower holder 60 x 60 mm
- metal shower hose 1250 mm with integrated anti-twist protection
- 1/2" wall elbow
- max. flow 15 l/min

Intrinsic protection against back flow.

		EUR
Chrome	27 809 980-00	848.20
Brushed Platinum	27 809 980-06	1,357.20
Champagne (22kt Gold)	27 809 980-47	1,696.40
Brushed Champagne (23kt Gold)	27 809 980-46	1,696.40
Dark Chrome	27 809 980-19	1,272.50
Brushed Dark Platinum	27 809 980-99	1,526.70

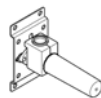


Product alternative

Hand shower set with individual rosettes with volume control

- max. flow 6,8 l/min

		EUR
Chrome	27 809 980-00 0010	848.20
Brushed Platinum	27 809 980-06 0010	1,357.20
Champagne (22kt Gold)	27 809 980-47 0010	1,696.40
Brushed Champagne (23kt Gold)	27 809 980-46 0010	1,696.40
Dark Chrome	27 809 980-19 0010	1,272.50
Brushed Dark Platinum	27 809 980-99 0010	1,526.70



Optional miscellaneous

Concealed wall elbow

- min. recess depth 90 mm
- max. recess depth 163 mm

		EUR
Concealed rough parts	35 085 970 90	116.90

For details and miscellaneous, see page 603.

27 809 985



Hand shower set with individual rosettes with volume control

- with volume control
- normal flow
- with anti-scale system
- 3/8" shower outlet
- rosette for wall elbow 60 x 60 mm
- rosette for shower holder 60 x 60 mm
- metal shower hose 1250 mm with integrated anti-twist protection
- 1/2" wall elbow
- max. flow 15 l/min

Intrinsic protection against back flow.

		EUR
Chrome	27 809 985-00	885.30
Brushed Platinum	27 809 985-06	1,416.60
Champagne (22kt Gold)	27 809 985-47	1,770.60
Brushed Champagne (23kt Gold)	27 809 985-46	1,770.60
Dark Chrome	27 809 985-19	1,328.00
Brushed Dark Platinum	27 809 985-99	1,593.40

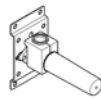


Product alternative

Hand shower set with individual rosettes with volume control

- max. flow 6,8 l/min

		EUR
Chrome	27 809 985-00 0010	885.30
Brushed Platinum	27 809 985-06 0010	1,416.60
Champagne (22kt Gold)	27 809 985-47 0010	1,770.60
Brushed Champagne (23kt Gold)	27 809 985-46 0010	1,770.60
Dark Chrome	27 809 985-19 0010	1,328.00
Brushed Dark Platinum	27 809 985-99 0010	1,593.40



Optional miscellaneous

Concealed wall elbow

- min. recess depth 90 mm
- max. recess depth 163 mm

		EUR
Concealed rough parts	35 085 970 90	116.90

For details and miscellaneous, see page 603.



CL. 1

27 818 980

Hand shower set with cover plate

- normal flow
- with anti-scale system
- 3/8" shower outlet
- cover plate 240 x 60 mm
- metal shower hose 1250 mm with integrated anti-twist protection
- 1/2" wall elbow
- max. flow 15 l/min

Intrinsic protection against back flow.

		EUR
Chrome	27 818 980-00	801.90
Brushed Platinum	27 818 980-06	1,282.70
Champagne (22kt Gold)	27 818 980-47	1,603.80
Brushed Champagne (23kt Gold)	27 818 980-46	1,603.80
Dark Chrome	27 818 980-19	1,202.90
Brushed Dark Platinum	27 818 980-99	1,443.30



Product alternative

Hand shower set with cover plate

- max. flow 6,8 l/min

		EUR
Chrome	27 818 980-00 0010	801.90
Brushed Platinum	27 818 980-06 0010	1,282.70
Champagne (22kt Gold)	27 818 980-47 0010	1,603.80
Brushed Champagne (23kt Gold)	27 818 980-46 0010	1,603.80
Dark Chrome	27 818 980-19 0010	1,202.90
Brushed Dark Platinum	27 818 980-99 0010	1,443.30

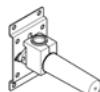
Optional miscellaneous

Concealed wall elbow

- min. recess depth 90 mm
- max. recess depth 163 mm

Concealed rough parts	35 085 970 90	116.90
-----------------------	---------------	--------

For details and miscellaneous, see page 603.



28 528 782

Body spray without volume control

- ball-joint pivotable through 25° (in any direction)
- rain flow
- anti-scale system
- rosette 60 x 60 mm
- 1/2" connection
- max. flow 7 l/min
- spray head Ø 55 mm

		EUR
Chrome	28 528 782-00	360.20
Brushed Platinum	28 528 782-06	576.30
Champagne (22kt Gold)	28 528 782-47	720.40
Brushed Champagne (23kt Gold)	28 528 782-46	720.40
Dark Chrome	28 528 782-19	540.30
Brushed Dark Platinum	28 528 782-99	648.40



Product alternative

Body spray without volume control

- max. flow 5 l/min

		EUR
Chrome	28 518 782-00	360.20
Brushed Platinum	28 518 782-06	576.50
Champagne (22kt Gold)	28 518 782-47	720.40
Brushed Champagne (23kt Gold)	28 518 782-46	720.40
Dark Chrome	28 518 782-19	540.30
Brushed Dark Platinum	28 518 782-99	648.50

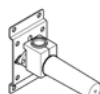
Optional miscellaneous

Concealed wall elbow

- min. recess depth 90 mm
- max. recess depth 163 mm

Concealed rough parts	35 085 970 90	116.90
-----------------------	---------------	--------

For details and miscellaneous, see page 603.



CYO



IMO



Lissé



LULU



Madison



MEM



Meta



Tara.



VAIA



Shower



Concealed articles



Miscellaneous



Kitchen

36 525 979



WATER POINTS Concealed body spray

- rain flow
- with anti-scale system
- cover plate 120 x 120 mm
- max. flow 9 l/min

		EUR
Chrome	36 525 979-00	523.30
Brushed Platinum	36 525 979-06	837.30
Champagne (22kt Gold)	36 525 979-47	1,046.60
Brushed Champagne (23kt Gold)	36 525 979-46	1,046.60
Dark Chrome	36 525 979-19	785.00
Brushed Dark Platinum	36 525 979-99	941.90

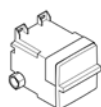


Product alternative

WATER POINTS Concealed body spray

- max. flow 6 l/min

		EUR
Chrome	36 515 979-00	523.30
Brushed Platinum	36 515 979-06	836.90
Champagne (22kt Gold)	36 515 979-47	1,046.60
Brushed Champagne (23kt Gold)	36 515 979-46	1,046.60
Dark Chrome	36 515 979-19	785.10
Brushed Dark Platinum	36 515 979-99	941.90



Required miscellaneous

Concealed wall installation box

- min. recess depth 85 mm
- max. recess depth 110 mm

For details and miscellaneous, see page 597.

		EUR
Concealed rough parts	35 205 970 90	212.30



Required miscellaneous

xGRID Installation track 555 mm

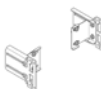
		EUR
Concealed rough parts	12 360 970 90	106.80



Required miscellaneous

WATER POINTS Adapter plate

		EUR
	12 305 970 90	34.30



Optional miscellaneous

xGRID Attachment set for integrating in the dry wall construction

		EUR
Concealed rough parts	12 340 970 90	107.50



CL. 1

36 527 979



WATER BAR Concealed body spray

- rain flow
- with anti-scale system
- cover plate 240 x 60 mm
- 1/2" connection
- max. flow 9 l/min

		EUR
Chrome	36 527 979-00	808.10
Brushed Platinum	36 527 979-06	1,293.00
Champagne (22kt Gold)	36 527 979-47	1,616.20
Brushed Champagne (23kt Gold)	36 527 979-46	1,616.20
Dark Chrome	36 527 979-19	1,212.20
Brushed Dark Platinum	36 527 979-99	1,454.60

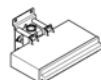


Product alternative

WATER BAR Concealed body spray

- max. flow 6 l/min

		EUR
Chrome	36 517 979-00	808.10
Brushed Platinum	36 517 979-06	1,293.20
Champagne (22kt Gold)	36 517 979-47	1,616.20
Brushed Champagne (23kt Gold)	36 517 979-46	1,616.20
Dark Chrome	36 517 979-19	1,212.20
Brushed Dark Platinum	36 517 979-99	1,454.30



Required miscellaneous

Concealed wall installation box

- min. recess depth 100 mm
- max. recess depth 173 mm

For details and miscellaneous, see page 597.

		EUR
Concealed rough parts	35 206 970 90	287.20



Required miscellaneous

xGRID Installation track 555 mm

		EUR
Concealed rough parts	12 360 970 90	106.80



Optional miscellaneous

xGRID Attachment set for integrating in the dry wall construction

		EUR
Concealed rough parts	12 340 970 90	107.50

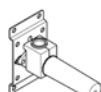
36 514 979



WATER CURVE Concealed body spray

- forceful flat water jet
- horizontal water jet
- water jet adjustable
- cover plate 120 x 60 mm
- 1/2" connection
- max. flow 10 l/min

		EUR
Chrome	36 514 979-00	1,051.60
Brushed Platinum	36 514 979-06	1,682.50
Champagne (22kt Gold)	36 514 979-47	2,103.20
Brushed Champagne (23kt Gold)	36 514 979-46	2,103.20
Dark Chrome	36 514 979-19	1,577.30
Brushed Dark Platinum	36 514 979-99	1,892.90



Optional miscellaneous

Concealed wall elbow

- min. recess depth 90 mm
- max. recess depth 163 mm

For details and miscellaneous, see page 603.

		EUR
Concealed rough parts	35 085 970 90	116.90



CYO



IMO



Lissé



LULU



Madison



MEM



Meta



Tara.



VAIA



Shower



Concealed articles



Miscellaneous



Kitchen

36 513 979



WATER FAN vertical Concealed body spray

- forceful flat water jet
- vertical water jet
- water jet adjustable
- cover plate 240 x 60 mm
- 1/2" connection
- max. flow 10 l/min

		EUR
Chrome	36 513 979-00	784.50
Brushed Platinum	36 513 979-06	1,255.70
Champagne (22kt Gold)	36 513 979-47	1,569.00
Brushed Champagne (23kt Gold)	36 513 979-46	1,569.00
Dark Chrome	36 513 979-19	1,176.80
Brushed Dark Platinum	36 513 979-99	1,412.00



Product alternative

WATER FAN horizontal Concealed body spray

- horizontal water jet
- max. flow 10 l/min

		EUR
Chrome	36 512 979-00	784.50
Brushed Platinum	36 512 979-06	1,255.70
Champagne (22kt Gold)	36 512 979-47	1,569.00
Brushed Champagne (23kt Gold)	36 512 979-46	1,569.00
Dark Chrome	36 512 979-19	1,176.80
Brushed Dark Platinum	36 512 979-99	1,412.00



Required miscellaneous

Concealed wall installation box

- min. recess depth 100 mm
- max. recess depth 173 mm

		EUR
Concealed rough parts	35 206 970 90	287.20

For details and miscellaneous, see page 597.



Required miscellaneous

xGRID Installation track 555 mm

		EUR
Concealed rough parts	12 360 970 90	106.80



Optional miscellaneous

xGRID Attachment set for integrating in the dry wall construction

		EUR
Concealed rough parts	12 340 970 90	107.50

13 415 979



WATER SHEET Cascade spout for wall mounting

- 150 mm projection
- cascade
- cover plate 240 x 60 mm
- 1/2" connection
- plug-link mounting
- max. flow 26.5 l/min at 3 bar flow pressure

		EUR
Chrome	13 415 979-00	1,083.10
Brushed Platinum	13 415 979-06	1,732.90
Champagne (22kt Gold)	13 415 979-47	2,166.20
Brushed Champagne (23kt Gold)	13 415 979-46	2,166.20
Dark Chrome	13 415 979-19	1,624.80
Brushed Dark Platinum	13 415 979-99	1,949.50



Optional miscellaneous


Concealed wall elbow

- min. recess depth 90 mm
- max. recess depth 163 mm

		EUR
Concealed rough parts	35 085 970 90	116.90

For details and miscellaneous, see page 603.

13 420 979



WATER FALL Cascade spout for wall mounting

- 120 mm projection
- cascade
- cover plate 240 x 60 mm
- 1/2" connection
- plug-link mounting
- max. flow 26.5 l/min at 3 bar flow pressure

		EUR
Chrome	13 420 979-00	1,547.40
Brushed Platinum	13 420 979-06	2,476.20
Champagne (22kt Gold)	13 420 979-47	3,094.80
Brushed Champagne (23kt Gold)	13 420 979-46	3,094.80
Dark Chrome	13 420 979-19	2,321.20
Brushed Dark Platinum	13 420 979-99	2,785.40



Optional miscellaneous

Concealed wall elbow

- min. recess depth 90 mm
- max. recess depth 163 mm

		EUR
Concealed rough parts	35 085 970 90	116.90

For details and miscellaneous, see page 603.



CL. 1

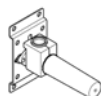
13 425 979



WATER FALL Cascade spout with individual jets for wall mounting

- 22 mm projection
- PEARLSTREAM
- plate 240 mm x 60 mm
- connection 1/2", for shortening
- plug-link mounting
- max. flow 9.5 l/min

		EUR
Chrome	13 425 979-00	1,149.80
Brushed Platinum	13 425 979-06	1,839.70
Champagne (22kt Gold)	13 425 979-47	2,299.60
Brushed Champagne (23kt Gold)	13 425 979-46	2,299.60
Dark Chrome	13 425 979-19	1,724.50
Brushed Dark Platinum	13 425 979-99	2,069.40



Optional miscellaneous

- Concealed wall elbow**
- min. recess depth 90 mm
 - max. recess depth 163 mm

For details and miscellaneous, see page 603.

		EUR
Concealed rough parts	35 085 970 90	116.90



CYO



IMO



Lissé



LULU



Madison



MEM



Meta



Tara.



VAIA



Shower



Concealed articles



Miscellaneous



Kitchen

27 838 979



Affusion pipe with cover plate

- laminar flow
- 3/8" shower outlet
- cover plate 240 x 60 mm
- metal shower hose 1250 mm with integrated anti-twist protection
- 1/2" connection
- plug-link mounting
- max. flow 15 l/min

Intrinsic protection against back flow.



Product alternative

- Affusion pipe with cover plate**
- Max. flow rate 7 l/min

		EUR
Chrome	27 838 979-00	859.50
Brushed Platinum	27 838 979-06	1,375.10
Champagne (22kt Gold)	27 838 979-47	1,719.00
Brushed Champagne (23kt Gold)	27 838 979-46	1,719.00
Dark Chrome	27 838 979-19	1,289.30
Brushed Dark Platinum	27 838 979-99	1,547.00

Optional miscellaneous

- Concealed wall elbow**
- min. recess depth 90 mm
 - max. recess depth 163 mm

For details and miscellaneous, see page 603.

		EUR
Concealed rough parts	35 085 970 90	116.90

27 821 979 +
28 285 979



WATER TUBE Kneipp wall elbow

- laminar flow
- max. flow 15 l/min
- with volume control
- individual rosette 60 x 60 mm
- holder for Kneipp hose
- 1/2" wall elbow
- hose nozzle with sleeve M33
- with holding ring

Intrinsic protection against back flow.

		EUR
Chrome	1 x 27 821 979-00	652.30
	1 x 28 285 979-00	99.80
Total price:		752.10
Brushed Platinum	1 x 27 821 979-06	1,043.70
	1 x 28 285 979-06	159.70
Total price:		1,203.40
Champagne (22kt Gold)	1 x 27 821 979-47	1,304.60
	1 x 28 285 979-47	199.60
Total price:		1,504.20
Brushed Champagne (23kt Gold)	1 x 27 821 979-46	1,304.60
	1 x 28 285 979-46	199.60
Total price:		1,504.20
Dark Chrome	1 x 27 821 979-19	978.50
	1 x 28 285 979-19	149.70
Total price:		1,128.20
Brushed Dark Platinum	1 x 27 821 979-99	1,174.30
	1 x 28 285 979-99	179.60
Total price:		1,353.90



Product alternative

WATER TUBE Kneipp wall elbow with hose holder with individual rosettes

- max. flow 9 l/min

		EUR
Chrome	27 841 979-00	652.30
Brushed Platinum	27 841 979-06	1,043.70
Champagne (22kt Gold)	27 841 979-47	1,304.60
Brushed Champagne (23kt Gold)	27 841 979-46	1,304.60
Dark Chrome	27 841 979-19	652.30
Brushed Dark Platinum	27 841 979-99	1,174.10

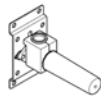


Product alternative

WATER TUBE Kneipp hose black 2000 mm

- hose nozzle with sleeve M33
- with holding ring

		EUR
Chrome	28 286 979-00	99.80
Brushed Platinum	28 286 979-06	159.70
Champagne (22kt Gold)	28 286 979-47	199.60
Brushed Champagne (23kt Gold)	28 286 979-46	199.60
Dark Chrome	28 286 979-19	149.70
Brushed Dark Platinum	28 286 979-99	179.60



Optional miscellaneous

Concealed wall elbow

- min. recess depth 90 mm
- max. recess depth 163 mm

		EUR
Concealed rough parts	35 085 970 90	116.90

For details and miscellaneous, see page 603.



CL. 1

27 822 979 +
28 285 979



WATER TUBE Kneipp wall elbow

- laminar flow
- max. flow 15 l/min
- rosette 60 x 60 mm
- holder for Kneipp hose
- 1/2" wall elbow
- hose nozzle with sleeve M33
- with holding ring

Intrinsic protection against back flow.

		EUR
Chrome	1 x 27 822 979-00	552.30
	1 x 28 285 979-00	99.80
Total price:		652.10
Brushed Platinum	1 x 27 822 979-06	883.70
	1 x 28 285 979-06	159.70
Total price:		1,043.40
Champagne (22kt Gold)	1 x 27 822 979-47	1,104.60
	1 x 28 285 979-47	199.60
Total price:		1,304.20
Brushed Champagne (23kt Gold)	1 x 27 822 979-46	1,104.60
	1 x 28 285 979-46	199.60
Total price:		1,304.20
Dark Chrome	1 x 27 822 979-19	828.40
	1 x 28 285 979-19	149.70
Total price:		978.10
Brushed Dark Platinum	1 x 27 822 979-99	994.20
	1 x 28 285 979-99	179.60
Total price:		1,173.80



Product alternative

WATER TUBE Kneipp wall elbow with individual rosettes with hose holder

- max. flow 9 l/min

		EUR
Chrome	27 842 979-00	552.30
Brushed Platinum	27 842 979-06	883.70
Champagne (22kt Gold)	27 842 979-47	1,104.60
Brushed Champagne (23kt Gold)	27 842 979-46	1,104.60
Dark Chrome	27 842 979-19	552.30
Brushed Dark Platinum	27 842 979-99	994.10

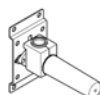


Product alternative

WATER TUBE Kneipp hose black 2000 mm

- hose nozzle with sleeve M33
- with holding ring

		EUR
Chrome	28 286 979-00	99.80
Brushed Platinum	28 286 979-06	159.70
Champagne (22kt Gold)	28 286 979-47	199.60
Brushed Champagne (23kt Gold)	28 286 979-46	199.60
Dark Chrome	28 286 979-19	149.70
Brushed Dark Platinum	28 286 979-99	179.60



Optional miscellaneous

Concealed wall elbow

- min. recess depth 90 mm
- max. recess depth 163 mm

For details and miscellaneous, see page 603.

		EUR
Concealed rough parts	35 085 970 90	116.90

28 490 970

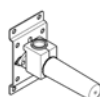


Wall elbow with integrated shower holder

- 3/8" shower outlet
- rosette 60 x 60 mm
- 1/2" connection

Intrinsic protection against back flow.

		EUR
Chrome	28 490 970-00	226.90
Brushed Platinum	28 490 970-06	363.30
Champagne (22kt Gold)	28 490 970-47	453.80
Brushed Champagne (23kt Gold)	28 490 970-46	453.80
Dark Chrome	28 490 970-19	340.50
Brushed Dark Platinum	28 490 970-99	408.00



Optional miscellaneous

Concealed wall elbow

- min. recess depth 90 mm
- max. recess depth 163 mm

For details and miscellaneous, see page 603.

		EUR
Concealed rough parts	35 085 970 90	116.90



CYO



IMO



Lissé



LULU



Madison



MEM



Meta



Tara.



VAIA



Shower



Concealed articles



Miscellaneous



Kitchen



CL.1

28 450 980

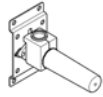


Wall elbow

- 3/8" shower outlet
- rosette 60 x 60 mm
- 1/2" connection

Intrinsic protection against back flow.

		EUR
Chrome	28 450 980-00	157.20
Brushed Platinum	28 450 980-06	251.70
Champagne (22kt Gold)	28 450 980-47	314.40
Brushed Champagne (23kt Gold)	28 450 980-46	314.40
Dark Chrome	28 450 980-19	236.00
Brushed Dark Platinum	28 450 980-99	283.00



Optional miscellaneous

Concealed wall elbow

- min. recess depth 90 mm
- max. recess depth 163 mm

For details and miscellaneous, see page 603.

		EUR
Concealed rough parts	35 085 970 90	116.90

28 050 980



Wall bracket

- rosette 60 x 60 mm

		EUR
Chrome	28 050 980-00	204.10
Brushed Platinum	28 050 980-06	326.90
Champagne (22kt Gold)	28 050 980-47	408.20
Brushed Champagne (23kt Gold)	28 050 980-46	408.20
Dark Chrome	28 050 980-19	306.20
Brushed Dark Platinum	28 050 980-99	367.40

28 060 970



Wall bracket swivel

		EUR
Chrome	28 060 970-00	188.20
Brushed Platinum	28 060 970-06	301.40
Champagne (22kt Gold)	28 060 970-47	376.40
Brushed Champagne (23kt Gold)	28 060 970-46	376.40
Dark Chrome	28 060 970-19	282.40
Brushed Dark Platinum	28 060 970-99	338.90



CL. 1

36 060 670

Concealed single-lever mixer with cover plate

- cover plate 80 x 80 mm



		EUR
Chrome	36 060 670-00	447.10
Brushed Platinum	36 060 670-06	722.00
Champagne (22kt Gold)	36 060 670-47	894.20
Brushed Champagne (23kt Gold)	36 060 670-46	894.20
Dark Chrome	36 060 670-19	670.80
Brushed Dark Platinum	36 060 670-99	804.90



Required miscellaneous

Concealed wall-mounted single-lever mixer

- min. recess depth 80 mm
- max. recess depth 95 mm

For details and miscellaneous, see page 585.

		EUR
Concealed rough parts	35 860 970 90	213.80



CYO



IMO



Lissé



LULU



Madison



MEM



Meta



Tara.



VAIA



Shower



Concealed articles



Miscellaneous



Kitchen

36 050 970

Concealed single-lever mixer with integrated shower connection

- without rosette



Intrinsic protection against back flow.

		EUR
Chrome	36 050 970-00	441.60
Brushed Platinum	36 050 970-06	706.20
Champagne (22kt Gold)	36 050 970-47	883.20
Brushed Champagne (23kt Gold)	36 050 970-46	883.20
Dark Chrome	36 050 970-19	662.40
Brushed Dark Platinum	36 050 970-99	795.30



Required miscellaneous

Concealed wall mounting

- min. recess depth 80 mm
- max. recess depth 105 mm

For details and miscellaneous, see page 584.

		EUR
Concealed rough parts	35 050 970 90	305.40

36 045 970

Concealed single-lever mixer with cover plate with integrated shower connection

- cover plate 80 x 80 mm



Intrinsic protection against back flow.

Article cannot be extended, please check the depth of the installation location!

		EUR
Chrome	36 045 970-00	455.20
Brushed Platinum	36 045 970-06	728.00
Brushed Champagne (23kt Gold)	36 045 970-46	910.40
Champagne (22kt Gold)	36 045 970-47	910.40
Dark Chrome	36 045 970-19	682.90
Brushed Dark Platinum	36 045 970-99	819.80



Required miscellaneous

Concealed wall mounting

- min. recess depth 78 mm
- max. recess depth 103 mm

For details and miscellaneous, see page 583.

		EUR
Concealed rough parts	35 003 970 90	305.40

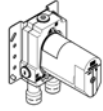
36 120 670



Concealed single-lever mixer with diverter

- automatic diverter
- cover plate 150 x 90 mm

		EUR
Chrome	36 120 670-00	573.60
Brushed Platinum	36 120 670-06	917.70
Champagne (22kt Gold)	36 120 670-47	1,147.20
Brushed Champagne (23kt Gold)	36 120 670-46	1,147.20
Dark Chrome	36 120 670-19	860.30
Brushed Dark Platinum	36 120 670-99	1,032.40



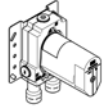
Required miscellaneous

Concealed single-lever mixer

- min. recess depth 80 mm
- max. recess depth 105 mm

For details and miscellaneous, see page 587.

		EUR
Concealed rough parts	35 020 970 90	225.50



Required miscellaneous

Concealed single-lever mixer with backflow preventer

- min. recess depth 80 mm
- max. recess depth 105 mm

For details and miscellaneous, see page 586.

		EUR
Concealed rough parts	35 021 970 90	322.20



Required miscellaneous

xGRID Installation track 555 mm

		EUR
Concealed rough parts	12 360 970 90	106.80



Optional miscellaneous

xGRID Attachment set for integrating in the dry wall construction

		EUR
Concealed rough parts	12 340 970 90	107.50

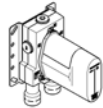
36 425 670



Concealed thermostat with one function volume control

- cover plate 150 x 90 mm
- temperature control handle with safety limit stop at 38 °C
- hot water temperature limiter, can be preset

		EUR
Chrome	36 425 670-00	719.60
Brushed Platinum	36 425 670-06	1,161.80
Champagne (22kt Gold)	36 425 670-47	1,439.20
Brushed Champagne (23kt Gold)	36 425 670-46	1,439.20
Dark Chrome	36 425 670-19	1,079.50
Brushed Dark Platinum	36 425 670-99	1,295.40



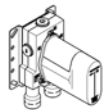
Required miscellaneous

Concealed thermostat

- min. recess depth 80 mm
- max. recess depth 136 mm

For details and miscellaneous, see page 588.

		EUR
Concealed rough parts	35 425 970 90	414.80



Required miscellaneous

Concealed thermostat with built-in isolators

- min. recess depth 80 mm
- max. recess depth 136 mm

For details and miscellaneous, see page 587.

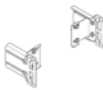
		EUR
Concealed rough parts	35 426 970 90	435.70



Required miscellaneous

xGRID Installation track 555 mm

		EUR
Concealed rough parts	12 360 970 90	106.80



Optional miscellaneous

xGRID Attachment set for integrating in the dry wall construction

		EUR
Concealed rough parts	12 340 970 90	107.50



CL. 1

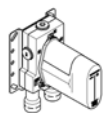
36 426 670



Concealed thermostat with two function volume control

- rotary diverter with volume control and shut-off function
- cover plate 150 x 90 mm
- temperature control handle with safety limit stop at 38 °C
- hot water temperature limiter, can be preset

		EUR
Chrome	36 426 670-00	853.20
Brushed Platinum	36 426 670-06	1,377.80
Champagne (22kt Gold)	36 426 670-47	1,706.40
Brushed Champagne (23kt Gold)	36 426 670-46	1,706.40
Dark Chrome	36 426 670-19	1,279.90
Brushed Dark Platinum	36 426 670-99	1,535.70



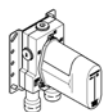
Required miscellaneous

Concealed thermostat

- min. recess depth 80 mm
- max. recess depth 136 mm

For details and miscellaneous, see page 588.

		EUR
Concealed rough parts	35 425 970 90	414.80



Required miscellaneous

Concealed thermostat with built-in isolators

- min. recess depth 80 mm
- max. recess depth 136 mm

For details and miscellaneous, see page 587.

		EUR
Concealed rough parts	35 426 970 90	435.70



Required miscellaneous

xGRID Installation track 555 mm

		EUR
Concealed rough parts	12 360 970 90	106.80



Optional miscellaneous

xGRID Attachment set for integrating in the dry wall construction

		EUR
Concealed rough parts	12 340 970 90	107.50

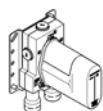
36 427 670



Concealed thermostat with three function volume control

- rotary diverter with volume control and shut-off function
- cover plate 150 x 90 mm
- temperature control handle with safety limit stop at 38 °C
- hot water temperature limiter, can be preset

		EUR
Chrome	36 427 670-00	904.70
Brushed Platinum	36 427 670-06	1,460.60
Champagne (22kt Gold)	36 427 670-47	1,809.40
Brushed Champagne (23kt Gold)	36 427 670-46	1,809.40
Dark Chrome	36 427 670-19	1,357.00
Brushed Dark Platinum	36 427 670-99	1,628.30



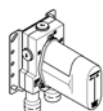
Required miscellaneous

Concealed thermostat

- min. recess depth 80 mm
- max. recess depth 136 mm

For details and miscellaneous, see page 589.

		EUR
Concealed rough parts	35 427 970 90	434.60



Required miscellaneous

Concealed thermostat with built-in isolators

- min. recess depth 80 mm
- max. recess depth 136 mm

For details and miscellaneous, see page 588.

		EUR
Concealed rough parts	35 428 970 90	455.90



Required miscellaneous

xGRID Installation track 555 mm

		EUR
Concealed rough parts	12 360 970 90	106.80



Optional miscellaneous

xGRID Attachment set for integrating in the dry wall construction

		EUR
Concealed rough parts	12 340 970 90	107.50



CYO



IMO



Lissé



LULU



Madison



MEM



Meta



Tara.



VAIA



Shower



Concealed articles



Miscellaneous



Kitchen



CL.1

36 501 780 +
36 607 705

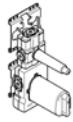


xTOOL Thermostat module with 1 valve

- cover plate 120 x 120 mm
- rosette 60 x 60 mm
- temperature control handle with safety limit stop at 38 °C
- thermostat cartridge
- head part with cut-to-length spindle and sleeve

36 501 985-FF can also be used as an alternative.

		EUR
Chrome	1 x 36 501 780-00	1,229.10
	1 x 36 607 705-00	265.50
	Total price:	1,494.60
Brushed Platinum	1 x 36 501 780-06	1,967.00
	1 x 36 607 705-06	425.00
	Total price:	2,392.00
Champagne (22kt Gold)	1 x 36 501 780-47	2,458.20
	1 x 36 607 705-47	531.00
	Total price:	2,989.20
Brushed Champagne (23kt Gold)	1 x 36 501 780-46	2,458.20
	1 x 36 607 705-46	531.00
	Total price:	2,989.20
Brushed Dark Platinum	1 x 36 501 780-99	2,212.60
	1 x 36 607 705-99	477.90
	Total price:	2,690.50



Required miscellaneous

xTOOL Concealed thermostat module with 1 valve

- min. recess depth 115 mm
- max. recess depth 155 mm

For details and miscellaneous, see page 591.

		EUR
Concealed rough parts	35 511 970 90	674.20



Required miscellaneous

xGRID Installation track 555 mm

		EUR
Concealed rough parts	12 360 970 90	106.80



Optional miscellaneous

xGRID Attachment set for integrating in the dry wall construction

		EUR
Concealed rough parts	12 340 970 90	107.50



CL. 1

36 503 780 +
2x 36 607 705

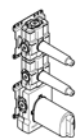


xTOOL Thermostat module with 2 valves

- cover plate 120 x 120 mm
- rosette 60 x 60 mm
- temperature control handle with safety limit stop at 38 °C
- thermostat cartridge
- 2x head part with cut-to-length spindle and sleeve

36 501 985-FF can also be used as an alternative.

		EUR
Chrome	1 x 36 503 780-00	1,229.10
	2 x 36 607 705-00	265.50
	Total price:	1,760.10
Brushed Platinum	1 x 36 503 780-06	1,967.00
	2 x 36 607 705-06	425.00
	Total price:	2,817.00
Champagne (22kt Gold)	1 x 36 503 780-47	2,458.20
	2 x 36 607 705-47	531.00
	Total price:	3,520.20
Brushed Champagne (23kt Gold)	1 x 36 503 780-46	2,458.20
	2 x 36 607 705-46	531.00
	Total price:	3,520.20
Dark Chrome	1 x 36 503 780-19	1,843.80
	2 x 36 607 705-19	398.30
	Total price:	2,640.40
Brushed Dark Platinum	1 x 36 503 780-99	2,212.60
	2 x 36 607 705-99	477.90
	Total price:	3,168.40



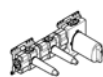
Required miscellaneous

xTOOL Concealed thermostat module with 2 valves

- min. recess depth 115 mm
- max. recess depth 155 mm

For details and miscellaneous, see page 592.

		EUR
Concealed rough parts	35 521 970 90	1,123.80



Required miscellaneous

xTOOL Concealed thermostat module with 2 valves

- min. recess depth 115 mm
- max. recess depth 155 mm

For details and miscellaneous, see page 593.

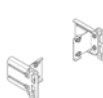
		EUR
Concealed rough parts	35 524 970 90	1,111.50



Required miscellaneous

xGRID Installation track 555 mm

		EUR
Concealed rough parts	12 360 970 90	106.80



Optional miscellaneous

xGRID Attachment set for integrating in the dry wall construction

		EUR
Concealed rough parts	12 340 970 90	107.50



CYO



IMO



Lissé



LULU



Madison



MEM



Meta



Tara.



VAIA



Shower



Concealed articles



Miscellaneous



Kitchen

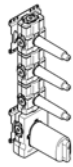
36 503 780 +
3x 36 607 705



xTOOL Thermostat module with 3 valves

- cover plate 120 x 120 mm
- rosette 60 x 60 mm
- temperature control handle with safety limit stop at 38 °C
- thermostat cartridge
- 3x head part with cut-to-length spindle and sleeve

36 503 985-FF can also be used as an alternative.

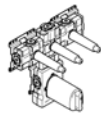


Required miscellaneous

xTOOL Concealed thermostat module with 3 valves

- min. recess depth 115 mm
- max. recess depth 155 mm

For details and miscellaneous, see page 594.



Required miscellaneous

xTOOL Concealed thermostat module with 3 valves

- min. recess depth 115 mm
- max. recess depth 155 mm

For details and miscellaneous, see page 595.



Required miscellaneous

xGRID Installation track 555 mm



Optional miscellaneous

xGRID Attachment set for integrating in the dry wall construction

		EUR
Chrome	1 x 36 503 780-00	1,229.10
	3 x 36 607 705-00	265.50
	Total price:	2,025.60
Brushed Platinum	1 x 36 503 780-06	1,967.00
	3 x 36 607 705-06	425.00
	Total price:	3,242.00
Champagne (22kt Gold)	1 x 36 503 780-47	2,458.20
	3 x 36 607 705-47	531.00
	Total price:	4,051.20
Brushed Champagne (23kt Gold)	1 x 36 503 780-46	2,458.20
	3 x 36 607 705-46	531.00
	Total price:	4,051.20
Dark Chrome	1 x 36 503 780-19	1,843.80
	3 x 36 607 705-19	398.30
	Total price:	3,038.70
Brushed Dark Platinum	1 x 36 503 780-99	2,212.60
	3 x 36 607 705-99	477.90
	Total price:	3,646.30

		EUR
Concealed rough parts	35 531 970 90	1,207.70

		EUR
Concealed rough parts	35 534 970 90	1,308.40

		EUR
Concealed rough parts	12 360 970 90	106.80

		EUR
Concealed rough parts	12 340 970 90	107.50



CL. 1

36 501 780



xTOOL Concealed thermostat without volume control 1/2"

- cover plate 120 x 120 mm
- temperature control handle with safety limit stop at 38 °C
- thermostat cartridge

		EUR
Chrome	36 501 780-00	1,229.10
Brushed Platinum	36 501 780-06	1,967.00
Champagne (22kt Gold)	36 501 780-47	2,458.20
Brushed Champagne (23kt Gold)	36 501 780-46	2,458.20
Dark Chrome	36 501 780-19	1,843.80
Brushed Dark Platinum	36 501 780-99	2,212.60



Product alternative

xTOOL Concealed thermostat without volume control 3/4"

		EUR
Chrome	36 503 780-00	1,229.10
Brushed Platinum	36 503 780-06	1,967.00
Champagne (22kt Gold)	36 503 780-47	2,458.20
Brushed Champagne (23kt Gold)	36 503 780-46	2,458.20
Dark Chrome	36 503 780-19	1,843.80
Brushed Dark Platinum	36 503 780-99	2,212.60



Required miscellaneous

xTOOL Concealed thermostat module without volume control

- min. recess depth 115 mm
- max. recess depth 155 mm

For details and miscellaneous, see page 590.

		EUR
Concealed rough parts	35 503 970 90	823.00



Required miscellaneous

xGRID Installation track 555 mm

		EUR
Concealed rough parts	12 360 970 90	106.80



Optional miscellaneous

xGRID Attachment set for integrating in the dry wall construction

		EUR
Concealed rough parts	12 340 970 90	107.50

36 501 985



xTOOL Concealed thermostat without volume control 1/2"

- cover plate 120 x 120 mm
- temperature control handle with safety limit stop at 38 °C
- thermostat cartridge

		EUR
Chrome	36 501 985-00	1,256.00
Brushed Platinum	36 501 985-06	2,009.70
Champagne (22kt Gold)	36 501 985-47	2,512.00
Brushed Champagne (23kt Gold)	36 501 985-46	2,512.00
Dark Chrome	36 501 985-19	1,884.20
Brushed Dark Platinum	36 501 985-99	2,260.80



Product alternative

xTOOL Concealed thermostat without volume control 3/4"

		EUR
Chrome	36 503 985-00	1,256.00
Brushed Platinum	36 503 985-06	2,009.70
Champagne (22kt Gold)	36 503 985-47	2,512.00
Brushed Champagne (23kt Gold)	36 503 985-46	2,512.00
Dark Chrome	36 503 985-19	1,884.20
Brushed Dark Platinum	36 503 985-99	2,260.80



Required miscellaneous

xTOOL Concealed thermostat module without volume control

- min. recess depth 95 mm
- max. recess depth 160 mm

For details and miscellaneous, see page 590.

		EUR
Concealed rough parts	35 503 970 90	823.00



Required miscellaneous

xGRID Installation track 555 mm

		EUR
Concealed rough parts	12 360 970 90	106.80



Optional miscellaneous

xGRID Attachment set for integrating in the dry wall construction

		EUR
Concealed rough parts	12 340 970 90	107.50



CYO



IMO



Lissé



LULU



Madison



MEM



Meta



Tara.



VAIA



Shower



Concealed articles



Miscellaneous



Kitchen

36 607 741



Wall valve clockwise closing cold 1/2"

- without rosette
- handle Ø 60 mm
- with cold marking
- head part with cut-to-length spindle and sleeve

		EUR
Chrome	36 607 741-00	286.40
Brushed Platinum	36 607 741-06	458.10
Champagne (22kt Gold)	36 607 741-47	572.80
Brushed Champagne (23kt Gold)	36 607 741-46	572.80
Dark Chrome	36 607 741-19	429.60
Brushed Dark Platinum	36 607 741-99	515.60



Product alternative

Wall valve anti-clockwise closing hot 1/2"

- with hot marking

		EUR
Chrome	36 607 742-00	286.40
Brushed Platinum	36 607 742-06	458.10
Champagne (22kt Gold)	36 607 742-47	572.80
Brushed Champagne (23kt Gold)	36 607 742-46	572.80
Dark Chrome	36 607 742-19	429.60
Brushed Dark Platinum	36 607 742-99	515.60



Required miscellaneous

Wall valve 1/2"

- min. recess depth 85 mm
- max. recess depth 145 mm

		EUR
Concealed rough parts	35 607 970 90	86.60

For details and miscellaneous, see page 595.

36 607 706



Wall valve clockwise closing cold 1/2"

- rosette 60 x 60 mm
- with cold marking
- head part with cut-to-length spindle and sleeve

		EUR
Chrome	36 607 706-00	265.50
Brushed Platinum	36 607 706-06	425.00
Champagne (22kt Gold)	36 607 706-47	531.00
Brushed Champagne (23kt Gold)	36 607 706-46	531.00
Dark Chrome	36 607 706-19	398.30
Brushed Dark Platinum	36 607 706-99	477.90



Product alternative

Wall valve anti-clockwise closing hot 1/2"

- with hot marking

		EUR
Chrome	36 607 707-00	265.50
Brushed Platinum	36 607 707-06	425.00
Champagne (22kt Gold)	36 607 707-47	531.00
Brushed Champagne (23kt Gold)	36 607 707-46	531.00
Dark Chrome	36 607 707-19	398.30
Brushed Dark Platinum	36 607 707-99	477.90



Required miscellaneous

Wall valve 1/2"

- min. recess depth 105 mm
- max. recess depth 150 mm

		EUR
Concealed rough parts	35 607 970 90	86.60

For details and miscellaneous, see page 595.

36 617 706



Wall valve clockwise closing cold 1/2"

- with WAVES structure
- rosette 60 x 60 mm
- with cold marking
- head part with cut-to-length spindle and sleeve

		EUR
Chrome	36 617 706-00	309.00
Brushed Platinum	36 617 706-06	494.50
Champagne (22kt Gold)	36 617 706-47	618.00
Brushed Champagne (23kt Gold)	36 617 706-46	618.00
Dark Chrome	36 617 706-19	463.50
Brushed Dark Platinum	36 617 706-99	556.20



Product alternative

Wall valve anti-clockwise closing hot 1/2"

- with hot marking

		EUR
Chrome	36 617 707-00	309.00
Brushed Platinum	36 617 707-06	494.50
Champagne (22kt Gold)	36 617 707-47	618.00
Brushed Champagne (23kt Gold)	36 617 707-46	618.00
Dark Chrome	36 617 707-19	463.50
Brushed Dark Platinum	36 617 707-99	556.20



Required miscellaneous

Wall valve 1/2"

- min. recess depth 105 mm
- max. recess depth 150 mm

		EUR
Concealed rough parts	35 607 970 90	86.60

For details and miscellaneous, see page 595.



CL. 1

36 627 706



Wall valve clockwise closing cold 1/2"
 • with CASCADE structure
 • rosette 60 x 60 mm
 • with cold marking
 • head part with cut-to-length spindle and sleeve

		EUR
Chrome	36 627 706-00	309.00
Brushed Platinum	36 627 706-06	494.50
Champagne (22kt Gold)	36 627 706-47	618.00
Brushed Champagne (23kt Gold)	36 627 706-46	618.00
Dark Chrome	36 627 706-19	463.50
Brushed Dark Platinum	36 627 706-99	556.20



Product alternative
Wall valve anti-clockwise closing hot 1/2"
 • with hot marking

		EUR
Chrome	36 627 707-00	309.00
Brushed Platinum	36 627 707-06	494.50
Champagne (22kt Gold)	36 627 707-47	618.00
Brushed Champagne (23kt Gold)	36 627 707-46	618.00
Dark Chrome	36 627 707-19	463.50
Brushed Dark Platinum	36 627 707-99	556.20



Required miscellaneous
Wall valve 1/2"
 • min. recess depth 105 mm
 • max. recess depth 150 mm
 For details and miscellaneous, see page 595.

		EUR
Concealed rough parts	35 607 970 90	86.60

36 607 716



Wall valve clockwise closing cold 1/2"
 • rosette 60 x 60 mm
 • with cold marking
 • head part with cut-to-length spindle and sleeve

		EUR
Chrome	36 607 716-00	309.00
Brushed Platinum	36 607 716-06	494.50
Champagne (22kt Gold)	36 607 716-47	618.00
Brushed Champagne (23kt Gold)	36 607 716-46	618.00
Dark Chrome	36 607 716-19	463.50
Brushed Dark Platinum	36 607 716-99	556.20



Product alternative
Wall valve anti-clockwise closing hot 1/2"
 • with hot marking

		EUR
Chrome	36 607 717-00	309.00
Brushed Platinum	36 607 717-06	494.50
Champagne (22kt Gold)	36 607 717-47	618.00
Brushed Champagne (23kt Gold)	36 607 717-46	618.00
Dark Chrome	36 607 717-19	463.50
Brushed Dark Platinum	36 607 717-99	556.20



Required miscellaneous
Wall valve 1/2"
 • min. recess depth 105 mm
 • max. recess depth 150 mm
 For details and miscellaneous, see page 595.

		EUR
Concealed rough parts	35 607 970 90	86.60

36 607 705



Wall valve clockwise closing 1/2"
 • rosette 60 x 60 mm
 • without marking
 • head part with cut-to-length spindle and sleeve

		EUR
Chrome	36 607 705-00	265.50
Brushed Platinum	36 607 705-06	425.00
Champagne (22kt Gold)	36 607 705-47	531.00
Brushed Champagne (23kt Gold)	36 607 705-46	531.00
Dark Chrome	36 607 705-19	398.30
Brushed Dark Platinum	36 607 705-99	477.90



Required miscellaneous
Wall valve 1/2"
 • min. recess depth 105 mm
 • max. recess depth 150 mm
 For details and miscellaneous, see page 595.

		EUR
Concealed rough parts	35 607 970 90	86.60



CYO



IMO



Lissé



LULU



Madison



MEM



Meta



Tara.



VAIA



Shower



Concealed articles



Miscellaneous



Kitchen

36 617 705



- Wall valve clockwise closing 1/2"**
- with WAVES structure
 - rosette 60 x 60 mm
 - without marking
 - head part with cut-to-length spindle and sleeve

		EUR
Chrome	36 617 705-00	309.00
Brushed Platinum	36 617 705-06	494.50
Champagne (22kt Gold)	36 617 705-47	618.00
Brushed Champagne (23kt Gold)	36 617 705-46	618.00
Dark Chrome	36 617 705-19	463.50
Brushed Dark Platinum	36 617 705-99	556.20



Required miscellaneous

- Wall valve 1/2"**
- min. recess depth 105 mm
 - max. recess depth 150 mm

For details and miscellaneous, see page 595.

		EUR
Concealed rough parts	35 607 970 90	86.60

36 627 705



- Wall valve clockwise closing 1/2"**
- with CASCADE structure
 - rosette 60 x 60 mm
 - without marking
 - head part with cut-to-length spindle and sleeve

		EUR
Chrome	36 627 705-00	309.00
Brushed Platinum	36 627 705-06	494.50
Champagne (22kt Gold)	36 627 705-47	618.00
Brushed Champagne (23kt Gold)	36 627 705-46	618.00
Dark Chrome	36 627 705-19	463.50
Brushed Dark Platinum	36 627 705-99	556.20



Required miscellaneous

- Wall valve 1/2"**
- min. recess depth 105 mm
 - max. recess depth 150 mm

For details and miscellaneous, see page 595.

		EUR
Concealed rough parts	35 607 970 90	86.60

36 607 715



- Wall valve clockwise closing 1/2"**
- rosette 60 x 60 mm
 - without marking
 - head part with cut-to-length spindle and sleeve

		EUR
Chrome	36 607 715-00	309.00
Brushed Platinum	36 607 715-06	494.50
Champagne (22kt Gold)	36 607 715-47	618.00
Brushed Champagne (23kt Gold)	36 607 715-46	618.00
Dark Chrome	36 607 715-19	463.50
Brushed Dark Platinum	36 607 715-99	556.20



Required miscellaneous

- Wall valve 1/2"**
- min. recess depth 105 mm
 - max. recess depth 150 mm

For details and miscellaneous, see page 595.

		EUR
Concealed rough parts	35 607 970 90	86.60

36 607 740



- Wall valve clockwise closing 1/2"**
- without rosette
 - handle Ø 60 mm
 - without marking
 - head part with cut-to-length spindle and sleeve

		EUR
Chrome	36 607 740-00	274.20
Brushed Platinum	36 607 740-06	438.70
Champagne (22kt Gold)	36 607 740-47	548.40
Brushed Champagne (23kt Gold)	36 607 740-46	548.40
Dark Chrome	36 607 740-19	411.50
Brushed Dark Platinum	36 607 740-99	493.70



Required miscellaneous

- Wall valve 1/2"**
- min. recess depth 85 mm
 - max. recess depth 145 mm

For details and miscellaneous, see page 595.

		EUR
Concealed rough parts	35 607 970 90	86.60



CL. 1

36 608 705



Wall valve clockwise closing 3/4"

- rosette 60 x 60 mm
- without marking
- head part with cut-to-length spindle and sleeve

		EUR
Chrome	36 608 705-00	265.50
Brushed Platinum	36 608 705-06	425.00
Champagne (22kt Gold)	36 608 705-47	531.00
Brushed Champagne (23kt Gold)	36 608 705-46	531.00
Dark Chrome	36 608 705-19	398.30
Brushed Dark Platinum	36 608 705-99	477.90



Required miscellaneous

Wall valve 3/4"

- min. recess depth 105 mm
- max. recess depth 150 mm

For details and miscellaneous, see page 596.

		EUR
Concealed rough parts	35 608 970 90	113.40



CYO



IMO



Lissé



LULU



Madison



MEM



Meta



Tara.



VAIA



Shower



Concealed articles



Miscellaneous



Kitchen

36 618 705



Wall valve clockwise closing 3/4"

- with WAVES structure
- rosette 60 x 60 mm
- without marking
- head part with cut-to-length spindle and sleeve

		EUR
Chrome	36 618 705-00	309.00
Brushed Platinum	36 618 705-06	494.50
Champagne (22kt Gold)	36 618 705-47	618.00
Brushed Champagne (23kt Gold)	36 618 705-46	618.00
Dark Chrome	36 618 705-19	463.50
Brushed Dark Platinum	36 618 705-99	556.20



Required miscellaneous

Wall valve 3/4"

- min. recess depth 105 mm
- max. recess depth 150 mm

For details and miscellaneous, see page 596.

		EUR
Concealed rough parts	35 608 970 90	113.40

36 628 705



Wall valve clockwise closing 3/4"

- with CASCADE structure
- rosette 60 x 60 mm
- without marking
- head part with cut-to-length spindle and sleeve

		EUR
Chrome	36 628 705-00	309.00
Brushed Platinum	36 628 705-06	494.50
Champagne (22kt Gold)	36 628 705-47	618.00
Brushed Champagne (23kt Gold)	36 628 705-46	618.00
Dark Chrome	36 628 705-19	463.50
Brushed Dark Platinum	36 628 705-99	556.20



Required miscellaneous

Wall valve 3/4"

- min. recess depth 105 mm
- max. recess depth 150 mm

For details and miscellaneous, see page 596.

		EUR
Concealed rough parts	35 608 970 90	113.40

36 608 715



Wall valve clockwise closing 3/4"

- rosette 60 x 60 mm
- without marking
- head part with cut-to-length spindle and sleeve

		EUR
Chrome	36 608 715-00	309.00
Brushed Platinum	36 608 715-06	494.50
Champagne (22kt Gold)	36 608 715-47	618.00
Brushed Champagne (23kt Gold)	36 608 715-46	618.00
Dark Chrome	36 608 715-19	463.50
Brushed Dark Platinum	36 608 715-99	556.20



Required miscellaneous

Wall valve 3/4"

- min. recess depth 105 mm
- max. recess depth 150 mm

For details and miscellaneous, see page 596.

		EUR
Concealed rough parts	35 608 970 90	113.40

36 608 740



Wall valve clockwise closing 3/4"

- without rosette
- handle Ø 60 mm
- without marking
- head part with cut-to-length spindle and sleeve

		EUR
Chrome	36 608 740-00	274.20
Brushed Platinum	36 608 740-06	438.70
Champagne (22kt Gold)	36 608 740-47	548.40
Brushed Champagne (23kt Gold)	36 608 740-46	548.40
Dark Chrome	36 608 740-19	411.50
Brushed Dark Platinum	36 608 740-99	493.70



Required miscellaneous

Wall valve 3/4"

- min. recess depth 85 mm
- max. recess depth 145 mm

For details and miscellaneous, see page 596.

		EUR
Concealed rough parts	35 608 970 90	113.40

20 000 705



Deck valve clockwise closing cold

- hole diameter valve 32 mm
- **rosette 60 x 60 mm**
- with cold marking

		EUR
Chrome	20 000 705-00	313.30
Brushed Platinum	20 000 705-06	501.20
Champagne (22kt Gold)	20 000 705-47	626.60
Brushed Champagne (23kt Gold)	20 000 705-46	626.60
Dark Chrome	20 000 705-19	470.00
Brushed Dark Platinum	20 000 705-99	563.90



Product alternative

Deck valve anti-clockwise closing hot

- with hot marking

		EUR
Chrome	20 000 706-00	313.30
Brushed Platinum	20 000 706-06	501.20
Champagne (22kt Gold)	20 000 706-47	626.60
Brushed Champagne (23kt Gold)	20 000 706-46	626.60
Dark Chrome	20 000 706-19	470.00
Brushed Dark Platinum	20 000 706-99	563.90

20 001 705



Deck valve clockwise closing cold

- **with WAVES structure**
- hole diameter 32 mm
- rosette 60 x 60 mm
- with cold marking

		EUR
Chrome	20 001 705-00	380.20
Brushed Platinum	20 001 705-06	608.30
Champagne (22kt Gold)	20 001 705-47	760.40
Brushed Champagne (23kt Gold)	20 001 705-46	760.40
Dark Chrome	20 001 705-19	570.30
Brushed Dark Platinum	20 001 705-99	684.30



Product alternative

Deck valve anti-clockwise closing hot

- with hot marking

		EUR
Chrome	20 001 706-00	380.20
Brushed Platinum	20 001 706-06	608.30
Champagne (22kt Gold)	20 001 706-47	760.40
Brushed Champagne (23kt Gold)	20 001 706-46	760.40
Dark Chrome	20 001 706-19	570.30
Brushed Dark Platinum	20 001 706-99	684.30

20 002 705



Deck valve clockwise closing cold

- **with CASCADE structure**
- hole diameter 32 mm
- rosette 60 x 60 mm
- with cold marking

		EUR
Chrome	20 002 705-00	380.20
Brushed Platinum	20 002 705-06	608.30
Champagne (22kt Gold)	20 002 705-47	760.40
Brushed Champagne (23kt Gold)	20 002 705-46	760.40
Dark Chrome	20 002 705-19	570.30
Brushed Dark Platinum	20 002 705-99	684.30



Product alternative

Deck valve anti-clockwise closing hot

- with hot marking

		EUR
Chrome	20 002 706-00	380.20
Brushed Platinum	20 002 706-06	608.30
Champagne (22kt Gold)	20 002 706-47	760.40
Brushed Champagne (23kt Gold)	20 002 706-46	760.40
Dark Chrome	20 002 706-19	570.30
Brushed Dark Platinum	20 002 706-99	684.30



CL. 1

20 004 705



Deck valve clockwise closing cold

- hole diameter 32 mm
- rosette 60 x 47 mm
- with cold marking

		EUR
Chrome	20 004 705-00	313.30
Brushed Platinum	20 004 705-06	501.20
Champagne (22kt Gold)	20 004 705-47	626.60
Brushed Champagne (23kt Gold)	20 004 705-46	626.60
Dark Chrome	20 004 705-19	470.00
Brushed Dark Platinum	20 004 705-99	563.90



Product alternative

Deck valve anti-clockwise closing hot

- with hot marking

		EUR
Chrome	20 004 706-00	313.30
Brushed Platinum	20 004 706-06	501.20
Champagne (22kt Gold)	20 004 706-47	626.60
Brushed Champagne (23kt Gold)	20 004 706-46	626.60
Dark Chrome	20 004 706-19	470.00
Brushed Dark Platinum	20 004 706-99	563.90



CYO



IMO



Lissé

20 005 705



Deck valve clockwise closing cold

- with WAVES structure
- hole diameter 32 mm
- rosette 60 x 47 mm
- with cold marking

		EUR
Chrome	20 005 705-00	380.20
Brushed Platinum	20 005 705-06	608.30
Champagne (22kt Gold)	20 005 705-47	760.40
Brushed Champagne (23kt Gold)	20 005 705-46	760.40
Dark Chrome	20 005 705-19	570.30
Brushed Dark Platinum	20 005 705-99	684.30



Product alternative

Deck valve anti-clockwise closing hot

- with hot marking

		EUR
Chrome	20 005 706-00	380.20
Brushed Platinum	20 005 706-06	608.30
Champagne (22kt Gold)	20 005 706-47	760.40
Brushed Champagne (23kt Gold)	20 005 706-46	760.40
Dark Chrome	20 005 706-19	570.30
Brushed Dark Platinum	20 005 706-99	684.30



LULU



Madison



MEM

20 006 705



Deck valve clockwise closing cold

- with CASCADE structure
- hole diameter 32 mm
- rosette 60 x 47 mm
- with cold marking

		EUR
Chrome	20 006 705-00	380.20
Brushed Platinum	20 006 705-06	608.30
Champagne (22kt Gold)	20 006 705-47	760.40
Brushed Champagne (23kt Gold)	20 006 705-46	760.40
Dark Chrome	20 006 705-19	570.30
Brushed Dark Platinum	20 006 705-99	684.30



Product alternative

Deck valve anti-clockwise closing hot

- with hot marking

		EUR
Chrome	20 006 706-00	380.20
Brushed Platinum	20 006 706-06	608.30
Champagne (22kt Gold)	20 006 706-47	760.40
Brushed Champagne (23kt Gold)	20 006 706-46	760.40
Dark Chrome	20 006 706-19	570.30
Brushed Dark Platinum	20 006 706-99	684.30



Meta



Tara.



VAIA

20 000 715



Deck valve clockwise closing hot

- hole diameter 32 mm
- rosette 60 x 60 mm
- with hot marking

		EUR
Chrome	20 000 715-00	380.20
Brushed Platinum	20 000 715-06	608.30
Champagne (22kt Gold)	20 000 715-47	760.40
Brushed Champagne (23kt Gold)	20 000 715-46	760.40
Dark Chrome	20 000 715-19	570.30
Brushed Dark Platinum	20 000 715-99	684.30



Product alternative

Deck valve anti-clockwise closing cold

- with hot marking

		EUR
Chrome	20 000 716-00	380.20
Brushed Platinum	20 000 716-06	608.30
Champagne (22kt Gold)	20 000 716-47	760.40
Brushed Champagne (23kt Gold)	20 000 716-46	760.40
Dark Chrome	20 000 716-19	570.30
Brushed Dark Platinum	20 000 716-99	684.30



Shower



Concealed articles



Miscellaneous



Kitchen

20 004 715



Deck valve clockwise closing hot

- hole diameter 32 mm
- rosette 60 x 47 mm
- with hot marking

		EUR
Chrome	20 004 715-00	380.20
Brushed Platinum	20 004 715-06	608.30
Champagne (22kt Gold)	20 004 715-47	760.40
Brushed Champagne (23kt Gold)	20 004 715-46	760.40
Dark Chrome	20 004 715-19	570.30
Brushed Dark Platinum	20 004 715-99	684.30



Product alternative

Deck valve anti-clockwise closing cold

- with hot marking

		EUR
Chrome	20 004 716-00	380.20
Brushed Platinum	20 004 716-06	608.30
Champagne (22kt Gold)	20 004 716-47	760.40
Brushed Champagne (23kt Gold)	20 004 716-46	760.40
Dark Chrome	20 004 716-19	570.30
Brushed Dark Platinum	20 004 716-99	684.30

20 000 740



Deck valve clockwise closing cold

- hole diameter 32 mm
- handle Ø 60 mm
- without rosette
- with cold marking

		EUR
Chrome	20 000 740-00	306.00
Brushed Platinum	20 000 740-06	489.30
Champagne (22kt Gold)	20 000 740-47	612.00
Brushed Champagne (23kt Gold)	20 000 740-46	612.00
Dark Chrome	20 000 740-19	459.00
Brushed Dark Platinum	20 000 740-99	550.60



Product alternative

Deck valve anti-clockwise closing hot

- with hot marking

		EUR
Chrome	20 000 741-00	306.00
Brushed Platinum	20 000 741-06	489.30
Champagne (22kt Gold)	20 000 741-47	612.00
Brushed Champagne (23kt Gold)	20 000 741-46	612.00
Dark Chrome	20 000 741-19	459.00
Brushed Dark Platinum	20 000 741-99	550.60

36 200 705

NEW

Concealed two-way diverter

- rotary diverter
- rosette 60 x 60 mm



		EUR
Chrome	36 200 705-00	619.80
Brushed Platinum	36 200 705-06	991.70
Champagne (22kt Gold)	36 200 705-47	1,239.60
Brushed Champagne (23kt Gold)	36 200 705-46	1,239.60
Dark Chrome	36 200 705-19	929.70
Brushed Dark Platinum	36 200 705-99	1,115.60



Required miscellaneous

Concealed two-way diverter

- min. recess depth 115 mm
- max. recess depth 160 mm

For details and miscellaneous, see page 596.

		EUR
Concealed rough parts	35 202 970 90	281.70

36 201 705

NEW

Concealed two-way diverter

- rotary diverter
- rosette 60 x 60 mm



		EUR
Chrome	36 201 705-00	722.00
Brushed Platinum	36 201 705-06	1,155.20
Champagne (22kt Gold)	36 201 705-47	1,444.00
Brushed Champagne (23kt Gold)	36 201 705-46	1,444.00
Dark Chrome	36 201 705-19	1,083.00
Brushed Dark Platinum	36 201 705-99	1,299.60



Required miscellaneous

Concealed two-way diverter


- min. recess depth 115 mm
- max. recess depth 160 mm

For details and miscellaneous, see page 596.

		EUR
Concealed rough parts	35 202 970 90	281.70




CL. 1

<p>36 202 705 NEW Concealed two-way diverter</p> <ul style="list-style-type: none"> • rotary diverter • rosette 60 x 60 mm 				EUR
	Chrome	36 202 705-00	722.00	
	Brushed Platinum	36 202 705-06	1,155.20	
	Champagne (22kt Gold)	36 202 705-47	1,444.00	
	Brushed Champagne (23kt Gold)	36 202 705-46	1,444.00	
	Dark Chrome	36 202 705-19	1,083.00	




Required miscellaneous			EUR
Concealed two-way diverter	Concealed rough parts	35 202 970 90	281.70
<ul style="list-style-type: none"> • min. recess depth 115 mm • max. recess depth 160 mm For details and miscellaneous, see page 596.			

<p>36 200 740 NEW Concealed two-way diverter</p> <ul style="list-style-type: none"> • rotary diverter • without rosette • handle Ø 60 mm 				EUR
	Chrome	36 200 740-00	325.30	
	Brushed Platinum	36 200 740-06	520.60	
	Champagne (22kt Gold)	36 200 740-47	650.60	
	Brushed Champagne (23kt Gold)	36 200 740-46	650.60	
	Dark Chrome	36 200 740-19	488.10	




Required miscellaneous			EUR
Concealed two-way diverter	Concealed rough parts	35 202 970 90	281.70
<ul style="list-style-type: none"> • min. recess depth 85 mm • max. recess depth 160 mm For details and miscellaneous, see page 596.			

<p>36 210 705 NEW Concealed three-way diverter</p> <ul style="list-style-type: none"> • rotary diverter • rosette 60 x 60 mm 				EUR
	Chrome	36 210 705-00	619.80	
	Brushed Platinum	36 210 705-06	991.70	
	Champagne (22kt Gold)	36 210 705-47	1,239.60	
	Brushed Champagne (23kt Gold)	36 210 705-46	1,239.60	
	Dark Chrome	36 210 705-19	929.70	



Required miscellaneous			EUR
Concealed three-way diverter	Concealed rough parts	35 203 970 90	343.00
<ul style="list-style-type: none"> • min. recess depth 115 mm • max. recess depth 160 mm For details and miscellaneous, see page 596.			

<p>36 211 705 NEW Concealed three-way diverter</p> <ul style="list-style-type: none"> • rotary diverter • rosette 60 x 60 mm 				EUR
	Chrome	36 211 705-00	722.10	
	Brushed Platinum	36 211 705-06	1,155.40	
	Champagne (22kt Gold)	36 211 705-47	1,444.20	
	Brushed Champagne (23kt Gold)	36 211 705-46	1,444.20	
	Dark Chrome	36 211 705-19	1,083.20	



Required miscellaneous			EUR
Concealed three-way diverter	Concealed rough parts	35 203 970 90	343.00
<ul style="list-style-type: none"> • min. recess depth 115 mm • max. recess depth 160 mm For details and miscellaneous, see page 596.			



CYO



IMO



Lissé



LULU



Madison



MEM



Meta



Tara.



VAIA



Shower



Concealed articles



Miscellaneous



Kitchen



CL.1

CL.1

36 212 705	NEW	Concealed three-way diverter • rotary diverter • rosette 60 x 60 mm			EUR
			Chrome	36 212 705-00	722.10
			Brushed Platinum	36 212 705-06	1,155.40
			Champagne (22kt Gold)	36 212 705-47	1,444.20
			Brushed Champagne (23kt Gold)	36 212 705-46	1,444.20
			Dark Chrome	36 212 705-19	1,083.20
			Brushed Dark Platinum	36 212 705-99	1,299.80



Required miscellaneous

Concealed three-way diverter

- min. recess depth 115 mm
- max. recess depth 160 mm

For details and miscellaneous, see page 596.

		EUR
Concealed rough parts	35 203 970 90	343.00

36 210 740	NEW	Concealed three-way diverter • rotary diverter • without rosette • handle Ø 60 mm			EUR
			Chrome	36 210 740-00	325.30
			Brushed Platinum	36 210 740-06	520.60
			Champagne (22kt Gold)	36 210 740-47	650.60
			Brushed Champagne (23kt Gold)	36 210 740-46	650.60
			Dark Chrome	36 210 740-19	488.10
			Brushed Dark Platinum	36 210 740-99	585.60



Required miscellaneous

Concealed three-way diverter

- min. recess depth 85 mm
- max. recess depth 160 mm

For details and miscellaneous, see page 596.

		EUR
Concealed rough parts	35 203 970 90	343.00

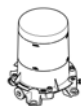


CL. 1

25 863 705

Single-lever bath mixer with stand pipe for free-standing assembly with hand shower set

- 238 mm projection
- rectangular spray pattern with 55 individual jets
- complete hand shower set: normal flow
- bar-type hand shower with anti-scale system
- wall bracket
- automatic bath/shower diverter
- total height 935 - 1005 mm
- stand pipe height 598 - 668 mm
- height up to aerator 852 - 922 mm
- push-on rosette 131 x 131 mm
- metal shower hose 1250 mm with integrated anti-twist protection
- max. spout flow rate 24.6 l/min
- max. flow for complete hand shower set 6.8 l/min



Required miscellaneous

Concealed floor mounting

- min. recess depth 80 mm
- max. recess depth 150 mm

For details and miscellaneous, see page 596.

		EUR
Chrome	25 863 705-00	4,624.80
Brushed Platinum	25 863 705-06	7,399.60
Champagne (22kt Gold)	25 863 705-47	9,249.60
Brushed Champagne (23kt Gold)	25 863 705-46	9,249.60
Dark Chrome	25 863 705-19	6,937.20
Brushed Dark Platinum	25 863 705-99	8,324.50

		EUR
Concealed rough parts	35 945 970 90	799.60

13 612 705 +
27 702 980 +
20 000 705 +
20 000 706 +
29 140 670

Five-hole bath mixer for deck mounting with diverter

- 200 mm projection
- rectangular spray pattern with 55 individual jets
- height of mixer 125 mm
- height up to aerator 108 mm
- 1/2" connection
- complete hand shower set: normal flow
- complete hand shower set with anti-scale system
- hole diameter spout 35 mm
- hole diameter valve 32 mm
- rosette for complete hand shower set 60 x 60 mm
- rosette for deck valve 60 x 60 mm
- metal shower hose 2250 mm with integrated anti-twist protection
- max. flow 24.6 l/min at 3 bar flow pressure
- max. flow for complete hand shower set 6.8 l/min



Intrinsic protection against back flow.

		EUR
Chrome	1 x 13 612 705-00	1,152.50
	1 x 27 702 980-00	543.50
	1 x 20 000 705-00	313.30
	1 x 20 000 706-00	313.30
	1 x 29 140 670-00	830.00
	Total price:	3,152.60
Brushed Platinum	1 x 13 612 705-06	1,843.90
	1 x 27 702 980-06	869.40
	1 x 20 000 705-06	501.20
	1 x 20 000 706-06	501.20
	1 x 29 140 670-06	1,328.00
	Total price:	5,043.70
Champagne (22kt Gold)	1 x 13 612 705-47	2,305.00
	1 x 27 702 980-47	1,087.00
	1 x 20 000 705-47	626.60
	1 x 20 000 706-47	626.60
	1 x 29 140 670-47	1,660.00
	Total price:	6,305.20
Brushed Champagne (23kt Gold)	1 x 13 612 705-46	2,305.00
	1 x 27 702 980-46	1,087.00
	1 x 20 000 705-46	626.60
	1 x 20 000 706-46	626.60
	1 x 29 140 670-46	1,660.00
	Total price:	6,305.20
Dark Chrome	1 x 13 612 705-19	1,728.80
	1 x 27 702 980-19	815.20
	1 x 20 000 705-19	470.00
	1 x 20 000 706-19	470.00
	1 x 29 140 670-19	1,244.90
	Total price:	4,728.90
Brushed Dark Platinum	1 x 13 612 705-99	2,074.50
	1 x 27 702 980-99	978.20
	1 x 20 000 705-99	563.90
	1 x 20 000 706-99	563.90
	1 x 29 140 670-99	1,494.00
	Total price:	5,674.50

Required miscellaneous



Hose set

12 509 970 90	235.00
---------------	--------

13 612 705

Bath spout without diverter for deck mounting

- 200 mm projection
- rectangular spray pattern with 55 individual jets
- height of mixer 125 mm
- height up to aerator 108 mm
- hole diameter 35 mm
- 1/2" connection
- max. flow 24.6 l/min at 3 bar flow pressure



		EUR
Chrome	13 612 705-00	1,152.50
Brushed Platinum	13 612 705-06	1,843.90
Champagne (22kt Gold)	13 612 705-47	2,305.00
Brushed Champagne (23kt Gold)	13 612 705-46	2,305.00
Dark Chrome	13 612 705-19	1,728.80
Brushed Dark Platinum	13 612 705-99	2,074.50



CYO



IMO



Lissé



LULU



Madison



MEM



Meta



Tara.



VAIA



Shower



Concealed articles



Miscellaneous



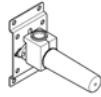
Kitchen

13 801 705



- Bath spout for wall mounting**
- 205 mm projection
 - rectangular spray pattern with 55 individual jets
 - hole diameter 37 mm
 - 1/2" connection
 - plug-link mounting
 - max. flow 24.6 l/min at 3 bar flow pressure

		EUR
Chrome	13 801 705-00	777.10
Brushed Platinum	13 801 705-06	1,243.20
Champagne (22kt Gold)	13 801 705-47	1,554.20
Brushed Champagne (23kt Gold)	13 801 705-46	1,554.20
Dark Chrome	13 801 705-19	1,165.70
Brushed Dark Platinum	13 801 705-99	1,398.70



Optional miscellaneous

- Concealed wall elbow**
- min. recess depth 90 mm
 - max. recess depth 163 mm

For details and miscellaneous, see page 603.

		EUR
Concealed rough parts	35 085 970 90	116.90

27 702 980



Hand shower set for bath rim or tile edge installation

- normal flow
- with anti-scale system
- rosette 60 x 60 mm
- hole diameter 32 mm
- metal shower hose 2250 mm with integrated anti-twist protection
- max. flow 6.8 l/min

Two-piece design allows hose to later be changed without dismantling the fitting.

Intrinsic protection against back flow.

		EUR
Chrome	27 702 980-00	543.50
Brushed Platinum	27 702 980-06	869.40
Champagne (22kt Gold)	27 702 980-47	1,087.00
Brushed Champagne (23kt Gold)	27 702 980-46	1,087.00
Dark Chrome	27 702 980-19	815.20
Brushed Dark Platinum	27 702 980-99	978.20

29 300 670



Single-lever bath mixer for bath rim or tile edge installation

- rosette 60 x 60 mm
- hole diameter 35 mm
- max. flow 35.7 l/min at 3 bar flow pressure

		EUR
Chrome	29 300 670-00	643.40
Brushed Platinum	29 300 670-06	1,029.40
Champagne (22kt Gold)	29 300 670-47	1,286.80
Brushed Champagne (23kt Gold)	29 300 670-46	1,286.80
Dark Chrome	29 300 670-19	965.00
Brushed Dark Platinum	29 300 670-99	1,158.00

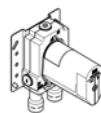
36 120 670



Concealed single-lever mixer with diverter

- automatic diverter
- cover plate 150 x 90 mm

		EUR
Chrome	36 120 670-00	573.60
Brushed Platinum	36 120 670-06	917.70
Champagne (22kt Gold)	36 120 670-47	1,147.20
Brushed Champagne (23kt Gold)	36 120 670-46	1,147.20
Dark Chrome	36 120 670-19	860.30
Brushed Dark Platinum	36 120 670-99	1,032.40

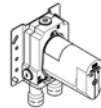


Required miscellaneous

- Concealed single-lever mixer**
- min. recess depth 80 mm
 - max. recess depth 105 mm

For details and miscellaneous, see page 587.

		EUR
Concealed rough parts	35 020 970 90	225.50



Required miscellaneous

- Concealed single-lever mixer with backflow preventor**
- min. recess depth 80 mm
 - max. recess depth 105 mm

For details and miscellaneous, see page 586.

		EUR
Concealed rough parts	35 021 970 90	322.20



Required miscellaneous

- xGRID Installation track 555 mm**

		EUR
Concealed rough parts	12 360 970 90	106.80



Optional miscellaneous

- xGRID Attachment set for integrating in the dry wall construction**

		EUR
Concealed rough parts	12 340 970 90	107.50



CL. 1

36 243 970



Pop-up waste and overflow
 • drain Ø 52 mm
 Also suitable for king-size baths.

		EUR
Chrome	36 243 970-00	210.40
Brushed Platinum	36 243 970-06	336.90
Champagne (22kt Gold)	36 243 970-47	420.80
Brushed Champagne (23kt Gold)	36 243 970-46	420.80
Dark Chrome	36 243 970-19	315.70
Brushed Dark Platinum	36 243 970-99	378.60



Required miscellaneous
Pop-up waste and overflow
 • bowden cable length 725 mm

		EUR
Concealed rough parts	35 227 970 90	170.60



CYO



IMO



Lissé



LULU



Madison



MEM



Meta



Tara.



VAIA



Shower



Concealed articles



Miscellaneous



Kitchen

36 247 970



Bath spout with pop-up waste and overflow
 • drain Ø 52 mm
 • max. flow 27.8 l/min at 3 bar flow pressure
 Also suitable for king-size baths.

In combination with 35 021 970 90 concealed single-lever mixer, is intrinsically safe under DIN EN 1717. Alternatively, ensure protection with vacuum breaker 35 150 970 90.

		EUR
Chrome	36 247 970-00	318.30
Brushed Platinum	36 247 970-06	509.30
Champagne (22kt Gold)	36 247 970-47	636.60
Brushed Champagne (23kt Gold)	36 247 970-46	636.60
Dark Chrome	36 247 970-19	477.50
Brushed Dark Platinum	36 247 970-99	572.80



Required miscellaneous
Bath spout with pop-up waste and overflow
 • bowden cable length 725 mm

		EUR
Concealed rough parts	35 248 970 90	469.80



Required miscellaneous
Vacuum breaker

		EUR
Chrome	36 150 970-00	87.30
Brushed Platinum	36 150 970-06	139.60
Champagne (22kt Gold)	36 150 970-47	174.60
Brushed Champagne (23kt Gold)	36 150 970-46	174.60
Dark Chrome	36 150 970-19	130.90
Brushed Dark Platinum	36 150 970-99	157.00



Required miscellaneous
Vacuum breaker
 • 3/4" connection

		EUR
Concealed rough parts	35 150 970 90	299.60

CL.1

83 020 705



Bath grip

- gauge 200 mm
- width 273 mm
- height 35 mm
- 70 mm projection

		EUR
Chrome	83 020 705-00	401.50
Brushed Platinum	83 020 705-06	642.30
Champagne (22kt Gold)	83 020 705-47	803.00
Brushed Champagne (23kt Gold)	83 020 705-46	803.00
Dark Chrome	83 020 705-19	602.30
Brushed Dark Platinum	83 020 705-99	722.50

83 045 705

Towel bar

- gauge 449 mm
- width 523 mm
- height 35 mm
- 70 mm projection

		EUR
Chrome	83 045 705-00	407.40
Brushed Platinum	83 045 705-06	651.90
Champagne (22kt Gold)	83 045 705-47	814.80
Brushed Champagne (23kt Gold)	83 045 705-46	814.80
Dark Chrome	83 045 705-19	611.10
Brushed Dark Platinum	83 045 705-99	733.20

83 060 705



Towel bar

- gauge 599 mm
- width 673 mm
- height 35 mm
- 70 mm projection

		EUR
Chrome	83 060 705-00	459.10
Brushed Platinum	83 060 705-06	734.60
Champagne (22kt Gold)	83 060 705-47	918.20
Brushed Champagne (23kt Gold)	83 060 705-46	918.20
Dark Chrome	83 060 705-19	688.70
Brushed Dark Platinum	83 060 705-99	826.30

83 211 705



Towel bar 1-piece non-swivel

- 400 mm projection

		EUR
Chrome	83 211 705-00	364.80
Brushed Platinum	83 211 705-06	583.70
Champagne (22kt Gold)	83 211 705-47	729.60
Brushed Champagne (23kt Gold)	83 211 705-46	729.60
Dark Chrome	83 211 705-19	547.20
Brushed Dark Platinum	83 211 705-99	656.70

83 251 220



Hooks

- 55 mm projection

Goes with ELIO, ENO, META SQUARE, SYNC, TARA ULTRA and MEM

		EUR
Chrome	83 251 220-00	42.70
Brushed Platinum	83 251 220-06	68.10
Champagne (22kt Gold)	83 251 220-47	85.40
Brushed Champagne (23kt Gold)	83 251 220-46	85.40
Dark Chrome	83 251 220-19	64.00
Brushed Dark Platinum	83 251 220-99	76.80

83 251 980



Hooks

- width 20 mm
- height 60 mm
- 45 mm projection

		EUR
Chrome	83 251 980-00	117.10
Brushed Platinum	83 251 980-06	187.50
Champagne (22kt Gold)	83 251 980-47	234.20
Brushed Champagne (23kt Gold)	83 251 980-46	234.20
Dark Chrome	83 251 980-19	175.60
Brushed Dark Platinum	83 251 980-99	210.80

83 410 979



Soap dish wall model

- width 120 mm
- height 20 mm
- 145 mm projection

		EUR
Chrome	83 410 979-00	275.40
Brushed Platinum	83 410 979-06	440.60
Champagne (22kt Gold)	83 410 979-47	550.80
Brushed Champagne (23kt Gold)	83 410 979-46	550.80
Dark Chrome	83 410 979-19	413.20
Brushed Dark Platinum	83 410 979-99	495.80



CL. 1

83 435 970



Dispenser wall model

- bottle made of crystal glass, matt
- width 60 mm
- height 200 mm
- 250 ml bottle
- 96 mm projection

		EUR
Chrome	83 435 970-00	435.60
Brushed Platinum	83 435 970-06	696.90
Champagne (22kt Gold)	83 435 970-47	871.20
Brushed Champagne (23kt Gold)	83 435 970-46	871.20
Dark Chrome	83 435 970-19	653.40
Brushed Dark Platinum	83 435 970-99	784.10



CYO



IMO



Lissé



LULU



Madison



MEM



Meta



Tara.



VAIA



Shower



Concealed articles



Miscellaneous



Kitchen

84 435 970



Dispenser free-standing model

- bottle made of crystal glass, matt
- width 60 mm
- height 200 mm
- 250 ml bottle
- 59 mm projection

Goes with ELIO, ENO, META SQUARE, SYNC, TARA, TARA ULTRA and MEM

		EUR
Chrome	84 435 970-00	401.30
Brushed Platinum	84 435 970-06	641.60
Champagne (22kt Gold)	84 435 970-47	802.60
Brushed Champagne (23kt Gold)	84 435 970-46	802.60
Dark Chrome	84 435 970-19	602.10
Brushed Dark Platinum	84 435 970-99	722.40

83 400 979



Tumbler holder wall model

- crystal glass, transparent
- width 60 mm
- height 120 mm
- 110 mm projection

		EUR
Chrome	83 400 979-00	265.50
Brushed Platinum	83 400 979-06	424.80
Champagne (22kt Gold)	83 400 979-47	531.00
Brushed Champagne (23kt Gold)	83 400 979-46	531.00
Dark Chrome	83 400 979-19	398.30
Brushed Dark Platinum	83 400 979-99	477.80



Optional miscellaneous

Crystal tumbler

		EUR
	08 90 00 008 84	57.00

83 401 979



Tumbler holder wall model

- crystal glass brush holder, matte
- width 60 mm
- height 120 mm
- 110 mm projection

		EUR
Chrome	83 401 979-00	265.50
Brushed Platinum	83 401 979-06	424.80
Champagne (22kt Gold)	83 401 979-47	531.00
Brushed Champagne (23kt Gold)	83 401 979-46	531.00
Dark Chrome	83 401 979-19	398.30
Brushed Dark Platinum	83 401 979-99	477.80



Optional miscellaneous

Crystal tumbler

		EUR
	08 90 00 008 82	68.00

83 400 780



Tumbler holder wall model

- crystal glass
- width 75 mm
- height 118 mm
- 85 mm projection

		EUR
Chrome	83 400 780-00	356.30
Brushed Platinum	83 400 780-06	570.20
Champagne (22kt Gold)	83 400 780-47	712.60
Brushed Champagne (23kt Gold)	83 400 780-46	712.60
Dark Chrome	83 400 780-19	534.50
Brushed Dark Platinum	83 400 780-99	641.20



Optional miscellaneous

Crystal tumbler

		EUR
	08 90 00 008 84	57.00

83 281 530

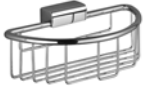


Corner soap basket

- width 150 mm
- height 40 mm
- 165 mm projection

		EUR
Chrome	83 281 530-00	216.20
Brushed Platinum	83 281 530-06	345.70
Champagne (22kt Gold)	83 281 530-47	432.40
Brushed Champagne (23kt Gold)	83 281 530-46	432.40
Dark Chrome	83 281 530-19	324.20
Brushed Dark Platinum	83 281 530-99	388.90

83 290 970

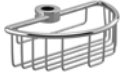


Shower basket for wall mounting

- width 200 mm
- height 70 mm
- 115 mm projection

		EUR
Chrome	83 290 970-00	210.90
Brushed Platinum	83 290 970-06	337.50
Champagne (22kt Gold)	83 290 970-47	421.80
Brushed Champagne (23kt Gold)	83 290 970-46	421.80
Dark Chrome	83 290 970-19	316.40
Brushed Dark Platinum	83 290 970-99	379.70

82 290 970



Shower basket for subsequent mounting on riser

- width 200 mm
- height 62 mm
- 125 mm projection

		EUR
Chrome	82 290 970-00	210.90
Brushed Platinum	82 290 970-06	337.50
Champagne (22kt Gold)	82 290 970-47	421.80
Brushed Champagne (23kt Gold)	82 290 970-46	421.80
Dark Chrome	82 290 970-19	316.40
Brushed Dark Platinum	82 290 970-99	379.70

83 500 705



Tissue holder without cover

- width 200 mm
- height 35 mm
- 70 mm projection

		EUR
Chrome	83 500 705-00	292.80
Brushed Platinum	83 500 705-06	468.40
Champagne (22kt Gold)	83 500 705-47	585.60
Brushed Champagne (23kt Gold)	83 500 705-46	585.60
Dark Chrome	83 500 705-19	439.20
Brushed Dark Platinum	83 500 705-99	527.00

83 900 780



Toilet brush set wall model

- crystal glass brush holder, matte
- brush, matte black
- width 118 mm
- height 415 mm
- 118 mm projection

		EUR
Chrome	83 900 780-00	452.70
Brushed Platinum	83 900 780-06	724.40
Champagne (22kt Gold)	83 900 780-47	905.40
Brushed Champagne (23kt Gold)	83 900 780-46	905.40
Dark Chrome	83 900 780-19	679.00
Brushed Dark Platinum	83 900 780-99	815.00



Optional miscellaneous

Brush matte black

90 18 50 601 00 90

EUR

34.00



Optional miscellaneous

Glass matte

08 90 04 008 82

EUR

81.00



Optional miscellaneous

Brush handle

		EUR
Chrome	90 20 97 507 00-00	87.00
Brushed Platinum	90 20 97 507 00-06	164.00
Dark Chrome	90 20 97 507 00-19	114.00
Brushed Dark Platinum	90 20 97 507 00-99	136.00



CL. 1

83 900 970

Toilet brush set wall model



- crystal glass
- brush, matte black
- width 126 mm
- height 415 mm
- 120 mm projection



Optional miscellaneous

Brush white

08 18 50 600 90

EUR

12.00



Optional miscellaneous

Brush matte black

90 18 50 601 00 90

EUR

34.00



Optional miscellaneous

Brush matte black

08 18 50 601 90

EUR

12.00



Optional miscellaneous

Glass matte

08 90 04 008 82

EUR

81.00



Optional miscellaneous

Brush handle

		EUR
Chrome	90 20 97 507 00-00	87.00
Brushed Platinum	90 20 97 507 00-06	164.00
Dark Chrome	90 20 97 507 00-19	114.00
Brushed Dark Platinum	90 20 97 507 00-99	136.00

12 660 979

Cover plate for the concealed WC cistern made by TeCe



- cover plate 150 x 240 x 15 mm
- flush handle with rotary operation and two-volume technology (full flush/partial flush)

This product is compatible with the following TECE products:

- TECEprofil dry wall construction, article numbers: 9300300, 9300322, 9300301, 9300344, 9300309, 9300303, 9300388, 9300366, 9300100, 9300101
- TECEbox wet wall construction, article numbers: 9370300, 9375300, 9371300

		EUR
Chrome	12 660 979-00	811.30
Brushed Platinum	12 660 979-06	1,298.30
Champagne (22kt Gold)	12 660 979-47	1,622.60
Brushed Champagne (23kt Gold)	12 660 979-46	1,622.60
Dark Chrome	12 660 979-19	1,216.90
Brushed Dark Platinum	12 660 979-99	1,460.40



CYO



IMO



Lissé



LULU



Madison



MEM



Meta



Tara.



VAIA



Shower



Concealed articles



Miscellaneous



Kitchen



CL.1



CYO



IMO



Lissé



LULU



Madison



MEM



Meta



Tara.



VAIA



Shower



Concealed articles



Miscellaneous



Kitchen

CYO

Sieger Design

Basin
from page 059

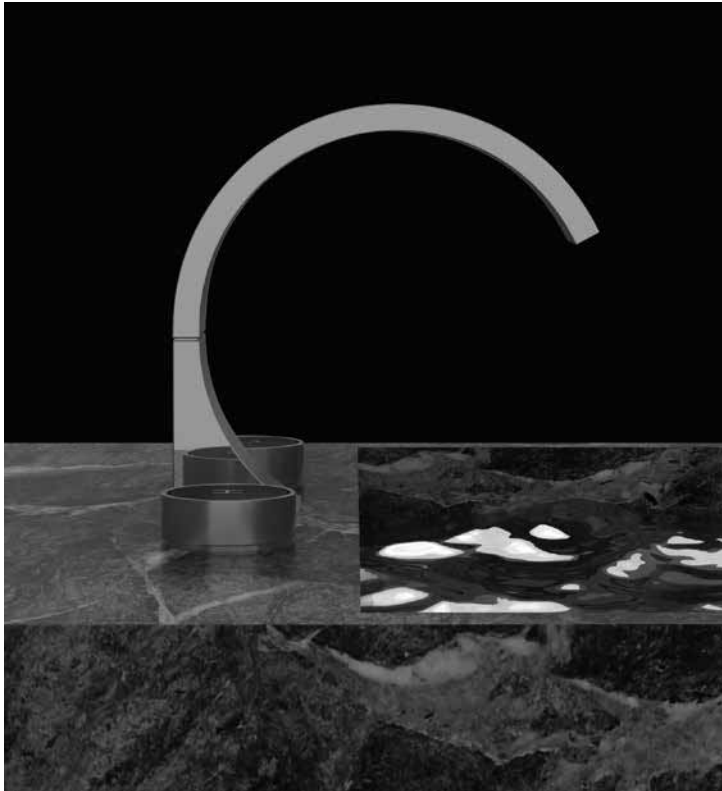
Bidet
from page 073

Shower
from page 074

Thermostats, Mixers,
Diverter and Valves
from page 095

Bath
from page 108

Accessories
from page 112



Detailed product information, documents, dimensional drawings and 3D objects can be found online at www.dornbracht.com.

Choose your individual solution:

Our new control elements give you the opportunity to choose the finish of the handle insert separately from the finish of the fitting:

For details see page 061



Chrome /
Brushed Dark Platinum



Brushed Dark Platinum /
Chrome



Chrome /
Brushed Dark Platinum

You have the option of ordering handle inserts with different labelling:

For details see page 070



Hot & cold handle inserts



H & C handle inserts



Red & blue handle inserts

Rediscover combinations of gloss and matte finishes:

With the Platinum / Brushed Platinum (36) and Durabrass / Brushed Durabrass (38) combinations, the side contours of the spout have gloss finishes and the other surfaces have a matte finish. The combination of different handles and finishes perfectly adapts CYO to your personal design preferences. The recommended finish combinations can be found in the matrix below.

Recommended finish combinations:

Handle insert finish \ Fitting finish	Chrome (00)	Brushed Platinum (06)	Platinum (08)	Durabrass (09)	Brushed Durabrass (28)	Brushed Dark Platinum (99)
Chrome (00)	●	●				●
Brushed Platinum (06)	●	●	●			●
Brushed Durabrass (28)				●	●	●
Platinum / Brushed Platinum (36)		●	●			●
Durabrass / Brushed Durabrass (38)				●	●	●
Brushed Dark Platinum (99)	●	●	●	●	●	●

Standard configurations



Basin fittings overview

Single-lever basin mixers

143 mm projection 177 mm projection



33 500 811
33 521 811* **33 505 811**
33 525 811*

Two-hole basin mixers

133 mm projection 167 mm projection



29 217 811*
+ handle insert **29 218 811***
+ handle insert

Three-hole basin mixers

133 mm projection 167 mm projection



20 710 811
+ handle insert **20 713 811**
+ handle insert

Deck-mounted basin spouts

133 mm projection 167 mm projection



13 715 811* **13 717 811***

Wall-mounted single-lever basin mixers

160 mm projection 190 mm projection



36 860 811 **36 861 811**

Wall-mounted basin mixers

160 mm projection 190 mm projection



36 707 811
+ handle insert **36 712 811**
+ handle insert

Wall-mounted basin spouts

160 mm projection 190 mm projection



13 800 811 **13 805 811**



*without pop-up waste

Overview of bath fittings

Freestanding bath fitting



25 863 811

Bath shower sets



27 632 811

Bath shower set/five-hole mixer



27 523 811
+ handle insert

Bath spout



13 801 811

Hand shower



27 702 980

Single-lever mixers



29 300 670



36 120 670



29 140 670

Diverter

Integrated bath filler



36 247 970

Miscellaneous



36 243 970



CL.1



CYO



IMO



Lissé



LULU



Madison



MEM



Meta



Tara.



VAIA



Shower



Concealed articles



Miscellaneous



Kitchen

33 500 811



Single-lever basin mixer with pop-up waste

- 143 mm projection
- fixed spout
- rectangular, air-enriched flow
- height of mixer 180 mm
- height up to aerator 128 mm
- hole diameter 35 mm
- 2x screw-in M 8 x 1 pressure hose, leak-tested
- max. flow 4.5 l/min
- lead-free

Only suitable for basins with an overflow.

Must not be combined with continuous-flow heaters heaters.

Distance from centre of tap hole to wall min. 55 mm or to front edge of basin min. 40 mm.

		EUR
Chrome	33 500 811-00	1,181.20
Brushed Platinum	33 500 811-06	1,890.10
Brushed Durabronz (23kt Gold)	33 500 811-28	2,362.40
Dark Chrome	33 500 811-19	1,771.80
Brushed Dark Platinum	33 500 811-99	2,126.30



Product alternative

- Single-lever basin mixer without pop-up waste**
- without pop-up waste

		EUR
Chrome	33 521 811-00	1,130.40
Brushed Platinum	33 521 811-06	1,808.80
Brushed Durabronz (23kt Gold)	33 521 811-28	2,260.80
Dark Chrome	33 521 811-19	1,695.60
Brushed Dark Platinum	33 521 811-99	2,034.80

33 505 811



Single-lever basin mixer with pop-up waste

- 177 mm projection
- fixed spout
- rectangular, air-enriched flow
- height of mixer 198 mm
- height up to aerator 133 mm
- hole diameter 35 mm
- 2x screw-in M 8 x 1 pressure hose, leak-tested
- max. flow 4.5 l/min
- lead-free

Only suitable for basins with an overflow.

Must not be combined with continuous-flow heaters heaters.

Distance from centre of tap hole to wall min. 55 mm or to front edge of basin min. 40 mm.

		EUR
Chrome	33 505 811-00	1,237.70
Brushed Platinum	33 505 811-06	1,980.60
Brushed Durabronz (23kt Gold)	33 505 811-28	2,475.40
Dark Chrome	33 505 811-19	1,856.60
Brushed Dark Platinum	33 505 811-99	2,227.90



Product alternative

- Single-lever basin mixer without pop-up waste**
- without pop-up waste

		EUR
Chrome	33 525 811-00	1,186.80
Brushed Platinum	33 525 811-06	1,899.30
Brushed Durabronz (23kt Gold)	33 525 811-28	2,373.60
Dark Chrome	33 525 811-19	1,780.20
Brushed Dark Platinum	33 525 811-99	2,136.30

29 217 811 +
11 188 811



Two-hole basin mixer without pop-up waste

- **133 mm projection**
- fixed spout
- rectangular, air-enriched flow
- height of mixer 180 mm
- height up to aerator 128 mm
- hole diameter spout 35 mm
- hole diameter valve 32 mm
- handle Ø 60 mm
- 2x screw-in M 8 x 1 pressure hose, leak-tested
- 1x screw-in M 10 x 1 pressure hose, leak-tested
- max. flow 4.5 l/min
- **progressive cartridge**
- lead-free
- with hot / cold marking

		EUR
Chrome	1 x 29 217 811-00	1,241.40
	1 x 11 188 811-00	53.90
Total price:		1,295.30
Brushed Platinum	1 x 29 217 811-06	1,986.20
	1 x 11 188 811-06	86.40
Total price:		2,072.60
platinum / platinum matt	1 x 29 217 811-36	1,986.20
	1 x 11 188 811-06	86.40
Total price:		2,072.60
Brushed Durabross (23kt Gold)	1 x 29 217 811-28	2,482.80
	1 x 11 188 811-28	107.80
Total price:		2,590.60
Durabross / Brushed Durabross (23kt Gold)	1 x 29 217 811-38	2,482.80
	1 x 11 188 811-28	107.80
Total price:		2,590.60
Dark Chrome	1 x 29 217 811-19	1,862.10
	1 x 11 188 811-19	80.90
Total price:		1,943.00
Brushed Dark Platinum	1 x 29 217 811-99	2,234.50
	1 x 11 188 811-99	97.20
Total price:		2,331.70



Product alternative

Handle insert red & blue

- with red & blue marking
- for two-hole basin mixer

		EUR
Chrome	11 189 811-00	53.90
Brushed Platinum	11 189 811-06	86.40
Platinum	11 189 811-08	86.40
Brushed Durabross (23kt Gold)	11 189 811-28	107.80
Durabross (23kt Gold)	11 189 811-09	107.80
Dark Chrome	11 189 811-19	80.90
Brushed Dark Platinum	11 189 811-99	97.20

29 218 811 +
11 188 811



Two-hole basin mixer without pop-up waste

- **167 mm projection**
- fixed spout
- rectangular, air-enriched flow
- height of mixer 198 mm
- height up to aerator 133 mm
- hole diameter spout 35 mm
- hole diameter valve 32 mm
- handle Ø 60 mm
- 2x screw-in M 8 x 1 pressure hose, leak-tested
- 1x screw-in M 10 x 1 pressure hose, leak-tested
- max. flow 4.5 l/min
- **progressive cartridge**
- lead-free
- with hot / cold marking

		EUR
Chrome	1 x 29 218 811-00	1,316.50
	1 x 11 188 811-00	53.90
Total price:		1,370.40
Brushed Platinum	1 x 29 218 811-06	2,106.30
	1 x 11 188 811-06	86.40
Total price:		2,192.70
platinum / platinum matt	1 x 29 218 811-36	2,106.30
	1 x 11 188 811-06	86.40
Total price:		2,192.70
Brushed Durabross (23kt Gold)	1 x 29 218 811-28	2,633.00
	1 x 11 188 811-28	107.80
Total price:		2,740.80
Durabross / Brushed Durabross (23kt Gold)	1 x 29 218 811-38	2,633.00
	1 x 11 188 811-28	107.80
Total price:		2,740.80
Dark Chrome	1 x 29 218 811-19	1,974.80
	1 x 11 188 811-19	80.90
Total price:		2,055.70
Brushed Dark Platinum	1 x 29 218 811-99	2,369.70
	1 x 11 188 811-99	97.20
Total price:		2,466.90



Product alternative

Handle insert red & blue

- with red & blue marking
- for two-hole basin mixer

		EUR
Chrome	11 189 811-00	53.90
Brushed Platinum	11 189 811-06	86.40
Platinum	11 189 811-08	86.40
Brushed Durabross (23kt Gold)	11 189 811-28	107.80
Durabross (23kt Gold)	11 189 811-09	107.80
Dark Chrome	11 189 811-19	80.90
Brushed Dark Platinum	11 189 811-99	97.20

20 710 811 +
11 283 811



Three-hole basin mixer with pop-up waste

- 133 mm projection
- fixed spout
- rectangular, air-enriched flow
- height of mixer 180 mm
- height up to aerator 128 mm
- hole diameter spout 35 mm
- deck valve hole diameter 32 mm
- handle Ø 60 mm
- max. flow 4.5 l/min
- lead-free
- with hot / cold marking

Only suitable for basins with an overflow.

		EUR
Chrome	1 x 20 710 811-00	1,429.30
	1 x 11 283 811-00	108.00
Total price:		1,537.30
Brushed Platinum	1 x 20 710 811-06	2,286.90
	1 x 11 283 811-06	172.70
Total price:		2,459.60
platinum / platinum matt	1 x 20 710 811-36	2,286.90
	1 x 11 283 811-06	172.70
Total price:		2,459.60
Brushed Durabross (23kt Gold)	1 x 20 710 811-28	2,858.60
	1 x 11 283 811-28	216.00
Total price:		3,074.60
Durabross / Brushed Durabross (23kt Gold)	1 x 20 710 811-38	2,858.60
	1 x 11 283 811-28	216.00
Total price:		3,074.60
Dark Chrome	1 x 20 710 811-19	2,144.00
	1 x 11 283 811-19	162.00
Total price:		2,306.00
Brushed Dark Platinum	1 x 20 710 811-99	2,572.80
	1 x 11 283 811-99	194.40
Total price:		2,767.20



Product alternative

Handle insert set red & blue

- with red & blue marking
- for three-hole basin mixers

		EUR
Chrome	11 284 811-00	108.00
Brushed Platinum	11 284 811-06	172.70
Platinum	11 284 811-08	172.70
Brushed Durabross (23kt Gold)	11 284 811-28	216.00
Durabross (23kt Gold)	11 284 811-09	216.00
Dark Chrome	11 284 811-19	162.00
Brushed Dark Platinum	11 284 811-99	194.40



Product alternative

Handle insert set H&C

- hot / cold marking with H&C
- for three-hole basin mixers

		EUR
Chrome	11 285 811-00	108.00
Brushed Platinum	11 285 811-06	172.70
Platinum	11 285 811-08	172.70
Brushed Durabross (23kt Gold)	11 285 811-28	216.00
Durabross (23kt Gold)	11 285 811-09	216.00
Dark Chrome	11 285 811-19	162.00
Brushed Dark Platinum	11 285 811-99	194.40



Optional miscellaneous

High pressure hoses

- 2x 1/2" x 3/8" high pressure hose

12 506 970 90	86.40
---------------	-------



CL.1



CYO



IMO



Lissé



LULU



Madison



MEM



Meta



Tara.



VAIA



Shower



Concealed articles



Miscellaneous



Kitchen

20 713 811 +
11 283 811



Three-hole basin mixer with pop-up waste

- 167 mm projection
- fixed spout
- rectangular, air-enriched flow
- height of mixer 198 mm
- height up to aerator 133 mm
- hole diameter spout 35 mm
- deck valve hole diameter 32 mm
- handle Ø 60 mm
- max. flow 4.5 l/min
- lead-free
- with hot / cold marking

Only suitable for basins with an overflow.

		EUR
Chrome	1 x 20 713 811-00	1,504.70
	1 x 11 283 811-00	108.00
Total price:		1,612.70
Brushed Platinum	1 x 20 713 811-06	2,407.30
	1 x 11 283 811-06	172.70
Total price:		2,580.00
platinum / platinum matt	1 x 20 713 811-36	2,407.30
	1 x 11 283 811-06	172.70
Total price:		2,580.00
Brushed Durabross (23kt Gold)	1 x 20 713 811-28	3,009.40
	1 x 11 283 811-28	216.00
Total price:		3,225.40
Durabross / Brushed Durabross (23kt Gold)	1 x 20 713 811-38	3,009.40
	1 x 11 283 811-28	216.00
Total price:		3,225.40
Dark Chrome	1 x 20 713 811-19	2,257.10
	1 x 11 283 811-19	162.00
Total price:		2,419.10
Brushed Dark Platinum	1 x 20 713 811-99	2,708.30
	1 x 11 283 811-99	194.40
Total price:		2,902.70



Product alternative

Handle insert set red & blue

- with red & blue marking
- for three-hole basin mixers

		EUR
Chrome	11 284 811-00	108.00
Brushed Platinum	11 284 811-06	172.70
Platinum	11 284 811-08	172.70
Brushed Durabross (23kt Gold)	11 284 811-28	216.00
Durabross (23kt Gold)	11 284 811-09	216.00
Dark Chrome	11 284 811-19	162.00
Brushed Dark Platinum	11 284 811-99	194.40



Product alternative

Handle insert set H&C

- hot / cold marking with H&C
- for three-hole basin mixers

		EUR
Chrome	11 285 811-00	108.00
Brushed Platinum	11 285 811-06	172.70
Platinum	11 285 811-08	172.70
Brushed Durabross (23kt Gold)	11 285 811-28	216.00
Durabross (23kt Gold)	11 285 811-09	216.00
Dark Chrome	11 285 811-19	162.00
Brushed Dark Platinum	11 285 811-99	194.40



Optional miscellaneous

High pressure hoses

- 2x 1/2" x 3/8" high pressure hose

		EUR
	12 506 970 90	86.40

13 715 811



Deck-mounted basin spout without pop-up waste

- 133 mm projection
- fixed spout
- rectangular, air-enriched flow
- height of mixer 180 mm
- height up to aerator 128 mm
- hole diameter 35 mm
- 2x 1/2" x 1/2" high pressure hose
- max. flow 4.5 l/min
- lead-free

		EUR
Chrome	13 715 811-00	863.60
Brushed Platinum	13 715 811-06	1,381.40
platinum / platinum matt	13 715 811-36	1,381.40
Brushed Durabross (23kt Gold)	13 715 811-28	1,727.20
Durabross / Brushed Durabross (23kt Gold)	13 715 811-38	1,727.20
Dark Chrome	13 715 811-19	1,295.40
Brushed Dark Platinum	13 715 811-99	1,554.30

13 717 811



Deck-mounted basin spout without pop-up waste

- 167 mm projection
- fixed spout
- rectangular, air-enriched flow
- height of mixer 198 mm
- height up to aerator 133 mm
- hole diameter 35 mm
- 2x 1/2" x 1/2" high pressure hose
- max. flow 4.5 l/min
- lead-free

		EUR
Chrome	13 717 811-00	906.70
Brushed Platinum	13 717 811-06	1,450.40
platinum / platinum matt	13 717 811-36	1,450.40
Brushed Durabross (23kt Gold)	13 717 811-28	1,813.40
Durabross / Brushed Durabross (23kt Gold)	13 717 811-38	1,813.40
Dark Chrome	13 717 811-19	1,360.10
Brushed Dark Platinum	13 717 811-99	1,632.10



CL.1



CYO



IMO



Lissé



LULU



Madison



MEM



Meta



Tara.



VAIA



Shower



Concealed articles



Miscellaneous



Kitchen

36 860 811



Wall-mounted single-lever basin mixer without pop-up waste

- 160 mm projection
- fixed spout
- rectangular, air-enriched flow
- hole diameter spout 37 mm
- hole diameter single-lever mixer 57 mm
- rosette for mixer 80 x 80 mm
- max. flow 4.5 l/min
- lead-free

		EUR
Chrome	36 860 811-00	1,047.00
Brushed Platinum	36 860 811-06	1,675.20
Brushed Durabronz (23kt Gold)	36 860 811-28	2,094.00
Dark Chrome	36 860 811-19	1,570.50
Brushed Dark Platinum	36 860 811-99	1,884.60



Required miscellaneous

Concealed wall-mounted single-lever mixer

- min. recess depth 80 mm
- max. recess depth 95 mm

For details and miscellaneous, see page 585.

		EUR
Concealed rough parts	35 860 970 90	213.80

36 861 811



Wall-mounted single-lever basin mixer without pop-up waste

- 190 mm projection
- fixed spout
- rectangular, air-enriched flow
- hole diameter spout 37 mm
- hole diameter single-lever mixer 57 mm
- rosette for mixer 80 x 80 mm
- max. flow 4.5 l/min
- lead-free

		EUR
Chrome	36 861 811-00	1,099.30
Brushed Platinum	36 861 811-06	1,759.00
Brushed Durabronz (23kt Gold)	36 861 811-28	2,198.60
Dark Chrome	36 861 811-19	1,649.00
Brushed Dark Platinum	36 861 811-99	1,978.80



Required miscellaneous

Concealed wall-mounted single-lever mixer

- min. recess depth 80 mm
- max. recess depth 95 mm

For details and miscellaneous, see page 585.

		EUR
Concealed rough parts	35 860 970 90	213.80

36 707 811 +
11 283 811



Wall-mounted basin mixer without pop-up waste

- 160 mm projection
- fixed spout
- rectangular, air-enriched flow
- hole diameter valve 37 mm
- hole diameter spout 37 mm
- handle Ø 60 mm
- max. flow 4.5 l/min
- lead-free
- with hot / cold marking

		EUR
Chrome	1 x 36 707 811-00	1,091.30
	1 x 11 283 811-00	108.00
	Total price:	1,199.30
Brushed Platinum	1 x 36 707 811-06	1,746.10
	1 x 11 283 811-06	172.70
	Total price:	1,918.80
platinum / platinum matt	1 x 36 707 811-36	1,746.10
	1 x 11 283 811-06	172.70
	Total price:	1,918.80
Brushed Durabross (23kt Gold)	1 x 36 707 811-28	2,182.60
	1 x 11 283 811-28	216.00
	Total price:	2,398.60
Durabross / Brushed Durabross (23kt Gold)	1 x 36 707 811-38	2,182.60
	1 x 11 283 811-28	216.00
	Total price:	2,398.60
Dark Chrome	1 x 36 707 811-19	1,637.00
	1 x 11 283 811-19	162.00
	Total price:	1,799.00
Brushed Dark Platinum	1 x 36 707 811-99	1,964.30
	1 x 11 283 811-99	194.40
	Total price:	2,158.70



Product alternative

Handle insert set red & blue

- with red & blue marking
- for three-hole basin mixers

		EUR
Chrome	11 284 811-00	108.00
Brushed Platinum	11 284 811-06	172.70
Platinum	11 284 811-08	172.70
Brushed Durabross (23kt Gold)	11 284 811-28	216.00
Durabross (23kt Gold)	11 284 811-09	216.00
Dark Chrome	11 284 811-19	162.00
Brushed Dark Platinum	11 284 811-99	194.40



Product alternative

Handle insert set H&C

- hot / cold marking with H&C
- for three-hole basin mixers

		EUR
Chrome	11 285 811-00	108.00
Brushed Platinum	11 285 811-06	172.70
Platinum	11 285 811-08	172.70
Brushed Durabross (23kt Gold)	11 285 811-28	216.00
Durabross (23kt Gold)	11 285 811-09	216.00
Dark Chrome	11 285 811-19	162.00
Brushed Dark Platinum	11 285 811-99	194.40



Required miscellaneous

Concealed wall-mounted mixer Centred spout

- min. recess depth 93 mm
- max. recess depth 115 mm

For details and miscellaneous, see page 583.

		EUR
Concealed rough parts	35 700 970 90	184.00



Required miscellaneous

Concealed wall-mounted mixer variable positioning

- min. recess depth 85 mm
- max. recess depth 145 mm

For details and miscellaneous, see page 583.

		EUR
Concealed rough parts	35 720 970 90	146.80

36 712 811 +
11 283 811



Wall-mounted basin mixer without pop-up waste

- 190 mm projection
- fixed spout
- rectangular, air-enriched flow
- hole diameter valve 37 mm
- hole diameter spout 37 mm
- handle Ø 60 mm
- max. flow 4.5 l/min
- lead-free
- with hot / cold marking

		EUR
Chrome	1 x 36 712 811-00	1,148.80
	1 x 11 283 811-00	108.00
Total price:		1,256.80
Brushed Platinum	1 x 36 712 811-06	1,838.20
	1 x 11 283 811-06	172.70
Total price:		2,010.90
platinum / platinum matt	1 x 36 712 811-36	1,838.20
	1 x 11 283 811-06	172.70
Total price:		2,010.90
Brushed Durabross (23kt Gold)	1 x 36 712 811-28	2,297.60
	1 x 11 283 811-28	216.00
Total price:		2,513.60
Durabross / Brushed Durabross (23kt Gold)	1 x 36 712 811-38	2,297.60
	1 x 11 283 811-28	216.00
Total price:		2,513.60
Dark Chrome	1 x 36 712 811-19	1,723.20
	1 x 11 283 811-19	162.00
Total price:		1,885.20
Brushed Dark Platinum	1 x 36 712 811-99	2,067.80
	1 x 11 283 811-99	194.40
Total price:		2,262.20



Product alternative

Handle insert set red & blue

- with red & blue marking
- for three-hole basin mixers

		EUR
Chrome	11 284 811-00	108.00
Brushed Platinum	11 284 811-06	172.70
Platinum	11 284 811-08	172.70
Brushed Durabross (23kt Gold)	11 284 811-28	216.00
Durabross (23kt Gold)	11 284 811-09	216.00
Dark Chrome	11 284 811-19	162.00
Brushed Dark Platinum	11 284 811-99	194.40



Product alternative

Handle insert set H&C

		EUR
Chrome	11 285 811-00	108.00
Brushed Platinum	11 285 811-06	172.70
Platinum	11 285 811-08	172.70
Brushed Durabross (23kt Gold)	11 285 811-28	216.00
Durabross (23kt Gold)	11 285 811-09	216.00
Dark Chrome	11 285 811-19	162.00
Brushed Dark Platinum	11 285 811-99	194.40



Required miscellaneous

Concealed wall-mounted mixer Centred spout

- min. recess depth 93 mm
- max. recess depth 115 mm

For details and miscellaneous, see page 583.

		EUR
Concealed rough parts	35 700 970 90	184.00



Required miscellaneous

Concealed wall-mounted mixer variable positioning

- min. recess depth 85 mm
- max. recess depth 145 mm

For details and miscellaneous, see page 583.

		EUR
Concealed rough parts	35 720 970 90	146.80



CL.1



CYO



IMO



Lissé



LULU



Madison



MEM



Meta



Tara.



VAIA



Shower



Concealed articles



Miscellaneous



Kitchen

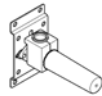
13 800 811



Wall-mounted basin spout without pop-up waste

- 160 mm projection
- fixed spout
- rectangular, air-enriched flow
- hole diameter 37 mm
- 1/2" connection
- max. flow 4.5 l/min
- lead-free

		EUR
Chrome	13 800 811-00	652.40
Brushed Platinum	13 800 811-06	1,044.00
platinum / platinum matt	13 800 811-36	1,044.00
Brushed Durabrass (23kt Gold)	13 800 811-28	1,304.80
Durabrass / Brushed Durabrass (23kt Gold)	13 800 811-38	1,304.80
Dark Chrome	13 800 811-19	978.60
Brushed Dark Platinum	13 800 811-99	1,174.40



Optional miscellaneous

- Concealed wall elbow**
- min. recess depth 90 mm
 - max. recess depth 163 mm

For details and miscellaneous, see page 603.

		EUR
Concealed rough parts	35 085 970 90	116.90

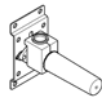
13 805 811



Wall-mounted basin spout without pop-up waste

- 190 mm projection
- fixed spout
- rectangular, air-enriched flow
- hole diameter 37 mm
- 1/2" connection
- max. flow 4.5 l/min
- lead-free

		EUR
Chrome	13 805 811-00	689.70
Brushed Platinum	13 805 811-06	1,103.70
platinum / platinum matt	13 805 811-36	1,103.70
Brushed Durabrass (23kt Gold)	13 805 811-28	1,379.40
Durabrass / Brushed Durabrass (23kt Gold)	13 805 811-38	1,379.40
Dark Chrome	13 805 811-19	1,034.60
Brushed Dark Platinum	13 805 811-99	1,241.50



Optional miscellaneous

- Concealed wall elbow**
- min. recess depth 90 mm
 - max. recess depth 163 mm

For details and miscellaneous, see page 603.

		EUR
Concealed rough parts	35 085 970 90	116.90

13 715 811 +
42 765 970



eSET Touchfree Basin mixer without pop-up waste with temperature setting

- 133 mm projection
- fixed spout
- rectangular, air-enriched flow
- height of mixer 180 mm
- height up to aerator 128 mm
- hole diameter 35 mm
- 2x 1/2" x 1/2" high pressure hose
- 1/2" connection
- max. flow 4.5 l/min
- lead-free
- automatic hygiene flush
- suitable for thermal disinfection
- adjustable follow-up time
- high-frequency sensors with self-calibration
- magnetic valve
- temperature setting via thermostat
- 100-240 V AC / 12 V DC, 50-60 Hz, 18 W power supply unit, incl. country-specific adapter set

Cannot be combined with basins in conducting materials (e.g. steel, river stone).

Cannot be combined with basins that have a closing drain.

		EUR
Chrome	1 x 13 715 811-00	863.60
	1 x 42 765 970 90	654.40
	Total price:	1,518.00



Required miscellaneous

- eSET Touchfree Basin mixer with temperature setting for combining with free-standing fittings**

For details and miscellaneous, see page 598.

		EUR
Concealed rough parts	35 740 970 90	298.60



CL. 1



CYO



IMO



Lissé



LULU



Madison



MEM



Meta



Tara.



VAIA



Shower



Concealed articles



Miscellaneous



Kitchen

13 715 811 +
42 766 970



eSET Touchfree Basin mixer without pop-up waste without temperature setting

- 133 mm projection
- fixed spout
- rectangular, air-enriched flow
- height of mixer 180 mm
- height up to aerator 128 mm
- hole diameter 35 mm
- 2x 1/2" x 1/2" high pressure hose
- 1/2" connection
- max. flow 4.5 l/min
- lead-free
- automatic hygiene flush
- suitable for thermal disinfection
- adjustable follow-up time
- high-frequency sensors with self-calibration
- magnetic valve
- 100-240 V AC / 12 V DC, 50-60 Hz, 18 W power supply unit, incl. country-specific adapter set

Cannot be combined with basins in conducting materials (e.g. steel, river stone).

Cannot be combined with basins that have a closing drain.



Required miscellaneous

eSET Touchfree Basin mixer without temperature setting for combining with free-standing fittings

For details and miscellaneous, see page 598.

		EUR
Chrome	1 x 13 715 811-00	863.60
	1 x 42 766 970 90	545.30
	Total price:	1,408.90

13 717 811 +
42 765 970



eSET Touchfree Basin mixer without pop-up waste with temperature setting

- 167 mm projection
- fixed spout
- rectangular, air-enriched flow
- height of mixer 198 mm
- height up to aerator 133 mm
- hole diameter 35 mm
- 2x 1/2" x 1/2" high pressure hose
- 1/2" connection
- max. flow 4.5 l/min
- lead-free
- automatic hygiene flush
- suitable for thermal disinfection
- adjustable follow-up time
- high-frequency sensors with self-calibration
- magnetic valve
- temperature setting via thermostat
- 100-240 V AC / 12 V DC, 50-60 Hz, 18 W power supply unit, incl. country-specific adapter set

Cannot be combined with basins in conducting materials (e.g. steel, river stone).

Cannot be combined with basins that have a closing drain.



Required miscellaneous

eSET Touchfree Basin mixer with temperature setting for combining with free-standing fittings

For details and miscellaneous, see page 598.

		EUR
Chrome	1 x 13 717 811-00	906.70
	1 x 42 765 970 90	654.40
	Total price:	1,561.10

		EUR
Concealed rough parts	35 740 970 90	298.60

13 717 811 +
42 766 970



eSET Touchfree Basin mixer without pop-up waste without temperature setting

- 167 mm projection
- fixed spout
- rectangular, air-enriched flow
- height of mixer 198 mm
- height up to aerator 133 mm
- 1/2" connection
- hole diameter 35 mm
- 2x 1/2" x 1/2" high pressure hose
- max. flow 4.5 l/min
- lead-free
- automatic hygiene flush
- suitable for thermal disinfection
- adjustable follow-up time
- high-frequency sensors with self-calibration
- magnetic valve
- 100-240 V AC / 12 V DC, 50-60 Hz, 18 W power supply unit, incl. country-specific adapter set

Cannot be combined with basins in conducting materials (e.g. steel, river stone).

Cannot be combined with basins that have a closing drain.

		EUR
Chrome	1 x 13 717 811-00	906.70
	1 x 42 766 970 90	545.30
	Total price:	1,452.00

Required miscellaneous



eSET Touchfree Basin mixer without temperature setting for combining with free-standing fittings

For details and miscellaneous, see page 598.

		EUR
Concealed rough parts	35 742 970 90	271.30

13 800 811 +
42 765 970



eSET Touchfree Basin mixer without pop-up waste with temperature setting

- 160 mm projection
- fixed spout
- rectangular, air-enriched flow
- hole diameter 35 mm
- 1/2" connection
- max. flow 4.5 l/min
- lead-free
- automatic hygiene flush
- suitable for thermal disinfection
- adjustable follow-up time
- high-frequency sensors with self-calibration
- magnetic valve
- temperature setting via thermostat
- 100-240 V AC / 12 V DC, 50-60 Hz, 18 W power supply unit, incl. country-specific adapter set

Cannot be combined with basins in conducting materials (e.g. steel, river stone).

Cannot be combined with basins that have a closing drain.

		EUR
Chrome	1 x 13 800 811-00	652.40
	1 x 42 765 970 90	654.40
	Total price:	1,306.80

Required miscellaneous



eSET Touchfree Basin mixer with temperature setting for combining with wall-mounted fittings

- min. recess depth 90 mm
- max. recess depth 125 mm

For details and miscellaneous, see page 598.

		EUR
Concealed rough parts	35 741 970 90	298.60

Optional miscellaneous



Concealed wall elbow

- min. recess depth 90 mm
- max. recess depth 163 mm

For details and miscellaneous, see page 603.

		EUR
Concealed rough parts	35 085 970 90	116.90



CL.1



CYO



IMO



Lissé



LULU



Madison



MEM



Meta



Tara.



VAIA



Shower



Concealed articles



Miscellaneous



Kitchen

13 800 811 +
42 766 970



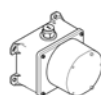
eSET Touchfree Basin mixer without pop-up waste without temperature setting

- 160 mm projection
- fixed spout
- rectangular, air-enriched flow
- hole diameter 35 mm
- 1/2" connection
- max. flow 4.5 l/min
- lead-free
- automatic hygiene flush
- suitable for thermal disinfection
- adjustable follow-up time
- high-frequency sensors with self-calibration
- magnetic valve
- 100-240 V AC / 12 V DC, 50-60 Hz, 18 W power supply unit, incl. country-specific adapter set

Cannot be combined with basins in conducting materials (e.g. steel, river stone).

Cannot be combined with basins that have a closing drain.

		EUR
Chrome	1 x 13 800 811-00	652.40
	1 x 42 766 970 90	545.30
Total price:		1,197.70
Brushed Platinum	1 x 13 800 811-06	1,044.00
	1 x 42 766 970 90	545.30
Total price:		1,589.30
platinum / platinum matt	1 x 13 800 811-36	1,044.00
	1 x 42 766 970 90	545.30
Total price:		1,589.30
Brushed Durabross (23kt Gold)	1 x 13 800 811-28	1,304.80
	1 x 42 766 970 90	545.30
Total price:		1,850.10
Durabross / Brushed Durabross (23kt Gold)	1 x 13 800 811-38	1,304.80
	1 x 42 766 970 90	545.30
Total price:		1,850.10
Brushed Dark Platinum	1 x 13 800 811-99	1,174.40
	1 x 42 766 970 90	545.30
Total price:		1,719.70



Required miscellaneous

eSET Touchfree Basin mixer without temperature setting for combining with wall-mounted fittings

- min. recess depth 90 mm
- max. recess depth 125 mm

For details and miscellaneous, see page 598.

		EUR
Concealed rough parts	35 743 970 90	271.30

13 805 811 +
42 765 970



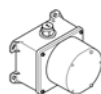
eSET Touchfree Basin mixer without pop-up waste with temperature setting

- 190 mm projection
- fixed spout
- rectangular, air-enriched flow
- hole diameter 35 mm
- 1/2" connection
- max. flow 4.5 l/min
- lead-free
- automatic hygiene flush
- suitable for thermal disinfection
- adjustable follow-up time
- high-frequency sensors with self-calibration
- magnetic valve
- temperature setting via thermostat
- 100-240 V AC / 12 V DC, 50-60 Hz, 18 W power supply unit, incl. country-specific adapter set

Cannot be combined with basins in conducting materials (e.g. steel, river stone).

Cannot be combined with basins that have a closing drain.

		EUR
Chrome	1 x 13 805 811-00	689.70
	1 x 42 765 970 90	654.40
Total price:		1,344.10



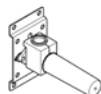
Required miscellaneous

eSET Touchfree Basin mixer with temperature setting for combining with wall-mounted fittings

- min. recess depth 90 mm
- max. recess depth 125 mm

For details and miscellaneous, see page 598.

		EUR
Concealed rough parts	35 741 970 90	298.60



Optional miscellaneous

Concealed wall elbow

- min. recess depth 90 mm
- max. recess depth 163 mm

For details and miscellaneous, see page 603.

		EUR
Concealed rough parts	35 085 970 90	116.90

13 805 811 +
42 766 970



eSET Touchfree Basin mixer without pop-up waste without temperature setting

- 190 mm projection
- fixed spout
- rectangular, air-enriched flow
- hole diameter 35 mm
- 1/2" connection
- max. flow 4.5 l/min
- lead-free
- automatic hygiene flush
- suitable for thermal disinfection
- adjustable follow-up time
- high-frequency sensors with self-calibration
- magnetic valve
- 100-240 V AC / 12 V DC, 50-60 Hz, 18 W power supply unit, incl. country-specific adapter set

Cannot be combined with basins in conducting materials (e.g. steel, river stone).

Cannot be combined with basins that have a closing drain.

		EUR
Chrome	1 x 13 805 811-00	689.70
	1 x 42 766 970 90	545.30
Total price:		1,235.00
Brushed Platinum	1 x 13 805 811-06	1,103.70
	1 x 42 766 970 90	545.30
Total price:		1,649.00
platinum / platinum matt	1 x 13 805 811-36	1,103.70
	1 x 42 766 970 90	545.30
Total price:		1,649.00
Brushed Durabross (23kt Gold)	1 x 13 805 811-28	1,379.40
	1 x 42 766 970 90	545.30
Total price:		1,924.70
Durabross / Brushed Durabross (23kt Gold)	1 x 13 805 811-38	1,379.40
	1 x 42 766 970 90	545.30
Total price:		1,924.70
Brushed Dark Platinum	1 x 13 805 811-99	1,241.50
	1 x 42 766 970 90	545.30
Total price:		1,786.80



Required miscellaneous

eSET Touchfree Basin mixer without temperature setting for combining with wall-mounted fittings

- min. recess depth 90 mm
- max. recess depth 125 mm

For details and miscellaneous, see page 598.

		EUR
Concealed rough parts	35 743 970 90	271.30

Accessories

10 060 780



Siphon for basin 1 1/4"

- rosette 78 x 78 mm

		EUR
Chrome	10 060 780-00	368.70
Platinum	10 060 780-08	590.00
Brushed Platinum	10 060 780-06	590.00
Brushed Durabross (23kt Gold)	10 060 780-28	737.40
Dark Chrome	10 060 780-19	553.10
Brushed Dark Platinum	10 060 780-99	663.70

22 901 782



Angle valve

- rosette 60 x 60 mm
- hose covering 200 mm, for shortening
- 1/2" connection

		EUR
Chrome	22 901 782-00	204.70
Brushed Platinum	22 901 782-06	327.60
Brushed Durabross (23kt Gold)	22 901 782-28	409.40
Dark Chrome	22 901 782-19	307.20
Brushed Dark Platinum	22 901 782-99	368.60

11 188 811




Handle insert hot & cold


- with hot / cold marking
- for two-hole basin mixer


		EUR
Chrome	11 188 811-00	53.90
Platinum	11 188 811-08	86.40
Brushed Platinum	11 188 811-06	86.40
Durabross (23kt Gold)	11 188 811-09	107.80
Brushed Durabross (23kt Gold)	11 188 811-28	107.80
Dark Chrome	11 188 811-19	80.90
Brushed Dark Platinum	11 188 811-99	97.20


11 189 811 	Handle insert red & blue • with red & blue marking • for two-hole basin mixer	EUR		
		Chrome	11 189 811-00	53.90
		Platinum	11 189 811-08	86.40
		Brushed Platinum	11 189 811-06	86.40
		Durabronz (23kt Gold)	11 189 811-09	107.80
		Brushed Durabronz (23kt Gold)	11 189 811-28	107.80
		Dark Chrome	11 189 811-19	80.90
Brushed Dark Platinum	11 189 811-99	97.20		

11 183 811 	Handle insert hot • with hot marking	EUR		
		Chrome	11 183 811-00	53.90
		Platinum	11 183 811-08	86.40
		Brushed Platinum	11 183 811-06	86.40
		Durabronz (23kt Gold)	11 183 811-09	107.80
		Brushed Durabronz (23kt Gold)	11 183 811-28	107.80
		Dark Chrome	11 183 811-19	80.90
Brushed Dark Platinum	11 183 811-99	97.20		

11 182 811 	Handle insert red • with red marking	EUR		
		Chrome	11 182 811-00	53.90
		Platinum	11 182 811-08	86.40
		Brushed Platinum	11 182 811-06	86.40
		Durabronz (23kt Gold)	11 182 811-09	107.80
		Brushed Durabronz (23kt Gold)	11 182 811-28	107.80
		Dark Chrome	11 182 811-19	80.90
Brushed Dark Platinum	11 182 811-99	97.20		

11 185 811 	Handle insert H • with H for hot marking	EUR		
		Chrome	11 185 811-00	53.90
		Platinum	11 185 811-08	86.40
		Brushed Platinum	11 185 811-06	86.40
		Durabronz (23kt Gold)	11 185 811-09	107.80
		Brushed Durabronz (23kt Gold)	11 185 811-28	107.80
		Dark Chrome	11 185 811-19	80.90
Brushed Dark Platinum	11 185 811-99	97.20		

11 283 811 	Handle insert set hot & cold • with hot / cold marking • for three-hole basin mixers and five-hole bath mixers	EUR		
		Chrome	11 283 811-00	108.00
		Platinum	11 283 811-08	172.70
		Brushed Platinum	11 283 811-06	172.70
		Durabronz (23kt Gold)	11 283 811-09	216.00
		Brushed Durabronz (23kt Gold)	11 283 811-28	216.00
		Dark Chrome	11 283 811-19	162.00
Brushed Dark Platinum	11 283 811-99	194.40		

11 284 811 	Handle insert set red & blue • with red & blue marking • for three-hole basin mixers and five-hole bath mixers	EUR		
		Chrome	11 284 811-00	108.00
		Platinum	11 284 811-08	172.70
		Brushed Platinum	11 284 811-06	172.70
		Durabronz (23kt Gold)	11 284 811-09	216.00
		Brushed Durabronz (23kt Gold)	11 284 811-28	216.00
		Dark Chrome	11 284 811-19	162.00
Brushed Dark Platinum	11 284 811-99	194.40		



CL.1



CYO



IMO



Lissé



LULU



Madison



MEM



Meta



Tara.



VAIA



Shower



Concealed articles



Miscellaneous



Kitchen

11 285 811



Handle insert set H&C

- hot / cold marking with H&C
- for three-hole basin mixers and five-hole bath mixers

		EUR
Chrome	11 285 811-00	108.00
Platinum	11 285 811-08	172.70
Brushed Platinum	11 285 811-06	172.70
Durabronz (23kt Gold)	11 285 811-09	216.00
Brushed Durabronz (23kt Gold)	11 285 811-28	216.00
Dark Chrome	11 285 811-19	162.00
Brushed Dark Platinum	11 285 811-99	194.40

33 600 782



Single-lever bidet mixer with pop-up waste

- 110 mm projection
- ball-joint pivotable through 44°
- rectangular, air-enriched flow
- height of mixer 180 mm
- height up to aerator 140 mm
- hole diameter 35 mm
- 2x screw-in M 10 x 1 pressure hose, leak-tested
- max. flow 6 l/min

		EUR
Chrome	33 600 782-00	1,462.30
Brushed Platinum	33 600 782-06	2,339.60
Brushed Durabronz (23kt Gold)	33 600 782-28	2,924.60
Dark Chrome	33 600 782-19	2,193.50
Brushed Dark Platinum	33 600 782-99	2,632.10



CL.1



CYO



IMO



Lissé



LULU



Madison



MEM



Meta



Tara.



VAIA



Shower



Concealed articles



Miscellaneous



Kitchen

36 002 970 +
28 017 979



Concealed single-lever mixer with integrated shower connection with hand shower set

- metal shower hose 1750 mm with integrated anti-twist protection
- hand shower: normal flow
- spray head Ø 130 mm
- max. hand shower flow 15 l/min

Intrinsic protection against back flow.

		EUR
Chrome	1 x 36 002 970-00	715.80
	1 x 28 017 979-00	173.10
Total price:		888.90
Brushed Platinum	1 x 36 002 970-06	1,145.30
	1 x 28 017 979-06	277.10
Total price:		1,422.40
Brushed Durabronz (23kt Gold)	1 x 36 002 970-28	1,431.60
	1 x 28 017 979-28	346.20
Total price:		1,777.80
Dark Chrome	1 x 36 002 970-19	1,073.80
	1 x 28 017 979-19	259.70
Total price:		1,333.50
Brushed Dark Platinum	1 x 36 002 970-99	1,288.40
	1 x 28 017 979-99	311.60
Total price:		1,600.00



Product alternative

Hand shower

- three settings: normal flow, soft flow, massage flow
 - spray head Ø 100 mm
 - max. flow 15 l/min
- Hand shower see page 557.

For details and miscellaneous, see page 558.

		EUR
Chrome	28 018 979-00	129.20
Brushed Platinum	28 018 979-06	206.70
Brushed Durabronz (23kt Gold)	28 018 979-28	258.40
Dark Chrome	28 018 979-19	193.80
Brushed Dark Platinum	28 018 979-99	232.50



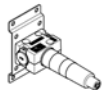
Product alternative

Hand shower

- four settings: normal flow, soft flow, massage flow, cascade
 - spray head Ø 120 mm
 - max. flow 15 l/min
- Hand shower see page 557.

For details and miscellaneous, see page 559.

		EUR
Chrome	28 012 979-00	224.70
Brushed Platinum	28 012 979-06	359.50
Brushed Durabronz (23kt Gold)	28 012 979-28	449.40
Dark Chrome	28 012 979-19	337.10
Brushed Dark Platinum	28 012 979-99	404.50



Required miscellaneous


Concealed wall mounting

- min. recess depth 80 mm
- max. recess depth 105 mm

For details and miscellaneous, see page 584.

		EUR
Concealed rough parts	35 050 970 90	305.40

36 013 970 +
28 012 979



Concealed single-lever mixer with integrated shower connection with shower set

- cover plate 80 x 80 mm
- metal shower hose 1750 mm with integrated anti-twist protection
- slide bar
- Pipe diameter 18 mm
- four settings: normal flow, soft flow, massage flow, cascade
- spray head Ø 120 mm
- max. hand shower flow 15 l/min

Intrinsic protection against back flow.



Product alternative

Hand shower

- three settings: normal flow, soft flow, massage flow
- spray head Ø 100 mm
- max. flow 15 l/min

Hand shower see page 557.

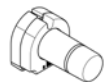
For details and miscellaneous, see page 558.



Product alternative

Hand shower

- normal flow
- spray head Ø 130 mm
- max. flow 6.8 l/min



Required miscellaneous

Concealed wall mounting

- min. recess depth 78 mm
- max. recess depth 103 mm

For details and miscellaneous, see page 583.

		EUR
Chrome	1 x 36 013 970-00	885.80
	1 x 28 012 979-00	224.70
Total price:		1,110.50
Brushed Platinum	1 x 36 013 970-06	1,429.30
	1 x 28 012 979-06	359.50
Total price:		1,788.80
Brushed Durabronz (23kt Gold)	1 x 36 013 970-28	1,771.60
	1 x 28 012 979-28	449.40
Total price:		2,221.00
Dark Chrome	1 x 36 013 970-19	1,328.60
	1 x 28 012 979-19	337.10
Total price:		1,665.70
Brushed Dark Platinum	1 x 36 013 970-99	1,593.60
	1 x 28 012 979-99	404.50
Total price:		1,998.10

		EUR
Chrome	28 018 979-00	129.20
	28 018 979-06	206.70
Brushed Durabronz (23kt Gold)	28 018 979-28	258.40
Dark Chrome	28 018 979-19	193.80
Brushed Dark Platinum	28 018 979-99	232.50

		EUR
Chrome	28 017 979-00 0010	173.10
	28 017 979-06 0010	276.80
Brushed Durabronz (23kt Gold)	28 017 979-28 0010	346.20
Dark Chrome	28 017 979-19 0010	259.70
Brushed Dark Platinum	28 017 979-99 0010	311.40

		EUR
Concealed rough parts	35 003 970 90	305.40



CL.1



CYO



IMO



Lissé



LULU



Madison



MEM



Meta



Tara.



VAIA



Shower



Concealed articles



Miscellaneous



Kitchen

36 110 970 +
28 017 979



Concealed single-lever mixer with integrated shower connection with shower set

- metal shower hose 1750 mm with integrated anti-twist protection
- slide bar
- Pipe diameter 18 mm
- hand shower: normal flow
- spray head Ø 130 mm
- max. hand shower flow 15 l/min

Intrinsic protection against back flow.

		EUR
Chrome	1 x 36 110 970-00	853.40
	1 x 28 017 979-00	173.10
Total price:		1,026.50
Brushed Platinum	1 x 36 110 970-06	1,364.90
	1 x 28 017 979-06	277.10
Total price:		1,642.00
Brushed Durabronz (23kt Gold)	1 x 36 110 970-28	1,706.80
	1 x 28 017 979-28	346.20
Total price:		2,053.00
Dark Chrome	1 x 36 110 970-19	1,280.00
	1 x 28 017 979-19	259.70
Total price:		1,539.70
Brushed Dark Platinum	1 x 36 110 970-99	1,535.40
	1 x 28 017 979-99	311.60
Total price:		1,847.00



Product alternative

Hand shower

- three settings: normal flow, soft flow, massage flow
- spray head Ø 100 mm
- max. flow 15 l/min

Hand shower see page 557.

For details and miscellaneous, see page 558.

		EUR
Chrome	28 018 979-00	129.20
Brushed Platinum	28 018 979-06	206.70
Brushed Durabronz (23kt Gold)	28 018 979-28	258.40
Dark Chrome	28 018 979-19	193.80
Brushed Dark Platinum	28 018 979-99	232.50



Product alternative

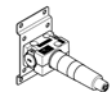
Hand shower

- four settings: normal flow, soft flow, massage flow, cascade
- spray head Ø 120 mm
- max. flow 15 l/min

Hand shower see page 557.

For details and miscellaneous, see page 559.

		EUR
Chrome	28 012 979-00	224.70
Brushed Platinum	28 012 979-06	359.50
Brushed Durabronz (23kt Gold)	28 012 979-28	449.40
Dark Chrome	28 012 979-19	337.10
Brushed Dark Platinum	28 012 979-99	404.50



Required miscellaneous

Concealed wall mounting

- min. recess depth 80 mm
- max. recess depth 105 mm

For details and miscellaneous, see page 584.

		EUR
Concealed rough parts	35 050 970 90	305.40

36 111 970 +
28 018 979



Concealed single-lever mixer with integrated shower connection with shower set

- metal shower hose 1750 mm with integrated anti-twist protection
- slide bar
- Pipe diameter 18 mm
- hand shower: three settings: normal flow, soft flow, massage flow
- spray head Ø 100 mm
- max. hand shower flow 15 l/min

Intrinsic protection against back flow.

		EUR
Chrome	1 x 36 111 970-00	977.00
	1 x 28 018 979-00	129.20
Total price:		1,106.20
Brushed Platinum	1 x 36 111 970-06	1,563.00
	1 x 28 018 979-06	206.70
Total price:		1,769.70
Brushed Durabronz (23kt Gold)	1 x 36 111 970-28	1,954.00
	1 x 28 018 979-28	258.40
Total price:		2,212.40
Dark Chrome	1 x 36 111 970-19	1,465.50
	1 x 28 018 979-19	193.80
Total price:		1,659.30
Brushed Dark Platinum	1 x 36 111 970-99	1,758.10
	1 x 28 018 979-99	232.50
Total price:		1,990.60



Product alternative

Hand shower

- four settings: normal flow, soft flow, massage flow, cascade
- spray head Ø 120 mm
- max. flow 15 l/min

Hand shower see page 557.

For details and miscellaneous, see page 559.

		EUR
Chrome	28 012 979-00	224.70
Brushed Platinum	28 012 979-06	359.50
Brushed Durabronz (23kt Gold)	28 012 979-28	449.40
Dark Chrome	28 012 979-19	337.10
Brushed Dark Platinum	28 012 979-99	404.50

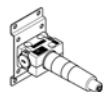


Product alternative

Hand shower

- normal flow
- spray head Ø 130 mm
- max. flow 6.8 l/min

		EUR
Chrome	28 017 979-00 0010	173.10
Brushed Platinum	28 017 979-06 0010	276.80
Brushed Durabronz (23kt Gold)	28 017 979-28 0010	346.20
Dark Chrome	28 017 979-19 0010	259.70
Brushed Dark Platinum	28 017 979-99 0010	311.40



Required miscellaneous

Concealed wall mounting

- min. recess depth 80 mm
- max. recess depth 105 mm

For details and miscellaneous, see page 584.

		EUR
Concealed rough parts	35 050 970 90	305.40



CL.1



CYO



IMO



Lissé



LULU



Madison



MEM



Meta



Tara.



VAIA



Shower



Concealed articles



Miscellaneous



Kitchen

26 413 980 +
28 012 979



Shower set

- slide bar
- Pipe diameter 18 mm
- rosette 60 x 60 mm
- gauge 800 mm
- metal shower hose 1750 mm with integrated anti-twist protection
- shower hose connector 3/8"
- four settings: normal flow, soft flow, massage flow, cascade
- spray head Ø 120 mm
- max. flow 15 l/min

Intrinsic protection against back flow.

		EUR
Chrome	1 x 26 413 980-00	668.10
	1 x 28 012 979-00	224.70
Total price:		892.80
Brushed Platinum	1 x 26 413 980-06	1,068.40
	1 x 28 012 979-06	359.50
Total price:		1,427.90
Brushed Durabronz (23kt Gold)	1 x 26 413 980-28	1,336.20
	1 x 28 012 979-28	449.40
Total price:		1,785.60
Dark Chrome	1 x 26 413 980-19	1,002.10
	1 x 28 012 979-19	337.10
Total price:		1,339.20
Brushed Dark Platinum	1 x 26 413 980-99	1,202.10
	1 x 28 012 979-99	404.50
Total price:		1,606.60



Product alternative

Hand shower

- three settings: normal flow, soft flow, massage flow
 - spray head Ø 100 mm
 - max. flow 15 l/min
- Hand shower see page 557.

For details and miscellaneous, see page 558.

		EUR
Chrome	28 018 979-00	129.20
Brushed Platinum	28 018 979-06	206.70
Brushed Durabronz (23kt Gold)	28 018 979-28	258.40
Dark Chrome	28 018 979-19	193.80
Brushed Dark Platinum	28 018 979-99	232.50



Product alternative

Hand shower

- normal flow
- spray head Ø 130 mm
- max. flow 6.8 l/min

		EUR
Chrome	28 017 979-00 0010	173.10
Brushed Platinum	28 017 979-06 0010	276.80
Brushed Durabronz (23kt Gold)	28 017 979-28 0010	346.20
Dark Chrome	28 017 979-19 0010	259.70
Brushed Dark Platinum	28 017 979-99 0010	311.40

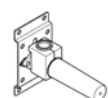


Optional miscellaneous

Wall elbow

For details and miscellaneous, see main items

		EUR
Chrome	28 450 980-00	157.20
Brushed Platinum	28 450 980-06	251.70
Brushed Durabronz (23kt Gold)	28 450 980-28	314.40
Dark Chrome	28 450 980-19	236.00
Brushed Dark Platinum	28 450 980-99	283.00



Optional miscellaneous

Concealed wall elbow

- min. recess depth 90 mm
- max. recess depth 163 mm

For details and miscellaneous, see page 603.

		EUR
Concealed rough parts	35 085 970 90	116.90

26 413 979 +
28 018 979



Shower set

- slide bar
- Pipe diameter 18 mm
- gauge 853 mm
- metal shower hose 1750 mm with integrated anti-twist protection
- shower hose connector 3/8"
- three settings: normal flow, soft flow, massage flow
- spray head Ø 100 mm
- max. flow 15 l/min

		EUR
Chrome	1 x 26 413 979-00	400.10
	1 x 28 018 979-00	129.20
Total price:		529.30
Brushed Platinum	1 x 26 413 979-06	652.50
	1 x 28 018 979-06	206.70
Total price:		859.20
Brushed Durabronz (23kt Gold)	1 x 26 413 979-28	800.20
	1 x 28 018 979-28	258.40
Total price:		1,058.60
Dark Chrome	1 x 26 413 979-19	600.30
	1 x 28 018 979-19	193.80
Total price:		794.10
Brushed Dark Platinum	1 x 26 413 979-99	720.00
	1 x 28 018 979-99	232.50
Total price:		952.50



Product alternative

Hand shower

- four settings: normal flow, soft flow, massage flow, cascade
 - spray head Ø 120 mm
 - max. flow 15 l/min
- Hand shower see page 557.
For details and miscellaneous, see page 559.

		EUR
Chrome	28 012 979-00	224.70
Brushed Platinum	28 012 979-06	359.50
Brushed Durabronz (23kt Gold)	28 012 979-28	449.40
Dark Chrome	28 012 979-19	337.10
Brushed Dark Platinum	28 012 979-99	404.50



Product alternative

Hand shower

- normal flow
- spray head Ø 130 mm
- max. flow 6.8 l/min

		EUR
Chrome	28 017 979-00 0010	173.10
Brushed Platinum	28 017 979-06 0010	276.80
Brushed Durabronz (23kt Gold)	28 017 979-28 0010	346.20
Dark Chrome	28 017 979-19 0010	259.70
Brushed Dark Platinum	28 017 979-99 0010	311.40

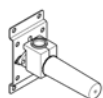


Optional miscellaneous

Wall elbow

For details and miscellaneous, see main items

		EUR
Chrome	28 450 980-00	157.20
Brushed Platinum	28 450 980-06	251.70
Brushed Durabronz (23kt Gold)	28 450 980-28	314.40
Dark Chrome	28 450 980-19	236.00
Brushed Dark Platinum	28 450 980-99	283.00



Optional miscellaneous

Concealed wall elbow

- min. recess depth 90 mm
- max. recess depth 163 mm

For details and miscellaneous, see page 603.

		EUR
Concealed rough parts	35 085 970 90	116.90



CL.1



CYO



IMO



Lissé



LULU



Madison



MEM



Meta



Tara.



VAIA



Shower



Concealed articles



Miscellaneous



Kitchen

36 112 970 +
28 015 979



Showerpipe with single-lever shower mixer

- shower with fixed riser projection 450 mm
- overhead shower: rain flow
- rain shower Ø 220 mm
- rain shower with anti-scale system
- max. rainshower flow 14 l/min
- hand shower: normal flow
- spray head Ø 100 mm
- max. hand shower flow 15 l/min
- height of fittings up to rain shower (bottom edge) 985 mm
- height of fittings up to top edge of elbow 1170 mm
- metal shower hose 1750 mm with integrated anti-twist protection
- 1/2" connection
- slide bar
- Pipe diameter 23,5 mm
- automatic diverter for fixed-riser shower/hand shower

Intrinsic protection against back flow.

		EUR
Chrome	1 x 36 112 970-00	2,284.00
	1 x 28 015 979-00	120.20
	Total price:	2,404.20
Brushed Platinum	1 x 36 112 970-06	3,654.40
	1 x 28 015 979-06	192.50
	Total price:	3,846.90
Brushed Durabross (23kt Gold)	1 x 36 112 970-28	4,568.00
	1 x 28 015 979-28	240.40
	Total price:	4,808.40
Dark Chrome	1 x 36 112 970-19	3,426.00
	1 x 28 015 979-19	180.30
	Total price:	3,606.30
Brushed Dark Platinum	1 x 36 112 970-99	4,019.90
	1 x 28 015 979-99	216.30
	Total price:	4,236.20



Product alternative

Showerpipe with single-lever shower mixer without hand shower

- Max. flow rate 7 l/min

This article does not include a hand shower!

		EUR
Chrome	36 102 970-00	2,284.00
Brushed Platinum	36 102 970-06	3,654.40
Brushed Durabross (23kt Gold)	36 102 970-28	4,568.00
Dark Chrome	36 102 970-19	3,426.00
Brushed Dark Platinum	36 102 970-99	4,111.20



Product alternative

Hand shower

- three settings: normal flow, soft flow, massage flow
- spray head Ø 130 mm
- max. flow 15 l/min

Hand shower see page 557.

For details and miscellaneous, see page 559.

		EUR
Chrome	28 016 979-00	186.40
Brushed Platinum	28 016 979-06	298.50
Brushed Durabross (23kt Gold)	28 016 979-28	372.80
Dark Chrome	28 016 979-19	279.60
Brushed Dark Platinum	28 016 979-99	335.60



Product alternative

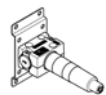
Hand shower

- normal flow
- max. flow 15 l/min

Hand shower see page 557.

For details and miscellaneous, see page 557.

		EUR
Chrome	28 019 979-00	226.00
Brushed Platinum	28 019 979-06	361.80
Brushed Durabross (23kt Gold)	28 019 979-28	452.00
Dark Chrome	28 019 979-19	339.00
Brushed Dark Platinum	28 019 979-99	406.90



Required miscellaneous

Concealed wall mounting

- min. recess depth 80 mm
- max. recess depth 105 mm

For details and miscellaneous, see page 584.

		EUR
Concealed rough parts	35 050 970 90	305.40

34 459 980 +
28 018 979



Showerpipe with shower thermostat

- shower with fixed riser projection 453 mm
- overhead shower: rain flow
- rain shower 300 x 240 mm
- rain shower with anti-scale system
- max. rainshower flow 14 l/min
- hand shower: normal flow
- spray head Ø 100 mm
- max. hand shower flow 15 l/min
- rotary diverter with volume control and shut-off function
- slide-on rosettes Ø 70 mm
- height of fittings up to rain shower (bottom edge) 985 mm
- height of fittings up to top edge of elbow 1170 mm
- gauge 150 mm - 13 mm
- metal shower hose 1750 mm with integrated anti-twist protection
- 1/2" connection
- slide bar
- Pipe diameter 23.5 mm

		EUR
Chrome	1 x 34 459 980-00	2,930.90
	1 x 28 018 979-00	129.20
Total price:		3,060.10
Brushed Platinum	1 x 34 459 980-06	4,689.50
	1 x 28 018 979-06	206.70
Total price:		4,896.20
Brushed Durabronz (23kt Gold)	1 x 34 459 980-28	5,861.80
	1 x 28 018 979-28	258.40
Total price:		6,120.20
Dark Chrome	1 x 34 459 980-19	4,396.50
	1 x 28 018 979-19	193.80
Total price:		4,590.30
Brushed Dark Platinum	1 x 34 459 980-99	5,275.60
	1 x 28 018 979-99	232.50
Total price:		5,508.10



Product alternative

Showerpipe with shower thermostat without hand shower

- max. flow 12 l/min

This article does not include a hand shower!

		EUR
Chrome	34 458 980-00	2,930.90
Brushed Platinum	34 458 980-06	4,689.40
Brushed Durabronz (23kt Gold)	34 458 980-28	5,861.80
Dark Chrome	34 458 980-19	4,396.40
Brushed Dark Platinum	34 458 980-99	5,275.60



Product alternative

Hand shower

- four settings: normal flow, soft flow, massage flow, cascade
 - spray head Ø 120 mm
 - max. flow 15 l/min
- Hand shower see page 557.

For details and miscellaneous, see page 559.

		EUR
Chrome	28 012 979-00	224.70
Brushed Platinum	28 012 979-06	359.50
Brushed Durabronz (23kt Gold)	28 012 979-28	449.40
Dark Chrome	28 012 979-19	337.10
Brushed Dark Platinum	28 012 979-99	404.50



Product alternative

Hand shower

- normal flow
- max. flow 6.8 l/min

		EUR
Chrome	28 019 979-00 0010	226.00
Brushed Platinum	28 019 979-06 0010	361.60
Brushed Durabronz (23kt Gold)	28 019 979-28 0010	452.00
Dark Chrome	28 019 979-19 0010	339.00
Brushed Dark Platinum	28 019 979-99 0010	406.80



CL.1



CYO



IMO



Lissé



LULU



Madison



MEM



Meta



Tara.



VAIA



Shower



Concealed articles



Miscellaneous



Kitchen

34 460 979 +
28 018 979



Showerpipe with shower thermostat

- shower with fixed riser projection 453 mm
- overhead shower: rain flow
- rain shower Ø 300 mm
- rain shower with anti-scale system
- max. rainshower flow 14 l/min
- hand shower: three settings: normal flow, soft flow, massage flow
- spray head Ø 100 mm
- max. hand shower flow 15 l/min
- rotary diverter with volume control and shut-off function
- slide-on rosettes Ø 70 mm
- height of fittings up to rain shower (bottom edge) 985 mm
- height of fittings up to top edge of elbow 1170 mm
- gauge 150 mm - 13 mm
- metal shower hose 1750 mm with integrated anti-twist protection
- 1/2" connection
- slide bar
- Pipe diameter 23.5 mm

Intrinsic protection against back flow.

		EUR
Chrome	1 x 34 460 979-00	2,603.10
	1 x 28 018 979-00	129.20
Total price:		2,732.30
Brushed Platinum	1 x 34 460 979-06	4,165.00
	1 x 28 018 979-06	206.70
Total price:		4,371.70
Brushed Durabronz (23kt Gold)	1 x 34 460 979-28	5,206.20
	1 x 28 018 979-28	258.40
Total price:		5,464.60
Dark Chrome	1 x 34 460 979-19	3,904.70
	1 x 28 018 979-19	193.80
Total price:		4,098.50
Brushed Dark Platinum	1 x 34 460 979-99	4,685.50
	1 x 28 018 979-99	232.50
Total price:		4,918.00

Product alternative

Showerpipe with shower thermostat without hand shower

- max. flow 7 l/min
- rain shower Ø 220 mm

This article does not include a hand shower!



		EUR
Chrome	34 459 979-00	2,471.40
Brushed Platinum	34 459 979-06	3,865.40
Brushed Durabronz (23kt Gold)	34 459 979-28	4,942.80
Dark Chrome	34 459 979-19	3,707.10
Brushed Dark Platinum	34 459 979-99	4,348.70

Product alternative

Hand shower

- normal flow
- max. flow 6.8 l/min



		EUR
Chrome	28 019 979-00 0010	226.00
Brushed Platinum	28 019 979-06 0010	361.60
Brushed Durabronz (23kt Gold)	28 019 979-28 0010	452.00
Dark Chrome	28 019 979-19 0010	339.00
Brushed Dark Platinum	28 019 979-99 0010	406.80

Product alternative

Hand shower

- four settings: normal flow, soft flow, massage flow, cascade
 - spray head Ø 120 mm
 - max. flow 15 l/min
- Hand shower see page 557.



		EUR
Chrome	28 012 979-00	224.70
Brushed Platinum	28 012 979-06	359.50
Brushed Durabronz (23kt Gold)	28 012 979-28	449.40
Dark Chrome	28 012 979-19	337.10
Brushed Dark Platinum	28 012 979-99	404.50

For details and miscellaneous, see page 559.

28 504 670



Shower head

- 180-210 mm projection
- ball-joint pivotable through 30°
- normal flow
- with anti-scale system
- spray head Ø 100 mm
- rosette 60 x 60 mm
- 1/2" connection
- max. flow 7 l/min

		EUR
Chrome	28 504 670-00	583.50
Brushed Platinum	28 504 670-06	926.00
Brushed Durabronz (23kt Gold)	28 504 670-28	1,167.00
Dark Chrome	28 504 670-19	875.20
Brushed Dark Platinum	28 504 670-99	1,050.30

Optional miscellaneous



- Concealed wall elbow**
- min. recess depth 90 mm
 - max. recess depth 163 mm

For details and miscellaneous, see page 603.

		EUR
Concealed rough parts	35 085 970 90	116.90



CL.1



CYO



IMO



Lissé



LULU



Madison



MEM



Meta



Tara.



VAIA



Shower



Concealed articles



Miscellaneous



Kitchen

28 508 980



Shower head

- 200 mm projection
- ball-joint pivotable through 30°
- three settings: normal flow, soft flow, massage flow
- with anti-scale system
- spray head Ø 92 mm
- rosette 60 x 60 mm
- 1/2" connection
- max. flow 9 l/min

		EUR
Chrome	28 508 980-00	647.60
Brushed Platinum	28 508 980-06	1,035.90
Brushed Durabronz (23kt Gold)	28 508 980-28	1,295.20
Dark Chrome	28 508 980-19	971.40
Brushed Dark Platinum	28 508 980-99	1,165.90

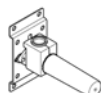


Product alternative

Shower head

- max. flow 6.8 l/min

		EUR
Chrome	28 508 980-00 0010	647.60
Brushed Platinum	28 508 980-06 0010	1,035.90
Brushed Durabronz (23kt Gold)	28 508 980-28 0010	1,295.20
Dark Chrome	28 508 980-19 0010	971.40
Brushed Dark Platinum	28 508 980-99 0010	1,165.90



Optional miscellaneous

Concealed wall elbow

- min. recess depth 90 mm
- max. recess depth 163 mm

For details and miscellaneous, see page 603.

		EUR
Concealed rough parts	35 085 970 90	116.90

28 649 670



Rain shower with wall fixing 220 mm

- 450 mm projection
- rain shower Ø 220 mm
- rain flow
- max. flow 14 l/min
- rosette 65 x 65 mm
- 1/2" connection
- with anti-scale system
- quick clearing

		EUR
Chrome	28 649 670-00	970.90
Brushed Platinum	28 649 670-06	1,553.60
Brushed Durabronz (23kt Gold)	28 649 670-28	1,941.80
Dark Chrome	28 649 670-19	1,456.40
Brushed Dark Platinum	28 649 670-99	1,747.80

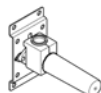


Product alternative

Rain shower with wall fixing 220 mm

- max. flow 7 l/min

		EUR
Chrome	28 648 670-00	970.90
Brushed Platinum	28 648 670-06	1,553.40
Brushed Durabronz (23kt Gold)	28 648 670-28	1,941.80
Dark Chrome	28 648 670-19	1,456.40
Brushed Dark Platinum	28 648 670-99	1,747.60



Optional miscellaneous

Concealed wall elbow

- min. recess depth 90 mm
- max. recess depth 163 mm

For details and miscellaneous, see page 603.

		EUR
Concealed rough parts	35 085 970 90	116.90

28 679 670



Rain shower with wall fixing 300 mm

- 450 mm projection
- rain shower Ø 300 mm
- rain flow
- max. flow 14 l/min
- rosette 65 x 65 mm
- 1/2" connection
- with anti-scale system
- quick clearing

		EUR
Chrome	28 679 670-00	1,139.40
Brushed Platinum	28 679 670-06	1,823.00
Brushed Durabronz (23kt Gold)	28 679 670-28	2,278.80
Dark Chrome	28 679 670-19	1,709.20
Brushed Dark Platinum	28 679 670-99	2,051.00

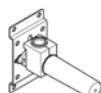


Product alternative

Rain shower with wall fixing 300 mm

- max. flow 9 l/min

		EUR
Chrome	28 678 670-00	1,139.40
Brushed Platinum	28 678 670-06	1,823.00
Brushed Durabronz (23kt Gold)	28 678 670-28	2,278.80
Dark Chrome	28 678 670-19	1,709.10
Brushed Dark Platinum	28 678 670-99	2,050.90



Optional miscellaneous

Concealed wall elbow

- min. recess depth 90 mm
- max. recess depth 163 mm

For details and miscellaneous, see page 603.

		EUR
Concealed rough parts	35 085 970 90	116.90

28 669 970



Rain shower with ceiling fixing 220 mm

- rain shower Ø 220 mm
- rain flow
- max. flow 14 l/min
- rosette Ø 60 mm optional
- 1/2" connection
- with anti-scale system
- quick clearing

		EUR
Chrome	28 669 970-00	779.80
Brushed Platinum	28 669 970-06	1,248.00
Brushed Durabrass (23kt Gold)	28 669 970-28	1,559.60
Dark Chrome	28 669 970-19	1,169.70
Brushed Dark Platinum	28 669 970-99	1,403.70

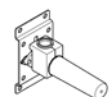


Product alternative

Rain shower with ceiling fixing 220 mm

- max. flow 7 l/min

		EUR
Chrome	28 668 970-00	779.80
Brushed Platinum	28 668 970-06	1,247.70
Brushed Durabrass (23kt Gold)	28 668 970-28	1,559.60
Dark Chrome	28 668 970-19	1,169.70
Brushed Dark Platinum	28 668 970-99	1,403.60



Optional miscellaneous

Concealed wall elbow

- min. recess depth 90 mm
- max. recess depth 163 mm

		EUR
Concealed rough parts	35 085 970 90	116.90

For details and miscellaneous, see page 603.

28 689 970



Rain shower with ceiling fixing 300 mm

- rain shower Ø 300 mm
- rain flow
- max. flow 14 l/min
- rosette Ø 60 mm optional
- 1/2" connection
- with anti-scale system
- quick clearing

		EUR
Chrome	28 689 970-00	919.40
Brushed Platinum	28 689 970-06	1,470.50
Brushed Durabrass (23kt Gold)	28 689 970-28	1,838.80
Dark Chrome	28 689 970-19	1,379.10
Brushed Dark Platinum	28 689 970-99	1,654.80

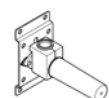


Product alternative

Rain shower with ceiling fixing 300 mm

- max. flow 9 l/min

		EUR
Chrome	28 688 970-00	919.40
Brushed Platinum	28 688 970-06	1,471.00
Brushed Durabrass (23kt Gold)	28 688 970-28	1,838.80
Dark Chrome	28 688 970-19	1,379.10
Brushed Dark Platinum	28 688 970-99	1,654.90



Optional miscellaneous

Concealed wall elbow

- min. recess depth 90 mm
- max. recess depth 163 mm

		EUR
Concealed rough parts	35 085 970 90	116.90

For details and miscellaneous, see page 603.

28 699 970



Rain shower with ceiling fixing 400 mm

- rain shower Ø 400 mm
- rain flow
- max. flow 14 l/min
- rosette Ø 60 mm optional
- 1/2" connection
- with anti-scale system
- quick clearing

		EUR
Chrome	28 699 970-00	1,692.50
Brushed Platinum	28 699 970-06	2,707.90
Brushed Durabrass (23kt Gold)	28 699 970-28	3,385.00
Dark Chrome	28 699 970-19	2,538.60
Brushed Dark Platinum	28 699 970-99	3,046.40

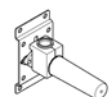


Product alternative

Rain shower with ceiling fixing 400 mm

- max. flow 12 l/min

		EUR
Chrome	28 698 970-00	1,692.50
Brushed Platinum	28 698 970-06	2,708.00
Brushed Durabrass (23kt Gold)	28 698 970-28	3,385.00
Dark Chrome	28 698 970-19	2,538.80
Brushed Dark Platinum	28 698 970-99	3,046.50



Optional miscellaneous

Concealed wall elbow

- min. recess depth 90 mm
- max. recess depth 163 mm

		EUR
Concealed rough parts	35 085 970 90	116.90

For details and miscellaneous, see page 603.



CL.1



CYO



IMO



Lissé



LULU



Madison



MEM



Meta



Tara.



VAIA



Shower



Concealed articles



Miscellaneous



Kitchen

28 765 980

Rain shower with wall fixing 300 x 240 mm

- 450 mm projection
- rain shower 300 x 240 mm
- rain flow
- max. flow 14 l/min
- rosette 60 x 60 mm
- 1/2" connection
- with anti-scale system
- quick clearing



		EUR
Chrome	28 765 980-00	1,455.00
Brushed Platinum	28 765 980-06	2,327.90
Brushed Durabrand (23kt Gold)	28 765 980-28	2,910.00
Dark Chrome	28 765 980-19	2,182.50
Brushed Dark Platinum	28 765 980-99	2,619.00

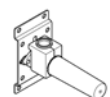


Product alternative

Rain shower with wall fixing 300 x 240 mm

- max. flow 12 l/min

		EUR
Chrome	28 764 980-00	1,455.00
Brushed Platinum	28 764 980-06	2,328.00
Brushed Durabrand (23kt Gold)	28 764 980-28	2,910.00
Dark Chrome	28 764 980-19	2,182.50
Brushed Dark Platinum	28 764 980-99	2,619.00



Optional miscellaneous

Concealed wall elbow

- min. recess depth 90 mm
- max. recess depth 163 mm

		EUR
Concealed rough parts	35 085 970 90	116.90

For details and miscellaneous, see page 603.

28 775 980

Rain shower with ceiling fixing 300 x 240 mm

- rain shower 300 x 240 mm
- rain flow
- max. flow 14 l/min
- distance between ceiling and lower edge of the shower 165 mm
- rosette 60 x 60, as required
- 1/2" connection
- with anti-scale system
- quick clearing



		EUR
Chrome	28 775 980-00	1,236.80
Brushed Platinum	28 775 980-06	1,978.90
Brushed Durabrand (23kt Gold)	28 775 980-28	2,473.60
Dark Chrome	28 775 980-19	1,855.10
Brushed Dark Platinum	28 775 980-99	2,226.10

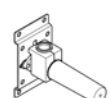


Product alternative

Rain shower with ceiling fixing 300 x 240 mm

- max. flow 12 l/min

		EUR
Chrome	28 774 980-00	1,236.80
Brushed Platinum	28 774 980-06	1,978.90
Brushed Durabrand (23kt Gold)	28 774 980-28	2,473.60
Dark Chrome	28 774 980-19	1,855.20
Brushed Dark Platinum	28 774 980-99	2,226.20



Optional miscellaneous

Concealed wall elbow

- min. recess depth 90 mm
- max. recess depth 163 mm

		EUR
Concealed rough parts	35 085 970 90	116.90

For details and miscellaneous, see page 603.

28 041 980

Rain shower for surface-mounted ceiling installation 300 x 240 mm

- rain shower 300 x 240 mm
- Rain flow, max. flow rate 12 l/min
- Spray flow, max. flow rate 6 l/min
- Distance to ceiling from bottom edge of shower 40 mm
- with anti-scale system



		EUR
Chrome	28 041 980-00	710.90
Brushed Platinum	28 041 980-06	1,137.50
Brushed Durabrand (23kt Gold)	28 041 980-28	1,421.80
Dark Chrome	28 041 980-19	1,066.40
Brushed Dark Platinum	28 041 980-99	1,279.60



Required miscellaneous

Concealed ceiling installation box with ceiling fixing

- min. recess depth 90 mm
- max. recess depth 115 mm

		EUR
Concealed rough parts	35 041 970 90	473.90

For details and miscellaneous, see page 602.

28 042 980



Rain shower for surface-mounted ceiling installation with light 300 x 240 mm

- rain shower 300 x 240 mm
 - Rain flow, max. flow rate 12 l/min
 - Spray flow, max. flow rate 6 l/min
 - Distance to ceiling from bottom edge of shower 40 mm
 - with anti-scale system
 - central LED Spot 3000 K
- includes light bulbs with a Class F energy efficiency

		EUR
Chrome	28 042 980-00	1,068.10
Brushed Platinum	28 042 980-06	1,709.00
Brushed Durabrass (23kt Gold)	28 042 980-28	2,136.20
Dark Chrome	28 042 980-19	1,602.20
Brushed Dark Platinum	28 042 980-99	1,922.70



Required miscellaneous

Concealed ceiling installation box for surface-mounted ceiling installation with light

- min. recess depth 90 mm
- max. recess depth 115 mm

For details and miscellaneous, see page 602.

		EUR
	35 042 970 90	712.00

28 043 980



Rain shower for recessed ceiling installation 300 x 240 mm

- rain shower 300 x 240 mm
- Rain flow, max. flow rate 12 l/min
- Spray flow, max. flow rate 6 l/min
- min. recess depth 137,5 mm
- with anti-scale system

		EUR
Chrome	28 043 980-00	1,425.30
Brushed Platinum	28 043 980-06	2,280.40
Brushed Durabrass (23kt Gold)	28 043 980-28	2,850.60
Dark Chrome	28 043 980-19	2,137.90
Brushed Dark Platinum	28 043 980-99	2,565.50



Required miscellaneous

Concealed ceiling installation box for recessed ceiling installation

- recess depth 137 mm

For details and miscellaneous, see page 601.

		EUR
	35 043 970 90	950.20

28 044 980



Rain shower for recessed ceiling installation with light 300 x 240 mm

- rain shower 300 x 240 mm
 - Rain flow, max. flow rate 12 l/min
 - Spray flow, max. flow rate 6 l/min
 - min. recess depth 137,5 mm
 - with anti-scale system
 - central RGBW LED spot
 - RGBW LED ambient lighting
- includes light bulbs with a Class G energy efficiency

		EUR
Chrome	28 044 980-00	2,139.70
Brushed Platinum	28 044 980-06	3,423.50
Brushed Durabrass (23kt Gold)	28 044 980-28	4,279.40
Dark Chrome	28 044 980-19	3,209.50
Brushed Dark Platinum	28 044 980-99	3,851.40



Required miscellaneous

Concealed ceiling installation box for recessed ceiling installation with light

- recess depth 137 mm

For details and miscellaneous, see page 602.

		EUR
	35 044 970 90	1,426.50

27 802 970



Hand shower set with integrated shower holder

- normal flow
- with anti-scale system
- 3/8" shower outlet
- metal shower hose 1250 mm with integrated anti-twist protection
- rosette 60 x 60 mm
- 1/2" connection
- max. flow 15 l/min

Intrinsic protection against back flow.

		EUR
Chrome	27 802 970-00	447.00
Brushed Platinum	27 802 970-06	714.40
Brushed Durabrass (23kt Gold)	27 802 970-28	894.00
Dark Chrome	27 802 970-19	670.60
Brushed Dark Platinum	27 802 970-99	804.20

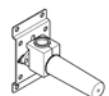


Product alternative

Hand shower set with integrated shower holder

- max. flow 6,8 l/min

		EUR
Chrome	27 802 970-00 0010	447.00
Brushed Platinum	27 802 970-06 0010	714.40
Brushed Durabrass (23kt Gold)	27 802 970-28 0010	894.00
Dark Chrome	27 802 970-19 0010	670.60
Brushed Dark Platinum	27 802 970-99 0010	804.20



Optional miscellaneous

Concealed wall elbow

- min. recess depth 90 mm
- max. recess depth 163 mm

For details and miscellaneous, see page 603.

		EUR
Concealed rough parts	35 085 970 90	116.90



CL.1



CYO



IMO



Lissé



LULU



Madison



MEM



Meta



Tara.



VAIA



Shower



Concealed articles



Miscellaneous



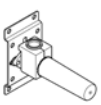
Kitchen

27 808 980

Hand shower set with individual rosettes

- normal flow
- with anti-scale system
- 3/8" shower outlet
- rosette for wall elbow 60 x 60 mm
- rosette for shower holder 60 x 60 mm
- metal shower hose 1250 mm with integrated anti-twist protection
- 1/2" wall elbow
- max. flow 15 l/min

Intrinsic protection against back flow.



		EUR
Chrome	27 808 980-00	674.50
Brushed Platinum	27 808 980-06	1,079.10
Brushed Durabronz (23kt Gold)	27 808 980-28	1,349.00
Dark Chrome	27 808 980-19	1,011.70
Brushed Dark Platinum	27 808 980-99	1,213.80

Product alternative EUR

		EUR
Hand shower set with individual rosettes		
• max. flow 6,8 l/min		
Chrome	27 808 980-00 0010	674.50
Brushed Platinum	27 808 980-06 0010	1,079.10
Brushed Durabronz (23kt Gold)	27 808 980-28 0010	1,349.00
Dark Chrome	27 808 980-19 0010	1,011.70
Brushed Dark Platinum	27 808 980-99 0010	1,213.80

Optional miscellaneous EUR

		EUR
Concealed wall elbow		
• min. recess depth 90 mm		
• max. recess depth 163 mm		
Concealed rough parts	35 085 970 90	116.90

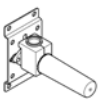
For details and miscellaneous, see page 603.

27 809 980

Hand shower set with individual rosettes with volume control

- with volume control
- normal flow
- with anti-scale system
- 3/8" shower outlet
- rosette for wall elbow 60 x 60 mm
- rosette for shower holder 60 x 60 mm
- metal shower hose 1250 mm with integrated anti-twist protection
- 1/2" wall elbow
- max. flow 15 l/min

Intrinsic protection against back flow.



		EUR
Chrome	27 809 980-00	848.20
Brushed Platinum	27 809 980-06	1,357.20
Brushed Durabronz (23kt Gold)	27 809 980-28	1,696.40
Dark Chrome	27 809 980-19	1,272.50
Brushed Dark Platinum	27 809 980-99	1,526.70

Product alternative EUR

		EUR
Hand shower set with individual rosettes with volume control		
• max. flow 6,8 l/min		
Chrome	27 809 980-00 0010	848.20
Brushed Platinum	27 809 980-06 0010	1,357.20
Brushed Durabronz (23kt Gold)	27 809 980-28 0010	1,696.40
Dark Chrome	27 809 980-19 0010	1,272.50
Brushed Dark Platinum	27 809 980-99 0010	1,526.70

Optional miscellaneous EUR

		EUR
Concealed wall elbow		
• min. recess depth 90 mm		
• max. recess depth 163 mm		
Concealed rough parts	35 085 970 90	116.90

For details and miscellaneous, see page 603.

27 809 985



Hand shower set with individual rosettes with volume control

- with volume control
- normal flow
- with anti-scale system
- 3/8" shower outlet
- rosette for wall elbow 60 x 60 mm
- rosette for shower holder 60 x 60 mm
- metal shower hose 1250 mm with integrated anti-twist protection
- 1/2" wall elbow
- max. flow 15 l/min

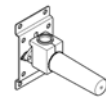
Intrinsic protection against back flow.



Product alternative

Hand shower set with individual rosettes with volume control

- max. flow 6,8 l/min



Optional miscellaneous

Concealed wall elbow

- min. recess depth 90 mm
- max. recess depth 163 mm

For details and miscellaneous, see page 603.

		EUR
Chrome	27 809 985-00	885.30
Brushed Platinum	27 809 985-06	1,416.60
Brushed Durabronz (23kt Gold)	27 809 985-28	1,770.60
Dark Chrome	27 809 985-19	1,328.00
Brushed Dark Platinum	27 809 985-99	1,593.40

		EUR
Chrome	27 809 985-00 0010	885.30
Brushed Platinum	27 809 985-06 0010	1,416.60
Brushed Durabronz (23kt Gold)	27 809 985-28 0010	1,770.60
Dark Chrome	27 809 985-19 0010	1,328.00
Brushed Dark Platinum	27 809 985-99 0010	1,593.40

		EUR
Concealed rough parts	35 085 970 90	116.90

27 818 980



Hand shower set with cover plate

- normal flow
- with anti-scale system
- 3/8" shower outlet
- cover plate 240 x 60 mm
- metal shower hose 1250 mm with integrated anti-twist protection
- 1/2" wall elbow
- max. flow 15 l/min

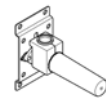
Intrinsic protection against back flow.



Product alternative

Hand shower set with cover plate

- max. flow 6,8 l/min



Optional miscellaneous

Concealed wall elbow

- min. recess depth 90 mm
- max. recess depth 163 mm

For details and miscellaneous, see page 603.

		EUR
Chrome	27 818 980-00	801.90
Brushed Platinum	27 818 980-06	1,282.70
Brushed Durabronz (23kt Gold)	27 818 980-28	1,603.80
Dark Chrome	27 818 980-19	1,202.90
Brushed Dark Platinum	27 818 980-99	1,443.30

		EUR
Chrome	27 818 980-00 0010	801.90
Brushed Platinum	27 818 980-06 0010	1,282.70
Brushed Durabronz (23kt Gold)	27 818 980-28 0010	1,603.80
Dark Chrome	27 818 980-19 0010	1,202.90
Brushed Dark Platinum	27 818 980-99 0010	1,443.30

		EUR
Concealed rough parts	35 085 970 90	116.90

28 528 782



Body spray without volume control

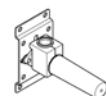
- ball-joint pivotable through 25° (in any direction)
- rain flow
- anti-scale system
- rosette 60 x 60 mm
- 1/2" connection
- max. flow 7 l/min
- spray head Ø 55 mm



Product alternative

Body spray without volume control

- max. flow 5 l/min



Optional miscellaneous

Concealed wall elbow

- min. recess depth 90 mm
- max. recess depth 163 mm

For details and miscellaneous, see page 603.

		EUR
Chrome	28 528 782-00	360.20
Brushed Platinum	28 528 782-06	576.30
Brushed Durabronz (23kt Gold)	28 528 782-28	720.40
Dark Chrome	28 528 782-19	540.30
Brushed Dark Platinum	28 528 782-99	648.40

		EUR
Chrome	28 518 782-00	360.20
Brushed Platinum	28 518 782-06	576.50
Brushed Durabronz (23kt Gold)	28 518 782-28	720.40
Dark Chrome	28 518 782-19	540.30
Brushed Dark Platinum	28 518 782-99	648.50

		EUR
Concealed rough parts	35 085 970 90	116.90

36 525 979



WATER POINTS Concealed body spray

- rain flow
- with anti-scale system
- cover plate 120 x 120 mm
- max. flow 9 l/min

		EUR
Chrome	36 525 979-00	523.30
Brushed Platinum	36 525 979-06	837.30
Brushed Durabronz (23kt Gold)	36 525 979-28	1,046.60
Dark Chrome	36 525 979-19	785.00
Brushed Dark Platinum	36 525 979-99	941.90

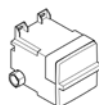


Product alternative

WATER POINTS Concealed body spray

- max. flow 6 l/min

		EUR
Chrome	36 515 979-00	523.30
Brushed Platinum	36 515 979-06	836.90
Brushed Durabronz (23kt Gold)	36 515 979-28	1,046.60
Dark Chrome	36 515 979-19	785.10
Brushed Dark Platinum	36 515 979-99	941.90



Required miscellaneous

Concealed wall installation box

- min. recess depth 85 mm
- max. recess depth 110 mm

For details and miscellaneous, see page 597.

		EUR
Concealed rough parts	35 205 970 90	212.30



Required miscellaneous

xGRID Installation track 555 mm

		EUR
Concealed rough parts	12 360 970 90	106.80



Required miscellaneous

WATER POINTS Adapter plate

		EUR
	12 305 970 90	34.30



Optional miscellaneous

xGRID Attachment set for integrating in the dry wall construction

		EUR
Concealed rough parts	12 340 970 90	107.50

36 527 979



WATER BAR Concealed body spray

- rain flow
- with anti-scale system
- cover plate 240 x 60 mm
- 1/2" connection
- max. flow 9 l/min

		EUR
Chrome	36 527 979-00	808.10
Brushed Platinum	36 527 979-06	1,293.00
Brushed Durabronz (23kt Gold)	36 527 979-28	1,616.20
Dark Chrome	36 527 979-19	1,212.20
Brushed Dark Platinum	36 527 979-99	1,454.60



Product alternative

WATER BAR Concealed body spray

- max. flow 6 l/min

		EUR
Chrome	36 517 979-00	808.10
Brushed Platinum	36 517 979-06	1,293.20
Brushed Durabronz (23kt Gold)	36 517 979-28	1,616.20
Dark Chrome	36 517 979-19	1,212.20
Brushed Dark Platinum	36 517 979-99	1,454.30



Required miscellaneous

Concealed wall installation box

- min. recess depth 100 mm
- max. recess depth 173 mm

For details and miscellaneous, see page 597.

		EUR
Concealed rough parts	35 206 970 90	287.20



Required miscellaneous

xGRID Installation track 555 mm

		EUR
Concealed rough parts	12 360 970 90	106.80



Optional miscellaneous

xGRID Attachment set for integrating in the dry wall construction

		EUR
Concealed rough parts	12 340 970 90	107.50



CL.1



CYO



IMO



Lissé



LULU



Madison



MEM



Meta



Tara.



VAIA



Shower



Concealed articles



Miscellaneous



Kitchen

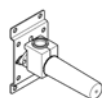
36 514 979



WATER CURVE Concealed body spray

- forceful flat water jet
- horizontal water jet
- water jet adjustable
- cover plate 120 x 60 mm
- 1/2" connection
- max. flow 10 l/min

		EUR
Chrome	36 514 979-00	1,051.60
Brushed Platinum	36 514 979-06	1,682.50
Brushed Durabronz (23kt Gold)	36 514 979-28	2,103.20
Dark Chrome	36 514 979-19	1,577.30
Brushed Dark Platinum	36 514 979-99	1,892.90



Optional miscellaneous

- Concealed wall elbow**
- min. recess depth 90 mm
 - max. recess depth 163 mm

		EUR
Concealed rough parts	35 085 970 90	116.90

For details and miscellaneous, see page 603.

36 513 979



WATER FAN vertical Concealed body spray

- forceful flat water jet
- vertical water jet
- water jet adjustable
- cover plate 240 x 60 mm
- 1/2" connection
- max. flow 10 l/min

		EUR
Chrome	36 513 979-00	784.50
Brushed Platinum	36 513 979-06	1,255.70
Brushed Durabronz (23kt Gold)	36 513 979-28	1,569.00
Dark Chrome	36 513 979-19	1,176.80
Brushed Dark Platinum	36 513 979-99	1,412.00

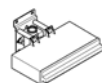


Product alternative

WATER FAN horizontal Concealed body spray

- horizontal water jet
- max. flow 10 l/min

		EUR
Chrome	36 512 979-00	784.50
Brushed Platinum	36 512 979-06	1,255.70
Brushed Durabronz (23kt Gold)	36 512 979-28	1,569.00
Dark Chrome	36 512 979-19	1,176.80
Brushed Dark Platinum	36 512 979-99	1,412.00



Required miscellaneous

- Concealed wall installation box**
- min. recess depth 100 mm
 - max. recess depth 173 mm

		EUR
Concealed rough parts	35 206 970 90	287.20

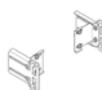
For details and miscellaneous, see page 597.



Required miscellaneous

xGRID Installation track 555 mm

		EUR
Concealed rough parts	12 360 970 90	106.80



Optional miscellaneous

- xGRID Attachment set for integrating in the dry wall construction**

		EUR
Concealed rough parts	12 340 970 90	107.50

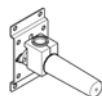
13 415 979



WATER SHEET Cascade spout for wall mounting

- 150 mm projection
- cascade
- cover plate 240 x 60 mm
- 1/2" connection
- plug-link mounting
- max. flow 26.5 l/min at 3 bar flow pressure

		EUR
Chrome	13 415 979-00	1,083.10
Brushed Platinum	13 415 979-06	1,732.90
Brushed Durabronz (23kt Gold)	13 415 979-28	2,166.20
Dark Chrome	13 415 979-19	1,624.80
Brushed Dark Platinum	13 415 979-99	1,949.50




Optional miscellaneous

- Concealed wall elbow**
- min. recess depth 90 mm
 - max. recess depth 163 mm

		EUR
Concealed rough parts	35 085 970 90	116.90

For details and miscellaneous, see page 603.

13 420 979



WATER FALL Cascade spout for wall mounting

- 120 mm projection
- cascade
- cover plate 240 x 60 mm
- 1/2" connection
- plug-link mounting
- max. flow 26.5 l/min at 3 bar flow pressure

		EUR
Chrome	13 420 979-00	1,547.40
Brushed Platinum	13 420 979-06	2,476.20
Brushed Durabronz (23kt Gold)	13 420 979-28	3,094.80
Dark Chrome	13 420 979-19	2,321.20
Brushed Dark Platinum	13 420 979-99	2,785.40



Optional miscellaneous

- Concealed wall elbow**
- min. recess depth 90 mm
 - max. recess depth 163 mm

For details and miscellaneous, see page 603.

		EUR
Concealed rough parts	35 085 970 90	116.90

13 425 979



WATER FALL Cascade spout with individual jets for wall mounting

- 22 mm projection
- PEARLSTREAM
- plate 240 mm x 60 mm
- connection 1/2", for shortening
- plug-link mounting
- max. flow 9.5 l/min

		EUR
Chrome	13 425 979-00	1,149.80
Brushed Platinum	13 425 979-06	1,839.70
Brushed Durabronz (23kt Gold)	13 425 979-28	2,299.60
Dark Chrome	13 425 979-19	1,724.50
Brushed Dark Platinum	13 425 979-99	2,069.40



Optional miscellaneous

- Concealed wall elbow**
- min. recess depth 90 mm
 - max. recess depth 163 mm

For details and miscellaneous, see page 603.

		EUR
Concealed rough parts	35 085 970 90	116.90

27 838 979



Affusion pipe with cover plate

- laminar flow
- 3/8" shower outlet
- cover plate 240 x 60 mm
- metal shower hose 1250 mm with integrated anti-twist protection
- 1/2" connection
- plug-link mounting
- max. flow 15 l/min

Intrinsic protection against back flow.



Product alternative

- Affusion pipe with cover plate**
- Max. flow rate 7 l/min

Optional miscellaneous

- Concealed wall elbow**
- min. recess depth 90 mm
 - max. recess depth 163 mm

For details and miscellaneous, see page 603.

		EUR
Chrome	27 838 979-00	859.50
Brushed Platinum	27 838 979-06	1,375.10
Brushed Durabronz (23kt Gold)	27 838 979-28	1,719.00
Dark Chrome	27 838 979-19	1,289.30
Brushed Dark Platinum	27 838 979-99	1,547.00

		EUR
Chrome	27 858 979-00	859.50
Brushed Platinum	27 858 979-06	1,375.20
Brushed Durabronz (23kt Gold)	27 858 979-28	1,719.00
Dark Chrome	27 858 979-19	978.50
Brushed Dark Platinum	27 858 979-99	1,547.10

		EUR
Concealed rough parts	35 085 970 90	116.90



CL.1



CYO



IMO



Lissé



LULU



Madison



MEM



Meta



Tara.



VAIA



Shower



Concealed articles



Miscellaneous



Kitchen

27 821 979 +
28 285 979



WATER TUBE Kneipp wall elbow

- laminar flow
- max. flow 15 l/min
- with volume control
- individual rosette 60 x 60 mm
- holder for Kneipp hose
- 1/2" wall elbow
- hose nozzle with sleeve M33
- with holding ring

Intrinsic protection against back flow.

		EUR
Chrome	1 x 27 821 979-00	652.30
	1 x 28 285 979-00	99.80
Total price:		752.10
Brushed Platinum	1 x 27 821 979-06	1,043.70
	1 x 28 285 979-06	159.70
Total price:		1,203.40
Brushed Durabrass (23kt Gold)	1 x 27 821 979-28	1,304.60
	1 x 28 285 979-28	199.60
Total price:		1,504.20
Dark Chrome	1 x 27 821 979-19	978.50
	1 x 28 285 979-19	149.70
Total price:		1,128.20
Brushed Dark Platinum	1 x 27 821 979-99	1,174.30
	1 x 28 285 979-99	179.60
Total price:		1,353.90



Product alternative

WATER TUBE Kneipp wall elbow with hose holder with individual rosettes

- max. flow 9 l/min

		EUR
Chrome	27 841 979-00	652.30
Brushed Platinum	27 841 979-06	1,043.70
Brushed Durabrass (23kt Gold)	27 841 979-28	1,304.60
Dark Chrome	27 841 979-19	652.30
Brushed Dark Platinum	27 841 979-99	1,174.10

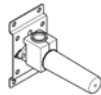


Product alternative

WATER TUBE Kneipp hose black 2000 mm

- hose nozzle with sleeve M33
- with holding ring

		EUR
Chrome	28 286 979-00	99.80
Brushed Platinum	28 286 979-06	159.70
Brushed Durabrass (23kt Gold)	28 286 979-28	199.60
Dark Chrome	28 286 979-19	149.70
Brushed Dark Platinum	28 286 979-99	179.60



Optional miscellaneous

Concealed wall elbow

- min. recess depth 90 mm
- max. recess depth 163 mm

		EUR
Concealed rough parts	35 085 970 90	116.90

For details and miscellaneous, see page 603.

27 822 979 +
28 285 979



WATER TUBE Kneipp wall elbow

- laminar flow
- max. flow 15 l/min
- rosette 60 x 60 mm
- holder for Kneipp hose
- 1/2" wall elbow
- hose nozzle with sleeve M33
- with holding ring

Intrinsic protection against back flow.

		EUR
Chrome	1 x 27 822 979-00	552.30
	1 x 28 285 979-00	99.80
Total price:		652.10
Brushed Platinum	1 x 27 822 979-06	883.70
	1 x 28 285 979-06	159.70
Total price:		1,043.40
Brushed Durabronz (23kt Gold)	1 x 27 822 979-28	1,104.60
	1 x 28 285 979-28	199.60
Total price:		1,304.20
Dark Chrome	1 x 27 822 979-19	828.40
	1 x 28 285 979-19	149.70
Total price:		978.10
Brushed Dark Platinum	1 x 27 822 979-99	994.20
	1 x 28 285 979-99	179.60
Total price:		1,173.80



Product alternative

WATER TUBE Kneipp wall elbow with individual rosettes with hose holder

- max. flow 9 l/min

		EUR
Chrome	27 842 979-00	552.30
Brushed Platinum	27 842 979-06	883.70
Brushed Durabronz (23kt Gold)	27 842 979-28	1,104.60
Dark Chrome	27 842 979-19	552.30
Brushed Dark Platinum	27 842 979-99	994.10

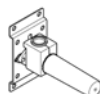


Product alternative

WATER TUBE Kneipp hose black 2000 mm

- hose nozzle with sleeve M33
- with holding ring

		EUR
Chrome	28 286 979-00	99.80
Brushed Platinum	28 286 979-06	159.70
Brushed Durabronz (23kt Gold)	28 286 979-28	199.60
Dark Chrome	28 286 979-19	149.70
Brushed Dark Platinum	28 286 979-99	179.60



Optional miscellaneous

Concealed wall elbow

- min. recess depth 90 mm
- max. recess depth 163 mm

For details and miscellaneous, see page 603.

		EUR
Concealed rough parts	35 085 970 90	116.90

28 490 970

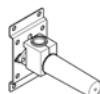


Wall elbow with integrated shower holder

- 3/8" shower outlet
- rosette 60 x 60 mm
- 1/2" connection

Intrinsic protection against back flow.

		EUR
Chrome	28 490 970-00	226.90
Brushed Platinum	28 490 970-06	363.30
Brushed Durabronz (23kt Gold)	28 490 970-28	453.80
Dark Chrome	28 490 970-19	340.50
Brushed Dark Platinum	28 490 970-99	408.00



Optional miscellaneous

Concealed wall elbow

- min. recess depth 90 mm
- max. recess depth 163 mm

For details and miscellaneous, see page 603.

		EUR
Concealed rough parts	35 085 970 90	116.90

28 450 980

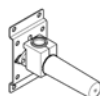


Wall elbow

- 3/8" shower outlet
- rosette 60 x 60 mm
- 1/2" connection

Intrinsic protection against back flow.

		EUR
Chrome	28 450 980-00	157.20
Brushed Platinum	28 450 980-06	251.70
Brushed Durabronz (23kt Gold)	28 450 980-28	314.40
Dark Chrome	28 450 980-19	236.00
Brushed Dark Platinum	28 450 980-99	283.00



Optional miscellaneous

Concealed wall elbow

- min. recess depth 90 mm
- max. recess depth 163 mm

For details and miscellaneous, see page 603.

		EUR
Concealed rough parts	35 085 970 90	116.90



CL.1



CYO



IMO



Lissé



LULU



Madison



MEM



Meta



Tara



VAIA



Shower



Concealed articles



Miscellaneous



Kitchen

28 050 980

Wall bracket

- rosette 60 x 60 mm



		EUR
Chrome	28 050 980-00	204.10
Brushed Platinum	28 050 980-06	326.90
Brushed Durabronz (23kt Gold)	28 050 980-28	408.20
Dark Chrome	28 050 980-19	306.20
Brushed Dark Platinum	28 050 980-99	367.40

28 060 970

Wall bracket swivel



		EUR
Chrome	28 060 970-00	188.20
Brushed Platinum	28 060 970-06	301.40
Brushed Durabronz (23kt Gold)	28 060 970-28	376.40
Dark Chrome	28 060 970-19	282.40
Brushed Dark Platinum	28 060 970-99	338.90

36 060 670



Concealed single-lever mixer with cover plate
 • cover plate 80 x 80 mm

		EUR
Chrome	36 060 670-00	447.10
Brushed Platinum	36 060 670-06	722.00
Brushed Durabronz (23kt Gold)	36 060 670-28	894.20
Dark Chrome	36 060 670-19	670.80
Brushed Dark Platinum	36 060 670-99	804.90



Required miscellaneous

Concealed wall-mounted single-lever mixer

- min. recess depth 80 mm
- max. recess depth 95 mm

For details and miscellaneous, see page 585.

		EUR
Concealed rough parts	35 860 970 90	213.80

36 045 970



Concealed single-lever mixer with cover plate with integrated shower connection
 • cover plate 80 x 80 mm

Intrinsic protection against back flow.

Article cannot be extended, please check the depth of the installation location!

		EUR
Chrome	36 045 970-00	455.20
Brushed Platinum	36 045 970-06	728.00
Brushed Durabronz (23kt Gold)	36 045 970-28	910.40
Dark Chrome	36 045 970-19	682.90
Brushed Dark Platinum	36 045 970-99	819.80



Required miscellaneous

Concealed wall mounting

- min. recess depth 78 mm
- max. recess depth 103 mm

For details and miscellaneous, see page 583.

		EUR
Concealed rough parts	35 003 970 90	305.40

36 050 970



Concealed single-lever mixer with integrated shower connection
 • without rosette

Intrinsic protection against back flow.

		EUR
Chrome	36 050 970-00	441.60
Brushed Platinum	36 050 970-06	706.20
Brushed Durabronz (23kt Gold)	36 050 970-28	883.20
Dark Chrome	36 050 970-19	662.40
Brushed Dark Platinum	36 050 970-99	795.30



Required miscellaneous

Concealed wall mounting

- min. recess depth 80 mm
- max. recess depth 105 mm

For details and miscellaneous, see page 584.

		EUR
Concealed rough parts	35 050 970 90	305.40



CL.1



CYO



IMO



Lissé



LULU



Madison



MEM



Meta



Tara.



VAIA



Shower



Concealed articles



Miscellaneous



Kitchen

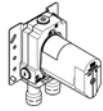
36 120 670



Concealed single-lever mixer with diverter

- automatic diverter
- cover plate 150 x 90 mm

		EUR
Chrome	36 120 670-00	573.60
Brushed Platinum	36 120 670-06	917.70
Brushed Durabronze (23kt Gold)	36 120 670-28	1,147.20
Dark Chrome	36 120 670-19	860.30
Brushed Dark Platinum	36 120 670-99	1,032.40



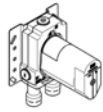
Required miscellaneous EUR

Concealed single-lever mixer

- min. recess depth 80 mm
- max. recess depth 105 mm

For details and miscellaneous, see page 587.

Concealed rough parts	35 020 970 90	225.50
-----------------------	---------------	--------



Required miscellaneous EUR

Concealed single-lever mixer with backflow preventer

- min. recess depth 80 mm
- max. recess depth 105 mm

For details and miscellaneous, see page 586.

Concealed rough parts	35 021 970 90	322.20
-----------------------	---------------	--------



Required miscellaneous EUR

xGRID Installation track 555 mm

Concealed rough parts	12 360 970 90	106.80
-----------------------	---------------	--------



Optional miscellaneous EUR

xGRID Attachment set for integrating in the dry wall construction

Concealed rough parts	12 340 970 90	107.50
-----------------------	---------------	--------

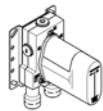
36 425 670



Concealed thermostat with one function volume control

- cover plate 150 x 90 mm
- temperature control handle with safety limit stop at 38 °C
- hot water temperature limiter, can be preset

		EUR
Chrome	36 425 670-00	719.60
Brushed Platinum	36 425 670-06	1,161.80
Brushed Durabronze (23kt Gold)	36 425 670-28	1,439.20
Dark Chrome	36 425 670-19	1,079.50
Brushed Dark Platinum	36 425 670-99	1,295.40



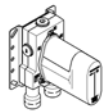
Required miscellaneous EUR

Concealed thermostat

- min. recess depth 80 mm
- max. recess depth 136 mm

For details and miscellaneous, see page 588.

Concealed rough parts	35 425 970 90	414.80
-----------------------	---------------	--------



Required miscellaneous EUR

Concealed thermostat with built-in isolators

- min. recess depth 80 mm
- max. recess depth 136 mm

For details and miscellaneous, see page 587.

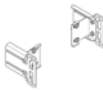
Concealed rough parts	35 426 970 90	435.70
-----------------------	---------------	--------



Required miscellaneous EUR

xGRID Installation track 555 mm

Concealed rough parts	12 360 970 90	106.80
-----------------------	---------------	--------



Optional miscellaneous EUR

xGRID Attachment set for integrating in the dry wall construction

Concealed rough parts	12 340 970 90	107.50
-----------------------	---------------	--------



CL.1



CYO



IMO



Lissé



LULU



Madison



MEM



Meta



Tara.



VAIA



Shower



Concealed articles



Miscellaneous



Kitchen

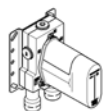
36 426 670



Concealed thermostat with two function volume control

- rotary diverter with volume control and shut-off function
- cover plate 150 x 90 mm
- temperature control handle with safety limit stop at 38 °C
- hot water temperature limiter, can be preset

		EUR
Chrome	36 426 670-00	853.20
Brushed Platinum	36 426 670-06	1,377.80
Brushed Durabronz (23kt Gold)	36 426 670-28	1,706.40
Dark Chrome	36 426 670-19	1,279.90
Brushed Dark Platinum	36 426 670-99	1,535.70



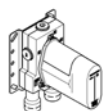
Required miscellaneous

Concealed thermostat

- min. recess depth 80 mm
- max. recess depth 136 mm

For details and miscellaneous, see page 588.

		EUR
Concealed rough parts	35 425 970 90	414.80



Required miscellaneous

Concealed thermostat with built-in isolators

- min. recess depth 80 mm
- max. recess depth 136 mm

For details and miscellaneous, see page 587.

		EUR
Concealed rough parts	35 426 970 90	435.70



Required miscellaneous

xGRID Installation track 555 mm

		EUR
Concealed rough parts	12 360 970 90	106.80



Optional miscellaneous

xGRID Attachment set for integrating in the dry wall construction

		EUR
Concealed rough parts	12 340 970 90	107.50

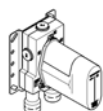
36 427 670



Concealed thermostat with three function volume control

- rotary diverter with volume control and shut-off function
- cover plate 150 x 90 mm
- temperature control handle with safety limit stop at 38 °C
- hot water temperature limiter, can be preset

		EUR
Chrome	36 427 670-00	904.70
Brushed Platinum	36 427 670-06	1,460.60
Brushed Durabronz (23kt Gold)	36 427 670-28	1,809.40
Dark Chrome	36 427 670-19	1,357.00
Brushed Dark Platinum	36 427 670-99	1,628.30



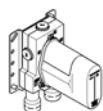
Required miscellaneous

Concealed thermostat

- min. recess depth 80 mm
- max. recess depth 136 mm

For details and miscellaneous, see page 589.

		EUR
Concealed rough parts	35 427 970 90	434.60



Required miscellaneous

Concealed thermostat with built-in isolators

- min. recess depth 80 mm
- max. recess depth 136 mm

For details and miscellaneous, see page 588.

		EUR
Concealed rough parts	35 428 970 90	455.90



Required miscellaneous

xGRID Installation track 555 mm

		EUR
Concealed rough parts	12 360 970 90	106.80



Optional miscellaneous

xGRID Attachment set for integrating in the dry wall construction

		EUR
Concealed rough parts	12 340 970 90	107.50

36 501 780 +
36 607 811 +
11 187 811

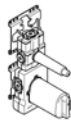


xTOOL Thermostat module with 1 valve 1/2"

- cover plate 120 x 120 mm
- handle Ø 60 mm
- temperature control handle with safety limit stop at 38 °C
- thermostat cartridge
- head part with cut-to-length spindle and sleeve

36 501 985-FF can also be used as an alternative.

		EUR
Chrome	1 x 36 501 780-00	1,229.10
	1 x 36 607 811-00	274.20
	1 x 11 187 811-00	53.90
	Total price:	1,557.20
Brushed Platinum	1 x 36 501 780-06	1,967.00
	1 x 36 607 811-06	438.70
	1 x 11 187 811-06	86.40
	Total price:	2,492.10
Brushed Durabronz (23kt Gold)	1 x 36 501 780-28	2,458.20
	1 x 36 607 811-28	548.40
	1 x 11 187 811-28	107.80
	Total price:	3,114.40
Dark Chrome	1 x 36 501 780-19	1,843.80
	1 x 36 607 811-19	411.30
	1 x 11 187 811-19	80.90
	Total price:	2,336.00
Brushed Dark Platinum	1 x 36 501 780-99	2,212.60
	1 x 36 607 811-99	493.80
	1 x 11 187 811-99	97.20
	Total price:	2,803.60



Required miscellaneous

xTOOL Concealed thermostat module with 1 valve

- min. recess depth 95 mm
- max. recess depth 160 mm

For details and miscellaneous, see page 591.

		EUR
Concealed rough parts	35 511 970 90	674.20



Required miscellaneous

xGRID Installation track 555 mm

		EUR
Concealed rough parts	12 360 970 90	106.80



Optional miscellaneous

xGRID Attachment set for integrating in the dry wall construction

		EUR
Concealed rough parts	12 340 970 90	107.50

36 503 780 +
2x 36 607 811 +
2x 11 187 811

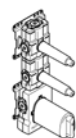


xTOOL Thermostat module with 2 valves 1/2"

- cover plate 120 x 120 mm
- handle Ø 60 mm
- temperature control handle with safety limit stop at 38 °C
- thermostat cartridge
- 2x head part with cut-to-length spindle and sleeve

36 503 985-FF can also be used as an alternative.

		EUR
Chrome	1 x 36 503 780-00	1,229.10
	2x 36 607 811-00	274.20
	2x 11 187 811-00	53.90
	Total price:	1,885.30
Brushed Platinum	1 x 36 503 780-06	1,967.00
	2x 36 607 811-06	438.70
	2x 11 187 811-06	86.40
	Total price:	3,017.20
Brushed Durabronz (23kt Gold)	1 x 36 503 780-28	2,458.20
	2x 36 607 811-28	548.40
	2x 11 187 811-28	107.80
	Total price:	3,770.60
Dark Chrome	1 x 36 503 780-19	1,843.80
	2x 36 607 811-19	411.30
	2x 11 187 811-19	80.90
	Total price:	2,828.20
Brushed Dark Platinum	1 x 36 503 780-99	2,212.60
	2x 36 607 811-99	493.80
	2x 11 187 811-99	97.20
	Total price:	3,394.60



Required miscellaneous

xTOOL Concealed thermostat module with 2 valves

- min. recess depth 95 mm
- max. recess depth 160 mm

For details and miscellaneous, see page 592.

		EUR
Concealed rough parts	35 521 970 90	1,123.80



Required miscellaneous

xTOOL Concealed thermostat module with 2 valves

- min. recess depth 95 mm
- max. recess depth 160 mm

For details and miscellaneous, see page 593.

		EUR
Concealed rough parts	35 524 970 90	1,111.50



Required miscellaneous

xGRID Installation track 555 mm

		EUR
Concealed rough parts	12 360 970 90	106.80



Optional miscellaneous

xGRID Attachment set for integrating in the dry wall construction

		EUR
Concealed rough parts	12 340 970 90	107.50



CL.1



CYO



IMO



Lissé



LULU



Madison



MEM



Meta



Tara.



VAIA



Shower



Concealed articles



Miscellaneous



Kitchen

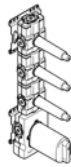
36 503 780 +
3x 36 607 811 +
3x 11 187 811



xTOOL Thermostat module with 3 valves 1/2"

- cover plate 120 x 120 mm
- handle Ø 60 mm
- temperature control handle with safety limit stop at 38 °C
- thermostat cartridge
- 3x head part with cut-to-length spindle and sleeve

36 503 985-FF can also be used as an alternative.

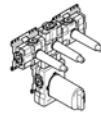


Required miscellaneous

xTOOL Concealed thermostat module with 3 valves

- min. recess depth 95 mm
- max. recess depth 160 mm

For details and miscellaneous, see page 594.



Required miscellaneous

xTOOL Concealed thermostat module with 3 valves

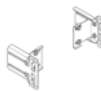
- min. recess depth 95 mm
- max. recess depth 160 mm

For details and miscellaneous, see page 595.



Required miscellaneous

xGRID Installation track 555 mm



Optional miscellaneous

xGRID Attachment set for integrating in the dry wall construction

		EUR
Chrome	1 x 36 503 780-00	1,229.10
	3 x 36 607 811-00	274.20
	3 x 11 187 811-00	53.90
	Total price:	2,213.40
Brushed Platinum	1 x 36 503 780-06	1,967.00
	3 x 36 607 811-06	438.70
	3 x 11 187 811-06	86.40
	Total price:	3,542.30
Brushed Durabronz (23kt Gold)	1 x 36 503 780-28	2,458.20
	3 x 36 607 811-28	548.40
	3 x 11 187 811-28	107.80
	Total price:	4,426.80
Dark Chrome	1 x 36 503 780-19	1,843.80
	3 x 36 607 811-19	411.30
	3 x 11 187 811-19	80.90
	Total price:	3,320.40
Brushed Dark Platinum	1 x 36 503 780-99	2,212.60
	3 x 36 607 811-99	493.80
	3 x 11 187 811-99	97.20
	Total price:	3,985.60

		EUR
Concealed rough parts	35 531 970 90	1,207.70

		EUR
Concealed rough parts	35 534 970 90	1,308.40

		EUR
Concealed rough parts	12 360 970 90	106.80

		EUR
Concealed rough parts	12 340 970 90	107.50



CL.1



CYO



IMO



Lissé



LULU



Madison



MEM



Meta



Tara.



VAIA



Shower



Concealed articles



Miscellaneous



Kitchen

36 501 780



xTOOL Concealed thermostat without volume control 1/2"

- cover plate 120 x 120 mm
- temperature control handle with safety limit stop at 38 °C
- thermostat cartridge

		EUR
Chrome	36 501 780-00	1,229.10
Brushed Platinum	36 501 780-06	1,967.00
Brushed Durabronz (23kt Gold)	36 501 780-28	2,458.20
Dark Chrome	36 501 780-19	1,843.80
Brushed Dark Platinum	36 501 780-99	2,212.60



Product alternative

xTOOL Concealed thermostat without volume control 3/4"

- 3/4" thermostat cartridge with integrated filters

		EUR
Chrome	36 503 780-00	1,229.10
Brushed Platinum	36 503 780-06	1,967.00
Brushed Durabronz (23kt Gold)	36 503 780-28	2,458.20
Dark Chrome	36 503 780-19	1,843.80
Brushed Dark Platinum	36 503 780-99	2,212.60



Required miscellaneous

xTOOL Concealed thermostat module without volume control

- min. recess depth 115 mm
- max. recess depth 155 mm

For details and miscellaneous, see page 590.

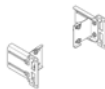
		EUR
Concealed rough parts	35 503 970 90	823.00



Required miscellaneous

xGRID Installation track 555 mm

		EUR
Concealed rough parts	12 360 970 90	106.80



Optional miscellaneous

xGRID Attachment set for integrating in the dry wall construction

		EUR
Concealed rough parts	12 340 970 90	107.50

36 501 985



xTOOL Concealed thermostat without volume control 1/2"

- cover plate 120 x 120 mm
- temperature control handle with safety limit stop at 38 °C
- thermostat cartridge

		EUR
Chrome	36 501 985-00	1,256.00
Brushed Platinum	36 501 985-06	2,009.70
Brushed Durabronz (23kt Gold)	36 501 985-28	2,512.00
Dark Chrome	36 501 985-19	1,884.20
Brushed Dark Platinum	36 501 985-99	2,260.80



Product alternative

xTOOL Concealed thermostat without volume control 3/4"

- 3/4" thermostat cartridge with integrated filters

		EUR
Chrome	36 503 985-00	1,256.00
Brushed Platinum	36 503 985-06	2,009.70
Brushed Durabronz (23kt Gold)	36 503 985-28	2,512.00
Dark Chrome	36 503 985-19	1,884.20
Brushed Dark Platinum	36 503 985-99	2,260.80



Required miscellaneous

xTOOL Concealed thermostat module without volume control

- min. recess depth 95 mm
- max. recess depth 160 mm

For details and miscellaneous, see page 590.

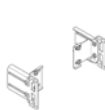
		EUR
Concealed rough parts	35 503 970 90	823.00



Required miscellaneous

xGRID Installation track 555 mm

		EUR
Concealed rough parts	12 360 970 90	106.80



Optional miscellaneous

xGRID Attachment set for integrating in the dry wall construction

		EUR
Concealed rough parts	12 340 970 90	107.50

36 607 741



Wall valve clockwise closing cold 1/2"

- without rosette
- handle Ø 60 mm
- with cold marking
- head part with cut-to-length spindle and sleeve

		EUR
Chrome	36 607 741-00	286.40
Brushed Platinum	36 607 741-06	458.10
Brushed Durabronz (23kt Gold)	36 607 741-28	572.80
Dark Chrome	36 607 741-19	429.60
Brushed Dark Platinum	36 607 741-99	515.60



Product alternative

Wall valve anti-clockwise closing hot 1/2"

- with hot marking

		EUR
Chrome	36 607 742-00	286.40
Brushed Platinum	36 607 742-06	458.10
Brushed Durabronz (23kt Gold)	36 607 742-28	572.80
Dark Chrome	36 607 742-19	429.60
Brushed Dark Platinum	36 607 742-99	515.60



Required miscellaneous

Wall valve 1/2"

- min. recess depth 85 mm
- max. recess depth 145 mm

		EUR
Concealed rough parts	35 607 970 90	86.60

For details and miscellaneous, see page 595.

36 607 716



Wall valve clockwise closing cold 1/2"

- rosette 60 x 60 mm
- with cold marking
- head part with cut-to-length spindle and sleeve

		EUR
Chrome	36 607 716-00	309.00
Brushed Platinum	36 607 716-06	494.50
Brushed Durabronz (23kt Gold)	36 607 716-28	618.00
Dark Chrome	36 607 716-19	463.50
Brushed Dark Platinum	36 607 716-99	556.20



Product alternative

Wall valve anti-clockwise closing hot 1/2"

- with hot marking

		EUR
Chrome	36 607 717-00	309.00
Brushed Platinum	36 607 717-06	494.50
Brushed Durabronz (23kt Gold)	36 607 717-28	618.00
Dark Chrome	36 607 717-19	463.50
Brushed Dark Platinum	36 607 717-99	556.20



Required miscellaneous

Wall valve 1/2"

- min. recess depth 105 mm
- max. recess depth 150 mm

		EUR
Concealed rough parts	35 607 970 90	86.60

For details and miscellaneous, see page 595.

36 607 715



Wall valve clockwise closing 1/2"

- rosette 60 x 60 mm
- without marking
- head part with cut-to-length spindle and sleeve

		EUR
Chrome	36 607 715-00	309.00
Brushed Platinum	36 607 715-06	494.50
Brushed Durabronz (23kt Gold)	36 607 715-28	618.00
Dark Chrome	36 607 715-19	463.50
Brushed Dark Platinum	36 607 715-99	556.20



Required miscellaneous

Wall valve 1/2"

- min. recess depth 105 mm
- max. recess depth 150 mm

		EUR
Concealed rough parts	35 607 970 90	86.60

For details and miscellaneous, see page 595.



CL.1



CYO



IMO



Lissé



LULU



Madison



MEM



Meta



Tara.



VAIA



Shower



Concealed articles



Miscellaneous



Kitchen

36 607 811 +
11 187 811



Wall valve clockwise closing 1/2"

- without marking
- without rosette
- handle Ø 60 mm
- head part with cut-to-length spindle and sleeve

		EUR
Chrome	1 x 36 607 811-00	274.20
	1 x 11 187 811-00	53.90
Total price:		328.10
platinum / platinum matt	1 x 36 607 811-36	438.90
	1 x 11 187 811-06	86.40
Total price:		525.30
Brushed Platinum	1 x 36 607 811-06	438.70
	1 x 11 187 811-06	86.40
Total price:		525.10
Durabross / Brushed Durabross (23kt Gold)	1 x 36 607 811-38	548.40
	1 x 11 187 811-28	107.80
Total price:		656.20
Brushed Durabross (23kt Gold)	1 x 36 607 811-28	548.40
	1 x 11 187 811-28	107.80
Total price:		656.20
Brushed Dark Platinum	1 x 36 607 811-99	493.80
	1 x 11 187 811-99	97.20
Total price:		591.00
Dark Chrome	1 x 36 607 811-19	411.30
	1 x 11 187 811-19	80.90
Total price:		492.20



Required miscellaneous

Wall valve 1/2"

- min. recess depth 75 mm
- max. recess depth 145 mm

For details and miscellaneous, see page 595.

		EUR
Concealed rough parts	35 607 970 90	86.60

36 607 812 +
11 187 811



Wall valve clockwise closing 1/2"

- without rosette
- handle Ø 60 mm
- without marking
- head part with cut-to-length spindle and sleeve

		EUR
Chrome	1 x 36 607 812-00	274.20
	1 x 11 187 811-00	53.90
Total price:		328.10
platinum / platinum matt	1 x 36 607 812-36	438.90
	1 x 11 187 811-06	86.40
Total price:		525.30
Brushed Platinum	1 x 36 607 812-06	438.70
	1 x 11 187 811-06	86.40
Total price:		525.10
Durabross / Brushed Durabross (23kt Gold)	1 x 36 607 812-38	548.40
	1 x 11 187 811-28	107.80
Total price:		656.20
Brushed Durabross (23kt Gold)	1 x 36 607 812-28	548.40
	1 x 11 187 811-28	107.80
Total price:		656.20
Brushed Dark Platinum	1 x 36 607 812-99	493.80
	1 x 11 187 811-99	97.20
Total price:		591.00
Dark Chrome	1 x 36 607 812-19	411.30
	1 x 11 187 811-19	80.90
Total price:		492.20



Product alternative

Handle insert hot

- with hot marking

with cold marking: 11 184 811-FF

		EUR
Chrome	11 183 811-00	53.90
Brushed Platinum	11 183 811-06	86.40
Platinum	11 183 811-08	86.40
Durabross (23kt Gold)	11 183 811-09	107.80
Brushed Durabross (23kt Gold)	11 183 811-28	107.80
Brushed Dark Platinum	11 183 811-99	97.20
Dark Chrome	11 183 811-19	80.90



Product alternative

Handle insert red

- with red marking

with blue marking: 11 181 811-FF

		EUR
Chrome	11 182 811-00	53.90
Brushed Platinum	11 182 811-06	86.40
Platinum	11 182 811-08	86.40
Durabross (23kt Gold)	11 182 811-09	107.80
Brushed Durabross (23kt Gold)	11 182 811-28	107.80
Brushed Dark Platinum	11 182 811-99	97.20
Dark Chrome	11 182 811-19	80.90



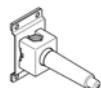
Product alternative

Handle insert H

- with H for hot marking

with cold marking "C": 11 186 811-FF

		EUR
Chrome	11 185 811-00	53.90
Brushed Platinum	11 185 811-06	86.40
Platinum	11 185 811-08	86.40
Durabross (23kt Gold)	11 185 811-09	107.80
Brushed Durabross (23kt Gold)	11 185 811-28	107.80
Brushed Dark Platinum	11 185 811-99	97.20
Dark Chrome	11 185 811-19	80.90



Required miscellaneous

Wall valve 1/2"

- min. recess depth 75 mm
- max. recess depth 145 mm

For details and miscellaneous, see page 595.

		EUR
Concealed rough parts	35 607 970 90	86.60

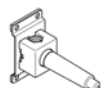
36 607 740



Wall valve clockwise closing 1/2"

- without rosette
- handle Ø 60 mm
- without marking
- head part with cut-to-length spindle and sleeve

		EUR
Chrome	36 607 740-00	274.20
Brushed Platinum	36 607 740-06	438.70
Brushed Durabross (23kt Gold)	36 607 740-28	548.40
Dark Chrome	36 607 740-19	411.50
Brushed Dark Platinum	36 607 740-99	493.70



Required miscellaneous

Wall valve 1/2"

- min. recess depth 85 mm
- max. recess depth 145 mm

For details and miscellaneous, see page 595.

		EUR
Concealed rough parts	35 607 970 90	86.60



CL.1



CYO



IMO



Lissé



LULU



Madison



MEM



Meta



Tara.



VAIA



Shower



Concealed articles



Miscellaneous



Kitchen

36 608 715



Wall valve clockwise closing 3/4"

- rosette 60 x 60 mm
- without marking
- head part with cut-to-length spindle and sleeve

		EUR
Chrome	36 608 715-00	309.00
Brushed Platinum	36 608 715-06	494.50
Brushed Durabronz (23kt Gold)	36 608 715-28	618.00
Dark Chrome	36 608 715-19	463.50
Brushed Dark Platinum	36 608 715-99	556.20



Required miscellaneous

Wall valve 3/4"

- min. recess depth 105 mm
- max. recess depth 150 mm

For details and miscellaneous, see page 596.

		EUR
Concealed rough parts	35 608 970 90	113.40

36 608 811 +
11 187 811



Wall valve clockwise closing 3/4"

- without marking
- without rosette
- handle Ø 60 mm
- head part with cut-to-length spindle and sleeve

		EUR
Chrome	1 x 36 608 811-00	274.20
	1 x 11 187 811-00	53.90
	Total price:	328.10
platinum / platinum matt	1 x 36 608 811-36	438.90
	1 x 11 187 811-06	86.40
	Total price:	525.30
Brushed Platinum	1 x 36 608 811-06	438.90
	1 x 11 187 811-06	86.40
	Total price:	525.30
Durabronz / Brushed Durabronz (23kt Gold)	1 x 36 608 811-38	548.40
	1 x 11 187 811-28	107.80
	Total price:	656.20
Brushed Durabronz (23kt Gold)	1 x 36 608 811-28	548.40
	1 x 11 187 811-28	107.80
	Total price:	656.20
Brushed Dark Platinum	1 x 36 608 811-99	493.80
	1 x 11 187 811-99	97.20
	Total price:	591.00



Required miscellaneous

Wall valve 3/4"

- min. recess depth 75 mm
- max. recess depth 145 mm

For details and miscellaneous, see page 596.

		EUR
Concealed rough parts	35 608 970 90	113.40

36 608 740



Wall valve clockwise closing 3/4"

- without rosette
- handle Ø 60 mm
- without marking
- head part with cut-to-length spindle and sleeve

		EUR
Chrome	36 608 740-00	274.20
Brushed Platinum	36 608 740-06	438.70
Brushed Durabronz (23kt Gold)	36 608 740-28	548.40
Dark Chrome	36 608 740-19	411.50
Brushed Dark Platinum	36 608 740-99	493.70



Required miscellaneous

Wall valve 3/4"

- min. recess depth 85 mm
- max. recess depth 145 mm

For details and miscellaneous, see page 596.

		EUR
Concealed rough parts	35 608 970 90	113.40

20 000 811 +
11 187 811



Deck valve clockwise closing

- without marking
- hole diameter valve 32 mm
- without rosette
- handle Ø 60 mm

		EUR
Chrome	1 x 20 000 811-00	306.00
	1 x 11 187 811-00	53.90
Total price:		359.90
platinum / platinum matt	1 x 20 000 811-36	489.30
	1 x 11 187 811-06	86.40
Total price:		575.70
Brushed Platinum	1 x 20 000 811-06	489.30
	1 x 11 187 811-06	86.40
Total price:		575.70
Durabrand / Brushed Durabrand (23kt Gold)	1 x 20 000 811-38	612.00
	1 x 11 187 811-28	107.80
Total price:		719.80
Brushed Durabrand (23kt Gold)	1 x 20 000 811-28	612.00
	1 x 11 187 811-28	107.80
Total price:		719.80
Brushed Dark Platinum	1 x 20 000 811-99	550.60
	1 x 11 187 811-99	97.20
Total price:		647.80



Product alternative

Handle insert hot

- with hot marking

with cold marking: 11 184 811-FF

		EUR
Chrome	11 183 811-00	53.90
Brushed Platinum	11 183 811-06	86.40
Platinum	11 183 811-08	86.40
Durabrand (23kt Gold)	11 183 811-09	107.80
Brushed Durabrand (23kt Gold)	11 183 811-28	107.80
Brushed Dark Platinum	11 183 811-99	97.20



Product alternative

Handle insert red

- with red marking

with blue marking: 11 181 811-FF

		EUR
Chrome	11 182 811-00	53.90
Brushed Platinum	11 182 811-06	86.40
Platinum	11 182 811-08	86.40
Durabrand (23kt Gold)	11 182 811-09	107.80
Brushed Durabrand (23kt Gold)	11 182 811-28	107.80
Brushed Dark Platinum	11 182 811-99	97.20



Product alternative

Handle insert H

- with H for hot marking

with cold marking "C": 11 186 811-FF

		EUR
Chrome	11 185 811-00	53.90
Brushed Platinum	11 185 811-06	86.40
Platinum	11 185 811-08	86.40
Durabrand (23kt Gold)	11 185 811-09	107.80
Brushed Durabrand (23kt Gold)	11 185 811-28	107.80
Brushed Dark Platinum	11 185 811-99	97.20

20 000 715



Deck valve clockwise closing hot

- hole diameter 32 mm
- rosette 60 x 60 mm
- with hot marking

		EUR
Chrome	20 000 715-00	380.20
Brushed Platinum	20 000 715-06	608.30
Brushed Durabrand (23kt Gold)	20 000 715-28	760.40
Dark Chrome	20 000 715-19	570.30
Brushed Dark Platinum	20 000 715-99	684.30



Product alternative

Deck valve anti-clockwise closing cold

- with hot marking

		EUR
Chrome	20 000 716-00	380.20
Brushed Platinum	20 000 716-06	608.30
Brushed Durabrand (23kt Gold)	20 000 716-28	760.40
Dark Chrome	20 000 716-19	570.30
Brushed Dark Platinum	20 000 716-99	684.30



CL.1



CYO



IMO



Lissé



LULU



Madison



MEM



Meta



Tara.



VAIA



Shower



Concealed articles



Miscellaneous



Kitchen

20 004 715 	Deck valve clockwise closing hot • hole diameter 32 mm • rosette 60 x 47 mm • with hot marking	EUR		
		Chrome	20 004 715-00	380.20
		Brushed Platinum	20 004 715-06	608.30
		Brushed Durabronz (23kt Gold)	20 004 715-28	760.40
		Dark Chrome	20 004 715-19	570.30
		Brushed Dark Platinum	20 004 715-99	684.30



Product alternative **EUR**

Deck valve anti-clockwise closing cold • with hot marking	EUR		
	Chrome	20 004 716-00	380.20
	Brushed Platinum	20 004 716-06	608.30
	Brushed Durabronz (23kt Gold)	20 004 716-28	760.40
	Dark Chrome	20 004 716-19	570.30
Brushed Dark Platinum	20 004 716-99	684.30	

20 000 740 	Deck valve clockwise closing cold • hole diameter 32 mm • handle Ø 60 mm • without rosette • with cold marking	EUR		
		Chrome	20 000 740-00	306.00
		Brushed Platinum	20 000 740-06	489.30
		Brushed Durabronz (23kt Gold)	20 000 740-28	612.00
		Dark Chrome	20 000 740-19	459.00
		Brushed Dark Platinum	20 000 740-99	550.60



Product alternative **EUR**

Deck valve anti-clockwise closing hot • with hot marking	EUR		
	Chrome	20 000 741-00	306.00
	Brushed Platinum	20 000 741-06	489.30
	Brushed Durabronz (23kt Gold)	20 000 741-28	612.00
	Dark Chrome	20 000 741-19	459.00
Brushed Dark Platinum	20 000 741-99	550.60	

36 200 740 	NEW Concealed two-way diverter • rotary diverter • without rosette • handle Ø 60 mm	EUR		
		Chrome	36 200 740-00	325.30
		Brushed Platinum	36 200 740-06	520.60
		Brushed Durabronz (23kt Gold)	36 200 740-28	650.60
		Dark Chrome	36 200 740-19	488.10
		Brushed Dark Platinum	36 200 740-99	585.60



Required miscellaneous **EUR**

Concealed two-way diverter • min. recess depth 85 mm • max. recess depth 160 mm For details and miscellaneous, see page 596.	Concealed rough parts	35 202 970 90	281.70
--	-----------------------	---------------	--------

36 210 740 	NEW Concealed three-way diverter • rotary diverter • without rosette • handle Ø 60 mm	EUR		
		Chrome	36 210 740-00	325.30
		Brushed Platinum	36 210 740-06	520.60
		Brushed Durabronz (23kt Gold)	36 210 740-28	650.60
		Dark Chrome	36 210 740-19	488.10
		Brushed Dark Platinum	36 210 740-99	585.60



Required miscellaneous **EUR**

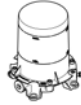
Concealed three-way diverter • min. recess depth 85 mm • max. recess depth 160 mm For details and miscellaneous, see page 596.	Concealed rough parts	35 203 970 90	343.00
--	-----------------------	---------------	--------

25 863 811



Single-lever bath mixer with stand pipe for free-standing assembly with hand shower set

- **253 mm projection**
- rectangular, air-enriched flow
- complete hand shower set: normal flow
- bar-type hand shower with anti-scale system
- wall bracket
- automatic bath/shower diverter
- total height 980 - 1050 mm
- stand pipe height 598 - 668 mm
- height up to aerator 903 - 973 mm
- push-on rosette 131 x 131 mm
- metal shower hose 1250 mm with integrated anti-twist protection
- max. spout flow rate 26.5 l/min
- max. flow for complete hand shower set 6.8 l/min



Required miscellaneous

Concealed floor mounting

- min. recess depth 80 mm
- max. recess depth 150 mm

For details and miscellaneous, see page 596.

		EUR
Chrome	25 863 811-00	4,624.80
Brushed Platinum	25 863 811-06	7,399.60
Brushed Durabronze (23kt Gold)	25 863 811-28	9,249.60
Dark Chrome	25 863 811-19	6,937.20
Brushed Dark Platinum	25 863 811-99	8,324.50

		EUR
Concealed rough parts	35 945 970 90	799.60

27 632 811



Bath shower set for bath rim or tile edge installation

- **167 mm projection**
- complete hand shower set: normal flow
- spout: rectangular normal flow
- complete hand shower set with anti-scale system
- automatic bath/shower diverter
- height of mixer 198 mm
- height up to aerator 133 mm
- hole diameter spout 28 mm
- hole diameter for complete hand shower set 32 mm
- rosette for mixer 60 x 60 mm
- rosette for complete hand shower set 60 x 60 mm
- metal shower hose 1750 mm with integrated anti-twist protection
- max. flow 23.8 l/min at 3 bar flow pressure
- max. flow for complete hand shower set 6.8 l/min

Intrinsic protection against back flow.

		EUR
Chrome	27 632 811-00	2,290.10
Brushed Platinum	27 632 811-06	3,664.10
Brushed Durabronze (23kt Gold)	27 632 811-28	4,580.20
Dark Chrome	27 632 811-19	3,435.20
Brushed Dark Platinum	27 632 811-99	4,122.10



CL.1



CYO



IMO



Lissé



LULU



Madison



MEM



Meta



Tara.



VAIA



Shower



Concealed articles



Miscellaneous



Kitchen

27 523 811 +
11 283 811



Five-hole bath mixer for bath rim or tile edge installation

- 167 mm projection
- rectangular, air-enriched flow
- height of mixer 198 mm
- height up to aerator 133 mm
- complete hand shower set: normal flow
- complete hand shower set with anti-scale system
- hole diameter spout 32 mm
- hole diameter valve 32 mm
- rosette for complete hand shower set 60 x 60 mm
- handle Ø 60 mm
- metal shower hose 1750 mm with integrated anti-twist protection
- max. flow 23.8 l/min at 3 bar flow pressure
- max. flow for complete hand shower set 6.8 l/min
- with hot / cold marking

Intrinsic protection against back flow.

		EUR
Chrome	1 x 27 523 811-00	3,100.50
	1 x 11 283 811-00	108.00
Total price:		3,208.50
Brushed Platinum	1 x 27 523 811-06	4,960.90
	1 x 11 283 811-06	172.70
Total price:		5,133.60
Brushed Durabronz (23kt Gold)	1 x 27 523 811-28	6,201.00
	1 x 11 283 811-28	216.00
Total price:		6,417.00
Dark Chrome	1 x 27 523 811-19	4,650.80
	1 x 11 283 811-19	162.00
Total price:		4,812.80
Brushed Dark Platinum	1 x 27 523 811-99	5,580.70
	1 x 11 283 811-99	194.40
Total price:		5,775.10



Product alternative

Handle insert set red & blue

- with red & blue marking
- for three-hole basin mixers and five-hole bath mixers

		EUR
Chrome	11 284 811-00	108.00
Brushed Platinum	11 284 811-06	172.70
Platinum	11 284 811-08	172.70
Durabronz (23kt Gold)	11 284 811-09	216.00
Brushed Durabronz (23kt Gold)	11 284 811-28	216.00
Dark Chrome	11 284 811-19	162.00
Brushed Dark Platinum	11 284 811-99	194.40



Product alternative

Handle insert set H&C

- hot / cold marking with H&C
- for three-hole basin mixers and five-hole bath mixers

		EUR
Chrome	11 285 811-00	108.00
Brushed Platinum	11 285 811-06	172.70
Platinum	11 285 811-08	172.70
Durabronz (23kt Gold)	11 285 811-09	216.00
Brushed Durabronz (23kt Gold)	11 285 811-28	216.00
Dark Chrome	11 285 811-19	162.00
Brushed Dark Platinum	11 285 811-99	194.40

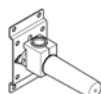
13 801 811



Bath spout for wall mounting

- 190 mm projection
- rectangular, air-enriched flow
- hole diameter 37 mm
- 1/2" connection
- max. flow 23.8 l/min at 3 bar flow pressure

		EUR
Chrome	13 801 811-00	777.10
Brushed Platinum	13 801 811-06	1,243.40
Brushed Durabronz (23kt Gold)	13 801 811-28	1,554.20
Dark Chrome	13 801 811-19	1,165.70
Brushed Dark Platinum	13 801 811-99	1,398.80



Optional miscellaneous

Concealed wall elbow

- min. recess depth 90 mm
- max. recess depth 163 mm

For details and miscellaneous, see page 603.

		EUR
Concealed rough parts	35 085 970 90	116.90

27 702 980



Hand shower set for bath rim or tile edge installation

- normal flow
- with anti-scale system
- rosette 60 x 60 mm
- hole diameter 32 mm
- metal shower hose 2250 mm with integrated anti-twist protection
- max. flow 6.8 l/min

Two-piece design allows hose to later be changed without dismantling the fitting.

Intrinsic protection against back flow.

		EUR
Chrome	27 702 980-00	543.50
Brushed Platinum	27 702 980-06	869.40
Brushed Durabronz (23kt Gold)	27 702 980-28	1,087.00
Dark Chrome	27 702 980-19	815.20
Brushed Dark Platinum	27 702 980-99	978.20

29 140 670



Two-way diverter for bath rim or tile edge installation

- automatic bath/shower diverter
- hole diameter 32 mm
- rosette 60 x 60 mm
- 1/2" connection
- max. flow 64.9 l/min at 3 bar flow pressure

		EUR
Chrome	29 140 670-00	830.00
Brushed Platinum	29 140 670-06	1,328.00
Brushed Durabronz (23kt Gold)	29 140 670-28	1,660.00
Dark Chrome	29 140 670-19	1,244.90
Brushed Dark Platinum	29 140 670-99	1,494.00

29 300 670



Single-lever bath mixer for bath rim or tile edge installation

- rosette 60 x 60 mm
- hole diameter 35 mm
- max. flow 35.7 l/min at 3 bar flow pressure

		EUR
Chrome	29 300 670-00	643.40
Brushed Platinum	29 300 670-06	1,029.40
Brushed Durabronz (23kt Gold)	29 300 670-28	1,286.80
Dark Chrome	29 300 670-19	965.00
Brushed Dark Platinum	29 300 670-99	1,158.00

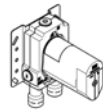
36 120 670



Concealed single-lever mixer with diverter

- automatic diverter
- cover plate 150 x 90 mm

		EUR
Chrome	36 120 670-00	573.60
Brushed Platinum	36 120 670-06	917.70
Brushed Durabronz (23kt Gold)	36 120 670-28	1,147.20
Dark Chrome	36 120 670-19	860.30
Brushed Dark Platinum	36 120 670-99	1,032.40



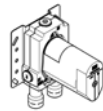
Required miscellaneous

Concealed single-lever mixer

- min. recess depth 80 mm
- max. recess depth 105 mm

For details and miscellaneous, see page 587.

		EUR
Concealed rough parts	35 020 970 90	225.50



Required miscellaneous

Concealed single-lever mixer with backflow preventor

- min. recess depth 80 mm
- max. recess depth 105 mm

For details and miscellaneous, see page 586.

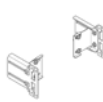
		EUR
Concealed rough parts	35 021 970 90	322.20



Required miscellaneous

xGRID Installation track 555 mm

		EUR
Concealed rough parts	12 360 970 90	106.80



Optional miscellaneous

xGRID Attachment set for integrating in the dry wall construction

		EUR
Concealed rough parts	12 340 970 90	107.50

36 243 970



Pop-up waste and overflow

- drain Ø 52 mm

Also suitable for king-size baths.

		EUR
Chrome	36 243 970-00	210.40
Brushed Platinum	36 243 970-06	336.90
Brushed Durabronz (23kt Gold)	36 243 970-28	420.80
Dark Chrome	36 243 970-19	315.70
Brushed Dark Platinum	36 243 970-99	378.60



Required miscellaneous

Pop-up waste and overflow

- bowden cable length 725 mm

		EUR
Concealed rough parts	35 227 970 90	170.60

36 247 970



Bath spout with pop-up waste and overflow

- drain Ø 52 mm
- max. flow 27.8 l/min at 3 bar flow pressure

Also suitable for king-size baths.

In combination with 35 021 970 90 concealed single-lever mixer, is intrinsically safe under DIN EN 1717. Alternatively, ensure protection with vacuum breaker 35 150 970 90.



Required miscellaneous

Bath spout with pop-up waste and overflow

- bowden cable length 725 mm

		EUR
Chrome	36 247 970-00	318.30
Brushed Platinum	36 247 970-06	509.30
Brushed Durabronz (23kt Gold)	36 247 970-28	636.60
Dark Chrome	36 247 970-19	477.50
Brushed Dark Platinum	36 247 970-99	572.80

		EUR
Concealed rough parts	35 248 970 90	469.80



Required miscellaneous

Vacuum breaker

		EUR
Chrome	36 150 970-00	87.30
Brushed Platinum	36 150 970-06	139.60
Brushed Durabronz (23kt Gold)	36 150 970-28	174.60
Dark Chrome	36 150 970-19	130.90
Brushed Dark Platinum	36 150 970-99	157.00



Required miscellaneous

Vacuum breaker

- 3/4" connection

		EUR
Concealed rough parts	35 150 970 90	299.60



CL.1



CYO



IMO



Lissé



LULU



Madison



MEM



Meta



Tara.



VAIA



Shower



Concealed articles



Miscellaneous



Kitchen

83 030 780



Bath grip

- gauge 185 mm
- width 300 mm
- height 35 mm
- 65 mm projection

		EUR
Chrome	83 030 780-00	401.50
Brushed Platinum	83 030 780-06	642.10
Brushed Durabrass (23kt Gold)	83 030 780-28	803.00
Dark Chrome	83 030 780-19	602.30
Brushed Dark Platinum	83 030 780-99	722.50

83 060 780



Towel bar

- gauge 400 mm
- width 600 mm
- height 35 mm
- 80 mm projection

		EUR
Chrome	83 060 780-00	459.10
Brushed Platinum	83 060 780-06	734.40
Brushed Durabrass (23kt Gold)	83 060 780-28	918.20
Dark Chrome	83 060 780-19	688.60
Brushed Dark Platinum	83 060 780-99	826.30

83 070 780

NEW



Towel bar

- gauge 320 mm
- width 450 mm
- height 35 mm
- 80 mm projection

		EUR
Chrome	83 070 780-00	481.60

83 210 780



Towel bar in two parts non-swivel

- width 90 mm
- height 35 mm
- 420 mm projection

		EUR
Chrome	83 210 780-00	407.40
Brushed Platinum	83 210 780-06	652.00
Brushed Durabrass (23kt Gold)	83 210 780-28	814.80
Dark Chrome	83 210 780-19	611.20
Brushed Dark Platinum	83 210 780-99	733.20

83 200 811



Towel ring round

- width 200 mm
- 118 mm projection

		EUR
Chrome	83 200 811-00	459.10
Brushed Platinum	83 200 811-06	734.60
Brushed Durabrass (23kt Gold)	83 200 811-28	918.20
Dark Chrome	83 200 811-19	688.70
Brushed Dark Platinum	83 200 811-99	826.40

83 200 780



Towel ring angular

- width 190 mm
- height 35 mm
- 105 mm projection

		EUR
Chrome	83 200 780-00	324.10
Brushed Platinum	83 200 780-06	518.60
Brushed Durabrass (23kt Gold)	83 200 780-28	648.20
Dark Chrome	83 200 780-19	486.30
Brushed Dark Platinum	83 200 780-99	583.40

83 251 220



Hooks

- 55 mm projection

Goes with ELIO, ENO, META SQUARE, SYNC, TARA ULTRA and MEM

		EUR
Chrome	83 251 220-00	42.70
Brushed Platinum	83 251 220-06	68.10
Brushed Durabrass (23kt Gold)	83 251 220-28	85.40
Dark Chrome	83 251 220-19	64.00
Brushed Dark Platinum	83 251 220-99	76.80

83 251 780



Hooks

- width 19 mm
- height 44 mm
- 35 mm projection

Goes with LOT

		EUR
Chrome	83 251 780-00	109.20
Brushed Platinum	83 251 780-06	174.70
Brushed Durabrass (23kt Gold)	83 251 780-28	218.40
Dark Chrome	83 251 780-19	163.80
Brushed Dark Platinum	83 251 780-99	196.70

83 410 979



Soap dish wall model

- width 120 mm
- height 20 mm
- 145 mm projection

		EUR
Chrome	83 410 979-00	275.40
Brushed Platinum	83 410 979-06	440.60
Brushed Durabronz (23kt Gold)	83 410 979-28	550.80
Dark Chrome	83 410 979-19	413.20
Brushed Dark Platinum	83 410 979-99	495.80

83 410 780



Soap dish wall model

- width 120 mm
- height 45 mm
- 120 mm projection

		EUR
Chrome	83 410 780-00	364.30
Brushed Platinum	83 410 780-06	582.30
Brushed Durabronz (23kt Gold)	83 410 780-28	728.60
Dark Chrome	83 410 780-19	546.40
Brushed Dark Platinum	83 410 780-99	655.70

84 410 780



Soap dish free-standing model

- 119 x 119 x 10 mm

		EUR
Chrome	84 410 780-00	335.00
Brushed Platinum	84 410 780-06	535.70
Brushed Durabronz (23kt Gold)	84 410 780-28	670.00
Dark Chrome	84 410 780-19	502.60
Brushed Dark Platinum	84 410 780-99	603.00

83 435 970



Dispenser wall model

- bottle made of crystal glass, matt
- width 60 mm
- height 200 mm
- 250 ml bottle
- 96 mm projection

		EUR
Chrome	83 435 970-00	435.60
Brushed Platinum	83 435 970-06	696.90
Brushed Durabronz (23kt Gold)	83 435 970-28	871.20
Dark Chrome	83 435 970-19	653.40
Brushed Dark Platinum	83 435 970-99	784.10

84 430 811



Dispenser free-standing model

- Textured brown glass, matt
- width 60 mm
- height 182 mm
- 175 ml bottle
- 59 mm projection

		EUR
Chrome	84 430 811-00	435.60
Brushed Platinum	84 430 811-06	696.90
Brushed Durabronz (23kt Gold)	84 430 811-28	871.20
Dark Chrome	84 430 811-19	653.40
Brushed Dark Platinum	84 430 811-99	784.00

84 435 970



Dispenser free-standing model

- bottle made of crystal glass, matt
- width 60 mm
- height 200 mm
- 250 ml bottle
- 59 mm projection

Goes with ELIO, ENO, META SQUARE, SYNC, TARA, TARA ULTRA and MEM

		EUR
Chrome	84 435 970-00	401.30
Brushed Platinum	84 435 970-06	641.60
Brushed Durabronz (23kt Gold)	84 435 970-28	802.60
Dark Chrome	84 435 970-19	602.10
Brushed Dark Platinum	84 435 970-99	722.40

83 400 979



Tumbler holder wall model

- crystal glass, transparent
- width 60 mm
- height 120 mm
- 110 mm projection

		EUR
Chrome	83 400 979-00	265.50
Brushed Platinum	83 400 979-06	424.80
Brushed Durabronz (23kt Gold)	83 400 979-28	531.00
Dark Chrome	83 400 979-19	398.30
Brushed Dark Platinum	83 400 979-99	477.80



Optional miscellaneous

Crystal tumbler

		EUR
	08 90 00 008 84	57.00



CL.1



CYO



IMO



Lissé



LULU



Madison



MEM



Meta



Tara.



VAIA



Shower



Concealed articles



Miscellaneous



Kitchen

83 401 979



Tumbler holder wall model

- crystal glass brush holder, matte
- width 60 mm
- height 120 mm
- 110 mm projection

		EUR
Chrome	83 401 979-00	265.50
Brushed Platinum	83 401 979-06	424.80
Brushed Durabronz (23kt Gold)	83 401 979-28	531.00
Dark Chrome	83 401 979-19	398.30
Brushed Dark Platinum	83 401 979-99	477.80



Optional miscellaneous

Crystal tumbler

		EUR
	08 90 00 008 82	68.00

83 400 780



Tumbler holder wall model

- crystal glass
- width 75 mm
- height 118 mm
- 85 mm projection

		EUR
Chrome	83 400 780-00	356.30
Brushed Platinum	83 400 780-06	570.20
Brushed Durabronz (23kt Gold)	83 400 780-28	712.60
Dark Chrome	83 400 780-19	534.50
Brushed Dark Platinum	83 400 780-99	641.20



Optional miscellaneous

Crystal tumbler

		EUR
	08 90 00 008 84	57.00

83 281 530




Corner soap basket

- width 150 mm
- height 40 mm
- 165 mm projection

		EUR
Chrome	83 281 530-00	216.20
Brushed Platinum	83 281 530-06	345.70
Brushed Durabronz (23kt Gold)	83 281 530-28	432.40
Dark Chrome	83 281 530-19	324.20
Brushed Dark Platinum	83 281 530-99	388.90

83 290 970



Shower basket for wall mounting

- width 200 mm
- height 70 mm
- 115 mm projection

		EUR
Chrome	83 290 970-00	210.90
Brushed Platinum	83 290 970-06	337.50
Brushed Durabronz (23kt Gold)	83 290 970-28	421.80
Dark Chrome	83 290 970-19	316.40
Brushed Dark Platinum	83 290 970-99	379.70

82 290 970



Shower basket for subsequent mounting on riser

- width 200 mm
- height 62 mm
- 125 mm projection

		EUR
Chrome	82 290 970-00	210.90
Brushed Platinum	82 290 970-06	337.50
Brushed Durabronz (23kt Gold)	82 290 970-28	421.80
Dark Chrome	82 290 970-19	316.40
Brushed Dark Platinum	82 290 970-99	379.70

83 500 780



Tissue holder without cover

- width 140 mm
- height 35 mm
- 85 mm projection

		EUR
Chrome	83 500 780-00	292.80
Brushed Platinum	83 500 780-06	468.40
Brushed Durabronz (23kt Gold)	83 500 780-28	585.60
Dark Chrome	83 500 780-19	439.20
Brushed Dark Platinum	83 500 780-99	527.00

83 590 780



Reserve tissue holder

- width 132 mm
- height 35 mm
- 116 mm projection

		EUR
Chrome	83 590 780-00	292.80
Brushed Platinum	83 590 780-06	468.40
Brushed Durabronz (23kt Gold)	83 590 780-28	585.60
Dark Chrome	83 590 780-19	439.20
Brushed Dark Platinum	83 590 780-99	527.00



CL.1



CYO



IMO



Lissé



LULU



Madison



MEM



Meta



Tara.



VAIA



Shower



Concealed articles



Miscellaneous



Kitchen

83 900 780

Toilet brush set wall model

- crystal glass brush holder, matte
- brush, matte black
- width 118 mm
- height 415 mm
- 118 mm projection



Optional miscellaneous

	EUR
Brush matte black	90 18 50 601 00 90 34.00

Optional miscellaneous

	EUR
Glass matte	08 90 04 008 82 81.00

Optional miscellaneous

	EUR
Brush handle	
Chrome	90 20 97 507 00-00 87.00
Brushed Platinum	90 20 97 507 00-06 164.00
Brushed Durabross (23kt Gold)	90 20 97 507 00-28 203.00
Dark Chrome	90 20 97 507 00-19 114.00
Brushed Dark Platinum	90 20 97 507 00-99 136.00

83 910 979

Toilet brush set wall model

- brush, matte black
- width 100 mm
- height 456 mm
- 110 mm projection



Optional miscellaneous

	EUR
Brush matte black	90 18 50 601 00 90 34.00

Optional miscellaneous

	EUR
Brush handle	
Chrome	90 20 97 505 01-00 171.00
Brushed Platinum	90 20 97 505 01-06 309.00
Brushed Durabross (23kt Gold)	90 20 97 505 01-28 374.00
Dark Chrome	90 20 97 505 01-19 204.00
Brushed Dark Platinum	90 20 97 505 01-99 298.00

84 910 979

Toilet brush set free-standing model

- brush, matte black
- width 100 mm
- height 456 mm



Optional miscellaneous

	EUR
Brush matte black	90 18 50 601 00 90 34.00

Optional miscellaneous

	EUR
Brush handle	
Chrome	90 20 97 505 01-00 171.00
Brushed Platinum	90 20 97 505 01-06 309.00
Brushed Durabross (23kt Gold)	90 20 97 505 01-28 374.00
Dark Chrome	90 20 97 505 01-19 204.00
Brushed Dark Platinum	90 20 97 505 01-99 298.00

12 660 979



Cover plate for the concealed WC cistern made by TeCe

- cover plate 150 x 240 x 15 mm
- flush handle with rotary operation and two-volume technology (full flush/partial flush)

This product is compatible with the following TECE products:

- TECEprofil dry wall construction, article numbers: 9300300, 9300322, 9300301, 9300344, 9300309, 9300303, 9300388, 9300366, 9300100, 9300101
- TECEbox wet wall construction, article numbers: 9370300, 9375300, 9371300

		EUR
Chrome	12 660 979-00	811.30
Brushed Platinum	12 660 979-06	1,298.30
Brushed Durabronz (23kt Gold)	12 660 979-28	1,622.60
Dark Chrome	12 660 979-19	1,216.90
Brushed Dark Platinum	12 660 979-99	1,460.40

82 424 970



Dispenser without rosette

- **124 mm projection**
- 500 ml bottle
- can be filled from the top
- rotating pump head
- height 125 mm
- width 30 mm
- hole diameter 25 mm

Goes with ELIO, ENO, META SQUARE, SYNC, TARA ULTRA and MEM

		EUR
Chrome	82 424 970-00	261.00
Brushed Platinum	82 424 970-06	417.50
Brushed Durabronz (23kt Gold)	82 424 970-28	522.00
Dark Chrome	82 424 970-19	391.60
Brushed Dark Platinum	82 424 970-99	469.70



IMO
Sieger Design

Basin
from page 120

Bidet
from page 126

Shower
from page 127

Thermostats, Mixers,
Diverter and Valves
from page 144

Bath
from page 151

Accessories
from page 153

Detailed product information, documents, dimensional drawings and 3D objects can be found online at www.dornbracht.com.



CL.1



CYO



IMO



Lissé



LULU



Madison



MEM



Meta



Tara.



VAIA



Shower



Concealed
articles



Miscellaneous



Kitchen

Basin fittings overview

Single-lever basin mixers

130 mm projection



33 500 670
33 521 670*

105 mm projection



33 507 670

With raised base

165 mm projection



33 537 670*

Wall-mounted single-lever basin mixers

170 mm projection



36 861 670

140 mm projection



36 860 670

Wall-mounted basin spout

170 mm projection



13 800 670

Single-lever basin mixer with high spout

150 mm projection



33 526 670*

Three-hole basin mixer

165 mm projection



20 713 670

Deck-mounted basin spout

165 mm projection



13 716 670*



CL.1



CYO



IMO

Overview of bath fittings

Three-hole single-lever bath mixer



27 412 670

Bath spout



13 801 670

Hand shower



27 702 980

Single-lever mixers



29 300 670



36 120 670

Diverter



29 140 670

Integrated bath filler



36 247 970

Miscellaneous



36 243 970



Lissé



LULU



Madison



MEM



Meta



Tara.



VAIA



Shower



Concealed articles



Miscellaneous



Kitchen

33 507 670



Single-lever basin mixer with pop-up waste

- 105 mm projection
- fixed spout
- rectangular, air-enriched flow
- height of mixer 149 mm
- height up to aerator 80 mm
- hole diameter 35 mm
- rosette Ø 52 mm optional
- **progressive cartridge**
- 2x screw-in M 10 x 1 pressure hose, leak-tested
- max. flow 7 l/min
- lead-free

Only suitable for basins with an overflow.

		EUR
Chrome	33 507 670-00	598.20
Brushed Chrome	33 507 670-93	777.70
Platinum	33 507 670-08	957.00
Brushed Platinum	33 507 670-06	957.00
Brushed Durabronz (23kt Gold)	33 507 670-28	1,196.40
Brushed Dark Platinum	33 507 670-99	1,076.70



Product alternative

Single-lever basin mixer without pop-up waste

- without pop-up waste

		EUR
Chrome	33 527 670-00	550.70
Brushed Chrome	33 527 670-93	715.90
Brushed Platinum	33 527 670-06	881.30

33 500 670



Single-lever basin mixer with pop-up waste

- 130 mm projection
- fixed spout
- rectangular, air-enriched flow
- height of mixer 154 mm
- height up to aerator 80 mm
- hole diameter 35 mm
- 2x screw-in M 10 x 1 pressure hose, leak-tested
- max. flow 7 l/min
- lead-free

Only suitable for basins with an overflow.

		EUR
Chrome	33 500 670-00	629.70
Brushed Chrome	33 500 670-93	818.60
Platinum	33 500 670-08	1,007.40
Brushed Platinum	33 500 670-06	1,007.40
Brushed Durabronz (23kt Gold)	33 500 670-28	1,259.40
Brushed Dark Platinum	33 500 670-99	1,133.20



Product alternative

Single-lever basin mixer without pop-up waste

- without pop-up waste

		EUR
Chrome	33 521 670-00	582.10
Brushed Chrome	33 521 670-93	756.70
Brushed Platinum	33 521 670-06	931.40

33 537 670



Single-lever basin mixer with raised base without pop-up waste

- 165 mm projection
- fixed spout
- rectangular, air-enriched flow
- height of mixer 358 mm
- height up to aerator 247 mm
- hole diameter 35 mm
- 2x screw-in M 10 x 1 pressure hose, leak-tested
- max. flow 7 l/min
- lead-free

for use on counter-top bowls

		EUR
Chrome	33 537 670-00	881.30
Brushed Chrome	33 537 670-93	1,145.70
Brushed Platinum	33 537 670-06	1,410.10

33 526 670



Single-lever basin mixer with high spout without pop-up waste

- 150 mm projection
- fixed spout
- rectangular, air-enriched flow
- height of mixer 265 mm
- height up to aerator 212 mm
- hole diameter 35 mm
- rosette 60 x 60 mm
- 2x screw-in M 8 x 1 pressure hose, leak-tested
- max. flow 5.7 l/min
- lead-free

		EUR
Chrome	33 526 670-00	875.10
Brushed Chrome	33 526 670-93	1,137.60
Brushed Platinum	33 526 670-06	1,400.20

20 713 670



Three-hole basin mixer with pop-up waste

- 165 mm projection
- fixed spout
- rectangular, air-enriched flow
- height of mixer 220 mm
- height up to aerator 170 mm
- hole diameter valve 32 mm
- hole diameter spout 35 mm
- rosette 60 x 60 mm
- 2x screw-in M 10 x 1 pressure hose, leak-tested
- max. flow 5 l/min
- lead-free

Only suitable for basins with an overflow.

		EUR
Chrome	20 713 670-00	1,119.90
Brushed Chrome	20 713 670-93	1,455.90
Brushed Platinum	20 713 670-06	1,791.80



Optional miscellaneous

- High pressure hoses**
- 2x 1/2" x 3/8" high pressure hose

	12 506 970 90	86.40
--	---------------	-------

36 860 670



Wall-mounted single-lever basin mixer without pop-up waste

- 140 mm projection
- fixed spout
- rectangular, air-enriched flow
- hole diameter spout 37 mm
- hole diameter single-lever mixer 57 mm
- rosette for spout 80 x 60 mm
- rosette for mixer 80 x 80 mm
- max. flow 5.7 l/min
- lead-free

		EUR
Chrome	36 860 670-00	845.10
Brushed Chrome	36 860 670-93	1,098.60
Brushed Platinum	36 860 670-06	1,364.70



Required miscellaneous

- Concealed wall-mounted single-lever mixer**
- min. recess depth 80 mm
 - max. recess depth 95 mm

For details and miscellaneous, see page 585.

Concealed rough parts	35 860 970 90	213.80
-----------------------	---------------	--------



Required miscellaneous

- Concealed wall-mounted single-lever mixer on right**

NOTE: Not suitable for concealed installation. Connection by means of angle valves, mounted with screws to back wall.

For details and miscellaneous, see page 584.

Concealed rough parts	35 816 970 90	367.00
-----------------------	---------------	--------

36 861 670



Wall-mounted single-lever basin mixer without pop-up waste

- 170 mm projection
- fixed spout
- rectangular, air-enriched flow
- hole diameter spout 37 mm
- hole diameter single-lever mixer 57 mm
- rosette for spout 80 x 60 mm
- rosette for mixer 80 x 80 mm
- max. flow 5.7 l/min
- lead-free

		EUR
Chrome	36 861 670-00	883.90
Brushed Chrome	36 861 670-93	1,149.10
Brushed Platinum	36 861 670-06	1,427.80



Required miscellaneous

- Concealed wall-mounted single-lever mixer**
- min. recess depth 80 mm
 - max. recess depth 95 mm

For details and miscellaneous, see page 585.

Concealed rough parts	35 860 970 90	213.80
-----------------------	---------------	--------



Required miscellaneous

- Concealed wall-mounted single-lever mixer on right**

NOTE: Not suitable for concealed installation. Connection by means of angle valves, mounted with screws to back wall.

For details and miscellaneous, see page 584.

Concealed rough parts	35 816 970 90	367.00
-----------------------	---------------	--------



CL.1



CYO



IMO



Lissé



LULU



Madison



MEM



Meta



Tara.



VAIA



Shower



Concealed articles



Miscellaneous



Kitchen

44 511 670 NEW Washstand fitting with electronic opening and closing function without pop-up waste



- Infrared sensor technology
- **130 mm projection**
- height of mixer 135 mm
- height up to aerator 74 mm
- hole diameter 35 mm
- fixed spout
- max. flow 5.7 l/min
- rectangular, air-enriched flow
- suitable for thermal disinfection
- Automatic shut-off after pre-set time is reached
- Direct temperature control at faucet
- Plug-in power supply included
- lead-free
- 2x screw-in M 8 x 1 pressure hose, leak-tested

		EUR
Chrome	44 511 670-00	1,055.70
Brushed Chrome	44 511 670-93	1,372.40
Platinum	44 511 670-08	1,689.20
Brushed Platinum	44 511 670-06	1,689.20
Brushed Durabronz (23kt Gold)	44 511 670-28	2,111.40
Brushed Dark Platinum	44 511 670-99	1,900.40
Matte Black	44 511 670-33	1,425.30

44 515 670 NEW Washstand fitting with electronic opening and closing function without pop-up waste



- Infrared sensor technology
- **130 mm projection**
- height of mixer 135 mm
- height up to aerator 74 mm
- hole diameter 35 mm
- fixed spout
- max. flow 5.7 l/min
- rectangular, air-enriched flow
- suitable for thermal disinfection
- Automatic shut-off after pre-set time is reached
- Direct temperature control at faucet
- Battery-powered (batteries not included)
- 1x CR-P2 battery required
- 2x screw-in M 8 x 1 pressure hose, leak-tested
- lead-free
- Batteries not included

		EUR
Chrome	44 515 670-00	1,055.70
Brushed Chrome	44 515 670-93	1,372.40
Platinum	44 515 670-08	1,689.20
Brushed Platinum	44 515 670-06	1,689.20
Brushed Durabronz (23kt Gold)	44 515 670-28	2,111.40
Brushed Dark Platinum	44 515 670-99	1,900.40
Matte Black	44 515 670-33	1,425.30

44 521 670 NEW Washstand fitting with electronic opening and closing function without pop-up waste



- Infrared sensor technology
- **165 mm projection**
- height of mixer 319 mm
- height up to aerator 268 mm
- hole diameter 35 mm
- fixed spout
- max. flow 5.7 l/min
- rectangular, air-enriched flow
- suitable for thermal disinfection
- Automatic shut-off after pre-set time is reached
- Indirect temperature control (undercounter)
- Control box included
- Adjustable sensor detection range
- Battery or plug-in power supply operated (batteries not included)
- 4x AA (1.5 V) batteries required
- lead-free
- 1x screw-in M 8 x 1 pressure hose, leak-tested
- Batteries not included

		EUR
Chrome	44 521 670-00	915.40
Brushed Chrome	44 521 670-93	1,190.00
Platinum	44 521 670-08	1,464.80
Brushed Platinum	44 521 670-06	1,464.80
Brushed Durabronz (23kt Gold)	44 521 670-28	1,830.80
Matte Black	44 521 670-33	1,236.00

13 716 670 +
42 765 970



eSET Touchfree Basin mixer without pop-up waste with temperature setting

- 165 mm projection
- fixed spout
- rectangular, air-enriched flow
- height of mixer 220 mm
- height up to aerator 170 mm
- hole diameter 35 mm
- rosette 60 x 60 mm
- 2x screw-in M 10 x 1 pressure hose, leak-tested
- 1/2" connection
- max. flow 5 l/min
- lead-free
- automatic hygiene flush
- suitable for thermal disinfection
- adjustable follow-up time
- high-frequency sensors with self-calibration
- magnetic valve
- temperature setting via thermostat
- 100-240 V AC / 12 V DC, 50-60 Hz, 18 W power supply unit, incl. country-specific adapter set

Cannot be combined with basins in conducting materials (e.g. steel, river stone).

Cannot be combined with basins that have a closing drain.

		EUR
Chrome	1 x 13 716 670-00	553.60
	1 x 42 765 970 90	654.40
	Total price:	1,208.00



Required miscellaneous

eSET Touchfree Basin mixer with temperature setting for combining with free-standing fittings

For details and miscellaneous, see page 598.

		EUR
Concealed rough parts	35 740 970 90	298.60

13 716 670 +
42 766 970



eSET Touchfree Basin mixer without pop-up waste without temperature setting

- 165 mm projection
- fixed spout
- rectangular, air-enriched flow
- height of mixer 220 mm
- height up to aerator 170 mm
- hole diameter 35 mm
- rosette 60 x 60 mm
- 2x screw-in M 10 x 1 pressure hose, leak-tested
- 1/2" connection
- max. flow 5 l/min
- lead-free
- automatic hygiene flush
- suitable for thermal disinfection
- adjustable follow-up time
- high-frequency sensors with self-calibration
- magnetic valve
- 100-240 V AC / 12 V DC, 50-60 Hz, 18 W power supply unit, incl. country-specific adapter set

Cannot be combined with basins in conducting materials (e.g. steel, river stone).

Cannot be combined with basins that have a closing drain.

		EUR
Chrome	1 x 13 716 670-00	553.60
	1 x 42 766 970 90	545.30
	Total price:	1,098.90



Required miscellaneous

eSET Touchfree Basin mixer without temperature setting for combining with free-standing fittings

For details and miscellaneous, see page 598.

		EUR
Concealed rough parts	35 742 970 90	271.30



CL.1



CYO



IMO



Lissé



LULU



Madison



MEM



Meta



Tara



VAIA



Shower



Concealed articles



Miscellaneous



Kitchen

13 800 670 +
42 765 970



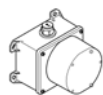
eSET Touchfree Basin mixer without pop-up waste with temperature setting

- 170 mm projection
- fixed spout
- rectangular, air-enriched flow
- hole diameter 40 mm
- rosettes 60 x 78 mm
- 1/2" connection
- max. flow 5.7 l/min
- lead-free
- automatic hygiene flush
- suitable for thermal disinfection
- adjustable follow-up time
- high-frequency sensors with self-calibration
- magnetic valve
- temperature setting via thermostat
- 100-240 V AC / 12 V DC, 50-60 Hz, 18 W power supply unit, incl. country-specific adapter set

Cannot be combined with basins in conducting materials (e.g. steel, river stone).

Cannot be combined with basins that have a closing drain.

		EUR
Chrome	1 x 13 800 670-00	545.10
	1 x 42 765 970 90	654.40
	Total price:	1,199.50



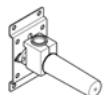
Required miscellaneous

eSET Touchfree Basin mixer with temperature setting for combining with wall-mounted fittings

- min. recess depth 90 mm
- max. recess depth 125 mm

For details and miscellaneous, see page 598.

		EUR
Concealed rough parts	35 741 970 90	298.60



Optional miscellaneous

Concealed wall elbow

- min. recess depth 90 mm
- max. recess depth 163 mm

For details and miscellaneous, see page 603.

		EUR
Concealed rough parts	35 085 970 90	116.90

13 800 670 +
42 766 970



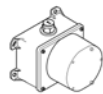
eSET Touchfree Basin mixer without pop-up waste without temperature setting

- 170 mm projection
- fixed spout
- rectangular, air-enriched flow
- hole diameter 40 mm
- rosettes 60 x 78 mm
- 1/2" connection
- max. flow 5.7 l/min
- lead-free
- automatic hygiene flush
- suitable for thermal disinfection
- adjustable follow-up time
- high-frequency sensors with self-calibration
- magnetic valve
- 100-240 V AC / 12 V DC, 50-60 Hz, 18 W power supply unit, incl. country-specific adapter set

Cannot be combined with basins in conducting materials (e.g. steel, river stone).

Cannot be combined with basins that have a closing drain.

		EUR
Chrome	1 x 13 800 670-00	545.10
	1 x 42 766 970 90	545.30
	Total price:	1,090.40



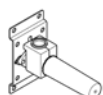
Required miscellaneous

eSET Touchfree Basin mixer without temperature setting for combining with wall-mounted fittings

- min. recess depth 90 mm
- max. recess depth 125 mm

For details and miscellaneous, see page 598.

		EUR
Concealed rough parts	35 743 970 90	271.30



Optional miscellaneous

Concealed wall elbow

- min. recess depth 90 mm
- max. recess depth 163 mm

For details and miscellaneous, see page 603.

		EUR
Concealed rough parts	35 085 970 90	116.90



CL.1



CYO



IMO



Lissé



LULU



Madison



MEM



Meta



Tara.



VAIA



Shower



Concealed articles



Miscellaneous



Kitchen

Accessories

10 060 780



Siphon for basin 1 1/4"
 • rosette 78 x 78 mm

		EUR
Chrome	10 060 780-00	368.70
Brushed Chrome	10 060 780-93	479.30
Brushed Platinum	10 060 780-06	590.00

22 901 782



Angle valve
 • rosette 60 x 60 mm
 • hose covering 200 mm, for shortening
 • 1/2" connection

		EUR
Chrome	22 901 782-00	204.70
Brushed Chrome	22 901 782-93	266.10
Brushed Platinum	22 901 782-06	327.60

33 600 670



Single-lever bidet mixer with pop-up waste

- 130 mm projection
- fixed spout
- ball-joint pivotable through 30°
- rectangular, air-enriched flow
- height of mixer 188 mm
- height up to aerator 77 mm
- hole diameter 35 mm
- 2x screw-in M 10 x 1 pressure hose, leak-tested
- max. flow 7 l/min

		EUR
Chrome	33 600 670-00	786.90
Brushed Chrome	33 600 670-93	1,023.00
Brushed Platinum	33 600 670-06	1,259.00



IMO

36 002 970 +
28 017 979



Concealed single-lever mixer with integrated shower connection with hand shower set

- metal shower hose 1750 mm with integrated anti-twist protection
- hand shower: normal flow
- spray head Ø 130 mm
- max. hand shower flow 15 l/min

Intrinsic protection against back flow.



Product alternative

Hand shower

- three settings: normal flow, soft flow, massage flow
- spray head Ø 100 mm
- max. flow 15 l/min

Hand shower see page 557.

For details and miscellaneous, see page 558.



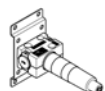
Product alternative

Hand shower

- four settings: normal flow, soft flow, massage flow, cascade
- spray head Ø 120 mm
- max. flow 15 l/min

Hand shower see page 557.

For details and miscellaneous, see page 559.



Required miscellaneous

Concealed wall mounting

- min. recess depth 80 mm
- max. recess depth 105 mm

For details and miscellaneous, see page 584.


		EUR
Chrome	1 x 36 002 970-00	715.80
	1 x 28 017 979-00	173.10
	Total price:	888.90
Brushed Chrome	1 x 36 002 970-93	930.50
	1 x 28 017 979-93	225.00
	Total price:	1,155.50
Brushed Platinum	1 x 36 002 970-06	1,145.30
	1 x 28 017 979-06	277.10
	Total price:	1,422.40

		EUR
Chrome	28 018 979-00	129.20
Brushed Chrome	28 018 979-93	168.00
Brushed Platinum	28 018 979-06	206.70

		EUR
Chrome	28 012 979-00	224.70
Brushed Chrome	28 012 979-93	292.10
Brushed Platinum	28 012 979-06	359.50

		EUR
Concealed rough parts	35 050 970 90	305.40

36 013 970 +
28 012 979



Concealed single-lever mixer with integrated shower connection with shower set

- cover plate 80 x 80 mm
- metal shower hose 1750 mm with integrated anti-twist protection
- slide bar
- Pipe diameter 18 mm
- four settings: normal flow, soft flow, massage flow, cascade
- spray head Ø 120 mm
- max. hand shower flow 15 l/min

Intrinsic protection against back flow.



Product alternative

Hand shower

- three settings: normal flow, soft flow, massage flow
- spray head Ø 100 mm
- max. flow 15 l/min

Hand shower see page 557.

For details and miscellaneous, see page 558.



Product alternative

Hand shower

- normal flow
- spray head Ø 130 mm
- max. flow 6.8 l/min

Required miscellaneous

Concealed wall mounting

- min. recess depth 78 mm
- max. recess depth 103 mm

For details and miscellaneous, see page 583.

		EUR
Chrome	1 x 36 013 970-00	885.80
	1 x 28 012 979-00	224.70
	Total price:	1,110.50
Brushed Chrome	1 x 36 013 970-93	1,151.50
	1 x 28 012 979-93	292.10
	Total price:	1,443.60
Brushed Platinum	1 x 36 013 970-06	1,429.30
	1 x 28 012 979-06	359.50
	Total price:	1,788.80

		EUR
Chrome	28 018 979-00	129.20
Brushed Chrome	28 018 979-93	168.00
Brushed Platinum	28 018 979-06	206.70

		EUR
Chrome	28 017 979-00 0010	173.10
Brushed Chrome	28 017 979-93 0010	225.00
Brushed Platinum	28 017 979-06 0010	276.80

		EUR
Concealed rough parts	35 003 970 90	305.40



CL.1



CYO



IMO



Lissé



LULU



Madison



MEM



Meta



Tara.



VAIA



Shower



Concealed articles



Miscellaneous



Kitchen

36 110 970 +
28 017 979



Concealed single-lever mixer with integrated shower connection with shower set

- metal shower hose 1750 mm with integrated anti-twist protection
- slide bar
- Pipe diameter 18 mm
- hand shower: normal flow
- spray head Ø 130 mm
- max. hand shower flow 15 l/min

Intrinsic protection against back flow.

		EUR
Chrome	1 x 36 110 970-00	853.40
	1 x 28 017 979-00	173.10
Total price:		1,026.50
Brushed Chrome	1 x 36 110 970-93	1,109.40
	1 x 28 017 979-93	225.00
Total price:		1,334.40
Brushed Platinum	1 x 36 110 970-06	1,364.90
	1 x 28 017 979-06	277.10
Total price:		1,642.00



Product alternative

Hand shower

- three settings: normal flow, soft flow, massage flow
- spray head Ø 100 mm
- max. flow 15 l/min

Hand shower see page 557.

For details and miscellaneous, see page 558.

		EUR
Chrome	28 018 979-00	129.20
Brushed Chrome	28 018 979-93	168.00
Brushed Platinum	28 018 979-06	206.70



Product alternative

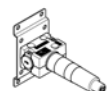
Hand shower

- four settings: normal flow, soft flow, massage flow, cascade
- spray head Ø 120 mm
- max. flow 15 l/min

Hand shower see page 557.

For details and miscellaneous, see page 559.

		EUR
Chrome	28 012 979-00	224.70
Brushed Chrome	28 012 979-93	292.10
Brushed Platinum	28 012 979-06	359.50



Required miscellaneous

Concealed wall mounting

- min. recess depth 80 mm
- max. recess depth 105 mm

For details and miscellaneous, see page 584.

		EUR
Concealed rough parts	35 050 970 90	305.40

36 111 970 +
28 018 979



Concealed single-lever mixer with integrated shower connection with shower set

- metal shower hose 1750 mm with integrated anti-twist protection
- slide bar
- Pipe diameter 18 mm
- hand shower: three settings: normal flow, soft flow, massage flow
- spray head Ø 100 mm
- max. hand shower flow 15 l/min

Intrinsic protection against back flow.

		EUR
Chrome	1 x 36 111 970-00	977.00
	1 x 28 018 979-00	129.20
Total price:		1,106.20
Brushed Chrome	1 x 36 111 970-93	1,270.10
	1 x 28 018 979-93	168.00
Total price:		1,438.10
Brushed Platinum	1 x 36 111 970-06	1,563.00
	1 x 28 018 979-06	206.70
Total price:		1,769.70



Product alternative

Hand shower

- four settings: normal flow, soft flow, massage flow, cascade
- spray head Ø 120 mm
- max. flow 15 l/min

Hand shower see page 557.

For details and miscellaneous, see page 559.

		EUR
Chrome	28 012 979-00	224.70
Brushed Chrome	28 012 979-93	292.10
Brushed Platinum	28 012 979-06	359.50

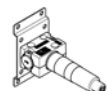


Product alternative

Hand shower

- normal flow
- spray head Ø 130 mm
- max. flow 6.8 l/min

		EUR
Chrome	28 017 979-00 0010	173.10
Brushed Chrome	28 017 979-93 0010	225.00
Brushed Platinum	28 017 979-06 0010	276.80



Required miscellaneous

Concealed wall mounting

- min. recess depth 80 mm
- max. recess depth 105 mm

For details and miscellaneous, see page 584.

		EUR
Concealed rough parts	35 050 970 90	305.40

26 413 980 +
28 012 979



Shower set

- slide bar
- Pipe diameter 18 mm
- rosette 60 x 60 mm
- gauge 800 mm
- metal shower hose 1750 mm with integrated anti-twist protection
- shower hose connector 3/8"
- four settings: normal flow, soft flow, massage flow, cascade
- spray head Ø 120 mm
- max. flow 15 l/min

Intrinsic protection against back flow.



Product alternative

Hand shower

- three settings: normal flow, soft flow, massage flow
- spray head Ø 100 mm
- max. flow 15 l/min

Hand shower see page 557.

For details and miscellaneous, see page 558.



Product alternative

Hand shower

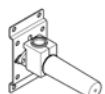
- normal flow
- spray head Ø 130 mm
- max. flow 6.8 l/min



Optional miscellaneous

Wall elbow

For details and miscellaneous, see main items



Optional miscellaneous

Concealed wall elbow

- min. recess depth 90 mm
- max. recess depth 163 mm

For details and miscellaneous, see page 603.

		EUR
Chrome	1 x 26 413 980-00	668.10
	1 x 28 012 979-00	224.70
Total price:		892.80
Brushed Chrome	1 x 26 413 980-93	868.50
	1 x 28 012 979-93	292.10
Total price:		1,160.60
Brushed Platinum	1 x 26 413 980-06	1,068.40
	1 x 28 012 979-06	359.50
Total price:		1,427.90

		EUR
Chrome	28 018 979-00	129.20
	28 018 979-93	168.00
Brushed Platinum	28 018 979-06	206.70

		EUR
Chrome	28 017 979-00 0010	173.10
	28 017 979-93 0010	225.00
Brushed Platinum	28 017 979-06 0010	276.80

		EUR
Chrome	28 450 980-00	157.20
	28 450 980-93	204.40
Brushed Platinum	28 450 980-06	251.70

		EUR
Concealed rough parts	35 085 970 90	116.90



CL.1



CYO



IMO



Lissé



LULU



Madison



MEM



Meta



Tara.



VAIA



Shower



Concealed articles



Miscellaneous



Kitchen

26 413 979 +
28 018 979



Shower set

- slide bar
- Pipe diameter 18 mm
- gauge 853 mm
- metal shower hose 1750 mm with integrated anti-twist protection
- shower hose connector 3/8"
- three settings: normal flow, soft flow, massage flow
- spray head Ø 100 mm
- max. flow 15 l/min

		EUR
Chrome	1 x 26 413 979-00	400.10
	1 x 28 018 979-00	129.20
	Total price:	529.30
Brushed Chrome	1 x 26 413 979-93	520.10
	1 x 28 018 979-93	168.00
	Total price:	688.10
Brushed Platinum	1 x 26 413 979-06	652.50
	1 x 28 018 979-06	206.70
	Total price:	859.20



Product alternative

Hand shower

- four settings: normal flow, soft flow, massage flow, cascade
- spray head Ø 120 mm
- max. flow 15 l/min

Hand shower see page 557.

For details and miscellaneous, see page 559.

		EUR
Chrome	28 012 979-00	224.70
Brushed Chrome	28 012 979-93	292.10
Brushed Platinum	28 012 979-06	359.50



Product alternative

Hand shower

- normal flow
- spray head Ø 130 mm
- max. flow 6.8 l/min

		EUR
Chrome	28 017 979-00 0010	173.10
Brushed Chrome	28 017 979-93 0010	225.00
Brushed Platinum	28 017 979-06 0010	276.80

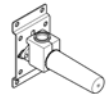


Optional miscellaneous

Wall elbow

For details and miscellaneous, see main items

		EUR
Chrome	28 450 980-00	157.20
Brushed Chrome	28 450 980-93	204.40
Brushed Platinum	28 450 980-06	251.70



Optional miscellaneous

Concealed wall elbow

- min. recess depth 90 mm
- max. recess depth 163 mm

For details and miscellaneous, see page 603.

		EUR
Concealed rough parts	35 085 970 90	116.90

36 112 970 +
28 015 979



Showerpipe with single-lever shower mixer

- shower with fixed riser projection 450 mm
- overhead shower: rain flow
- rain shower Ø 220 mm
- rain shower with anti-scale system
- max. rainshower flow 14 l/min
- hand shower: normal flow
- spray head Ø 100 mm
- max. hand shower flow 15 l/min
- height of fittings up to rain shower (bottom edge) 985 mm
- height of fittings up to top edge of elbow 1170 mm
- metal shower hose 1750 mm with integrated anti-twist protection
- 1/2" connection
- slide bar
- Pipe diameter 23.5 mm
- automatic diverter for fixed-riser shower/hand shower

Intrinsic protection against back flow.

		EUR
Chrome	1 x 36 112 970-00	2,284.00
	1 x 28 015 979-00	120.20
	Total price:	2,404.20
Brushed Platinum	1 x 36 112 970-06	3,654.40
	1 x 28 015 979-06	192.50
	Total price:	3,846.90



Product alternative		EUR
Showerpipe with single-lever shower mixer without hand shower	Chrome	36 102 970-00 2,284.00
• Max. flow rate 7 l/min	Brushed Platinum	36 102 970-06 3,654.40

This article does not include a hand shower!



Product alternative		EUR
Hand shower	Chrome	28 016 979-00 186.40
• three settings: normal flow, soft flow, massage flow	Brushed Platinum	28 016 979-06 298.50

- spray head Ø 130 mm
- max. flow 15 l/min

Hand shower see page 557.

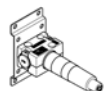
For details and miscellaneous, see page 559.



Product alternative		EUR
Hand shower	Chrome	28 019 979-00 226.00
• normal flow	Brushed Platinum	28 019 979-06 361.80
• max. flow 15 l/min		

Hand shower see page 557.

For details and miscellaneous, see page 557.



Required miscellaneous		EUR
Concealed wall mounting	Concealed rough parts	35 050 970 90 305.40

- min. recess depth 80 mm
- max. recess depth 105 mm

For details and miscellaneous, see page 584.



CL.1



CYO



IMO



Lissé



LULU



Madison



MEM



Meta



Tara.



VAIA



Shower



Concealed articles



Miscellaneous



Kitchen

34 459 980 +
28 018 979



Showerpipe with shower thermostat

- shower with fixed riser projection 453 mm
- overhead shower: rain flow
- rain shower 300 x 240 mm
- rain shower with anti-scale system
- max. rainshower flow 14 l/min
- hand shower: normal flow
- spray head Ø 100 mm
- max. hand shower flow 15 l/min
- rotary diverter with volume control and shut-off function
- slide-on rosettes Ø 70 mm
- height of fittings up to rain shower (bottom edge) 985 mm
- height of fittings up to top edge of elbow 1170 mm
- gauge 150 mm - 13 mm
- metal shower hose 1750 mm with integrated anti-twist protection
- 1/2" connection
- slide bar
- Pipe diameter 23.5 mm

		EUR
Chrome	1 x 34 459 980-00	2,930.90
	1 x 28 018 979-00	129.20
Total price:		3,060.10
Brushed Chrome	1 x 34 459 980-93	3,810.20
	1 x 28 018 979-93	168.00
Total price:		3,978.20
Brushed Platinum	1 x 34 459 980-06	4,689.50
	1 x 28 018 979-06	206.70
Total price:		4,896.20



Product alternative

Showerpipe with shower thermostat without hand shower

- max. flow 12 l/min

This article does not include a hand shower!

		EUR
Chrome	34 458 980-00	2,930.90
Brushed Chrome	34 458 980-93	3,810.20
Brushed Platinum	34 458 980-06	4,689.40



Product alternative

Hand shower

- four settings: normal flow, soft flow, massage flow, cascade
- spray head Ø 120 mm
- max. flow 15 l/min

Hand shower see page 557.

For details and miscellaneous, see page 559.

		EUR
Chrome	28 012 979-00	224.70
Brushed Chrome	28 012 979-93	292.10
Brushed Platinum	28 012 979-06	359.50



Product alternative

Hand shower

- normal flow
- max. flow 6.8 l/min

		EUR
Chrome	28 019 979-00 0010	226.00
Brushed Platinum	28 019 979-06 0010	361.60



Product alternative

Bar-type hand shower

- normal flow
- max. flow 6.8 l/min

		EUR
Brushed Chrome	28 013 979-93 0010	293.80

34 460 979 +
28 018 979



Showerpipe with shower thermostat

- shower with fixed riser projection 453 mm
- overhead shower: rain flow
- rain shower Ø 300 mm
- rain shower with anti-scale system
- max. rainshower flow 14 l/min
- hand shower: three settings: normal flow, soft flow, massage flow
- spray head Ø 100 mm
- max. hand shower flow 15 l/min
- rotary diverter with volume control and shut-off function
- slide-on rosettes Ø 70 mm
- height of fittings up to rain shower (bottom edge) 985 mm
- height of fittings up to top edge of elbow 1170 mm
- gauge 150 mm - 13 mm
- metal shower hose 1750 mm with integrated anti-twist protection
- 1/2" connection
- slide bar
- Pipe diameter 23.5 mm

Intrinsic protection against back flow.

		EUR
Chrome	1 x 34 460 979-00	2,603.10
	1 x 28 018 979-00	129.20
Total price:		2,732.30
Brushed Chrome	1 x 34 460 979-93	3,384.00
	1 x 28 018 979-93	168.00
Total price:		3,552.00
Brushed Platinum	1 x 34 460 979-06	4,165.00
	1 x 28 018 979-06	206.70
Total price:		4,371.70



Product alternative

Showerpipe with shower thermostat without hand shower

- max. flow 7 l/min
- rain shower Ø 220 mm

This article does not include a hand shower!

		EUR
Chrome	34 459 979-00	2,471.40
Brushed Chrome	34 459 979-93	3,212.80
Brushed Platinum	34 459 979-06	3,865.40



Product alternative

Hand shower

- four settings: normal flow, soft flow, massage flow, cascade
 - spray head Ø 120 mm
 - max. flow 15 l/min
- Hand shower see page 557.

For details and miscellaneous, see page 559.

		EUR
Chrome	28 012 979-00	224.70
Brushed Chrome	28 012 979-93	292.10
Brushed Platinum	28 012 979-06	359.50



Product alternative

Hand shower

- normal flow
- max. flow 6.8 l/min

		EUR
Chrome	28 019 979-00 0010	226.00
Brushed Chrome	28 019 979-93 0010	293.80
Brushed Platinum	28 019 979-06 0010	361.60

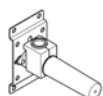
28 504 670



Shower head

- 180-210 mm projection
- ball-joint pivotable through 30°
- normal flow
- with anti-scale system
- spray head Ø 100 mm
- rosette 60 x 60 mm
- 1/2" connection
- max. flow 7 l/min

		EUR
Chrome	28 504 670-00	583.50
Brushed Chrome	28 504 670-93	758.60
Brushed Platinum	28 504 670-06	926.00



Optional miscellaneous

Concealed wall elbow

- min. recess depth 90 mm
- max. recess depth 163 mm

For details and miscellaneous, see page 603.

		EUR
Concealed rough parts	35 085 970 90	116.90



CL.1



CYO



IMO



Lissé



LULU



Madison



MEM



Meta



Tara



VAIA



Shower



Concealed articles



Miscellaneous



Kitchen

28 508 980



Shower head

- 200 mm projection
- ball-joint pivotable through 30°
- three settings: normal flow, soft flow, massage flow
- with anti-scale system
- spray head Ø 92 mm
- rosette 60 x 60 mm
- 1/2" connection
- max. flow 9 l/min

		EUR
Chrome	28 508 980-00	647.60
Brushed Chrome	28 508 980-93	841.90
Brushed Platinum	28 508 980-06	1,035.90

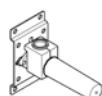


Product alternative

Shower head

- max. flow 6.8 l/min

		EUR
Chrome	28 508 980-00 0010	647.60
Brushed Chrome	28 508 980-93 0010	841.90
Brushed Platinum	28 508 980-06 0010	1,035.90



Optional miscellaneous

Concealed wall elbow

- min. recess depth 90 mm
- max. recess depth 163 mm

		EUR
Concealed rough parts	35 085 970 90	116.90

For details and miscellaneous, see page 603.

28 649 670



Rain shower with wall fixing 220 mm

- 450 mm projection
- rain shower Ø 220 mm
- rain flow
- max. flow 14 l/min
- rosette 65 x 65 mm
- 1/2" connection
- with anti-scale system
- quick clearing

		EUR
Chrome	28 649 670-00	970.90
Brushed Chrome	28 649 670-93	1,262.20
Brushed Platinum	28 649 670-06	1,553.60

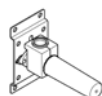


Product alternative

Rain shower with wall fixing 220 mm

- max. flow 7 l/min

		EUR
Chrome	28 648 670-00	970.90
Brushed Chrome	28 648 670-93	1,262.20
Brushed Platinum	28 648 670-06	1,553.40



Optional miscellaneous

Concealed wall elbow

- min. recess depth 90 mm
- max. recess depth 163 mm

		EUR
Concealed rough parts	35 085 970 90	116.90

For details and miscellaneous, see page 603.

28 679 670



Rain shower with wall fixing 300 mm

- 450 mm projection
- rain shower Ø 300 mm
- rain flow
- max. flow 14 l/min
- rosette 65 x 65 mm
- 1/2" connection
- with anti-scale system
- quick clearing

		EUR
Chrome	28 679 670-00	1,139.40
Brushed Chrome	28 679 670-93	1,481.20
Brushed Platinum	28 679 670-06	1,823.00

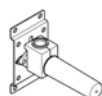


Product alternative

Rain shower with wall fixing 300 mm

- max. flow 9 l/min

		EUR
Chrome	28 678 670-00	1,139.40
Brushed Chrome	28 678 670-93	1,481.20
Brushed Platinum	28 678 670-06	1,823.00



Optional miscellaneous

Concealed wall elbow

- min. recess depth 90 mm
- max. recess depth 163 mm

		EUR
Concealed rough parts	35 085 970 90	116.90

For details and miscellaneous, see page 603.

28 669 970



Rain shower with ceiling fixing 220 mm

- rain shower Ø 220 mm
- rain flow
- max. flow 14 l/min
- rosette Ø 60 mm optional
- 1/2" connection
- with anti-scale system
- quick clearing

		EUR
Chrome	28 669 970-00	779.80
Brushed Chrome	28 669 970-93	1,013.70
Brushed Platinum	28 669 970-06	1,248.00

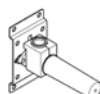


Product alternative

Rain shower with ceiling fixing 220 mm

- max. flow 7 l/min

		EUR
Chrome	28 668 970-00	779.80
Brushed Chrome	28 668 970-93	1,013.70
Brushed Platinum	28 668 970-06	1,247.70



Optional miscellaneous

Concealed wall elbow

- min. recess depth 90 mm
- max. recess depth 163 mm

For details and miscellaneous, see page 603.

		EUR
Concealed rough parts	35 085 970 90	116.90

28 689 970



Rain shower with ceiling fixing 300 mm

- rain shower Ø 300 mm
- rain flow
- max. flow 14 l/min
- rosette Ø 60 mm optional
- 1/2" connection
- with anti-scale system
- quick clearing

		EUR
Chrome	28 689 970-00	919.40
Brushed Chrome	28 689 970-93	1,195.20
Brushed Platinum	28 689 970-06	1,470.50

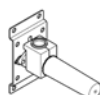


Product alternative

Rain shower with ceiling fixing 300 mm

- max. flow 9 l/min

		EUR
Chrome	28 688 970-00	919.40
Brushed Chrome	28 688 970-93	1,195.20
Brushed Platinum	28 688 970-06	1,471.00



Optional miscellaneous

Concealed wall elbow

- min. recess depth 90 mm
- max. recess depth 163 mm

For details and miscellaneous, see page 603.

		EUR
Concealed rough parts	35 085 970 90	116.90

28 699 970



Rain shower with ceiling fixing 400 mm

- rain shower Ø 400 mm
- rain flow
- max. flow 14 l/min
- rosette Ø 60 mm optional
- 1/2" connection
- with anti-scale system
- quick clearing

		EUR
Chrome	28 699 970-00	1,692.50
Brushed Chrome	28 699 970-93	2,200.30
Brushed Platinum	28 699 970-06	2,707.90

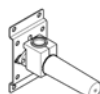


Product alternative

Rain shower with ceiling fixing 400 mm

- max. flow 12 l/min

		EUR
Chrome	28 698 970-00	1,692.50
Brushed Chrome	28 698 970-93	2,200.30
Brushed Platinum	28 698 970-06	2,708.00



Optional miscellaneous

Concealed wall elbow

- min. recess depth 90 mm
- max. recess depth 163 mm

For details and miscellaneous, see page 603.

		EUR
Concealed rough parts	35 085 970 90	116.90



CL.1



CYO



IMO



Lissé



LULU



Madison



MEM



Meta



Tara.



VAIA



Shower



Concealed articles



Miscellaneous



Kitchen

28 765 980



Rain shower with wall fixing 300 x 240 mm

- 450 mm projection
- rain shower 300 x 240 mm
- rain flow
- max. flow 14 l/min
- rosette 60 x 60 mm
- 1/2" connection
- with anti-scale system
- quick clearing

		EUR
Chrome	28 765 980-00	1,455.00
Brushed Chrome	28 765 980-93	1,891.50
Brushed Platinum	28 765 980-06	2,327.90

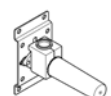


Product alternative

Rain shower with wall fixing 300 x 240 mm

- max. flow 12 l/min

		EUR
Chrome	28 764 980-00	1,455.00
Brushed Chrome	28 764 980-93	1,891.50
Brushed Platinum	28 764 980-06	2,328.00



Optional miscellaneous

Concealed wall elbow

- min. recess depth 90 mm
- max. recess depth 163 mm

		EUR
Concealed rough parts	35 085 970 90	116.90

For details and miscellaneous, see page 603.

28 775 980



Rain shower with ceiling fixing 300 x 240 mm

- rain shower 300 x 240 mm
- rain flow
- max. flow 14 l/min
- distance between ceiling and lower edge of the shower 165 mm
- rosette 60 x 60, as required
- 1/2" connection
- with anti-scale system
- quick clearing

		EUR
Chrome	28 775 980-00	1,236.80
Brushed Chrome	28 775 980-93	1,607.80
Brushed Platinum	28 775 980-06	1,978.90

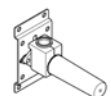


Product alternative

Rain shower with ceiling fixing 300 x 240 mm

- max. flow 12 l/min

		EUR
Chrome	28 774 980-00	1,236.80
Brushed Chrome	28 774 980-93	1,607.80
Brushed Platinum	28 774 980-06	1,978.90



Optional miscellaneous

Concealed wall elbow

- min. recess depth 90 mm
- max. recess depth 163 mm

		EUR
Concealed rough parts	35 085 970 90	116.90

For details and miscellaneous, see page 603.

28 041 980



Rain shower for surface-mounted ceiling installation 300 x 240 mm

- rain shower 300 x 240 mm
- Rain flow, max. flow rate 12 l/min
- Spray flow, max. flow rate 6 l/min
- Distance to ceiling from bottom edge of shower 40 mm
- with anti-scale system

		EUR
Chrome	28 041 980-00	710.90
Brushed Chrome	28 041 980-93	924.20
Brushed Platinum	28 041 980-06	1,137.50



Required miscellaneous

Concealed ceiling installation box with ceiling fixing

- min. recess depth 90 mm
- max. recess depth 115 mm

		EUR
	35 041 970 90	473.90

For details and miscellaneous, see page 602.

28 042 980



Rain shower for surface-mounted ceiling installation with light 300 x 240 mm

- rain shower 300 x 240 mm
 - Rain flow, max. flow rate 12 l/min
 - Spray flow, max. flow rate 6 l/min
 - Distance to ceiling from bottom edge of shower 40 mm
 - with anti-scale system
 - central LED Spot 3000 K
- includes light bulbs with a Class F energy efficiency

		EUR
Chrome	28 042 980-00	1,068.10
Brushed Chrome	28 042 980-93	1,388.50
Brushed Platinum	28 042 980-06	1,709.00



Required miscellaneous

Concealed ceiling installation box for surface-mounted ceiling installation with light

- min. recess depth 90 mm
- max. recess depth 115 mm

For details and miscellaneous, see page 602.

		EUR
	35 042 970 90	712.00

28 043 980



Rain shower for recessed ceiling installation 300 x 240 mm

- rain shower 300 x 240 mm
- Rain flow, max. flow rate 12 l/min
- Spray flow, max. flow rate 6 l/min
- min. recess depth 137,5 mm
- with anti-scale system

		EUR
Chrome	28 043 980-00	1,425.30
Brushed Chrome	28 043 980-93	1,852.90
Brushed Platinum	28 043 980-06	2,280.40



Required miscellaneous

Concealed ceiling installation box for recessed ceiling installation

- recess depth 137 mm

For details and miscellaneous, see page 601.

		EUR
	35 043 970 90	950.20

28 044 980



Rain shower for recessed ceiling installation with light 300 x 240 mm

- rain shower 300 x 240 mm
 - Rain flow, max. flow rate 12 l/min
 - Spray flow, max. flow rate 6 l/min
 - min. recess depth 137,5 mm
 - with anti-scale system
 - central RGBW LED spot
 - RGBW LED ambient lighting
- includes light bulbs with a Class G energy efficiency

		EUR
Chrome	28 044 980-00	2,139.70
Brushed Chrome	28 044 980-93	2,781.60
Brushed Platinum	28 044 980-06	3,423.50



Required miscellaneous

Concealed ceiling installation box for recessed ceiling installation with light

- recess depth 137 mm

For details and miscellaneous, see page 602.

		EUR
	35 044 970 90	1,426.50

27 802 970



Hand shower set with integrated shower holder

- normal flow
- with anti-scale system
- 3/8" shower outlet
- metal shower hose 1250 mm with integrated anti-twist protection
- rosette 60 x 60 mm
- 1/2" connection
- max. flow 15 l/min

Intrinsic protection against back flow.



Product alternative

Hand shower set with integrated shower holder

- max. flow 6,8 l/min

		EUR
Chrome	27 802 970-00	447.00
Brushed Chrome	27 802 970-93	581.10
Brushed Platinum	27 802 970-06	714.40

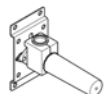
Optional miscellaneous

Concealed wall elbow

- min. recess depth 90 mm
- max. recess depth 163 mm

For details and miscellaneous, see page 603.

		EUR
Concealed rough parts	35 085 970 90	116.90



CL.1



CYO



IMO



Lissé



LULU



Madison



MEM



Meta



Tara.



VAIA



Shower



Concealed articles



Miscellaneous



Kitchen

27 808 980



Hand shower set with individual rosettes

- normal flow
- with anti-scale system
- 3/8" shower outlet
- rosette for wall elbow 60 x 60 mm
- rosette for shower holder 60 x 60 mm
- metal shower hose 1250 mm with integrated anti-twist protection
- 1/2" wall elbow
- max. flow 15 l/min

Intrinsic protection against back flow.

		EUR
Chrome	27 808 980-00	674.50
Brushed Chrome	27 808 980-93	876.90
Brushed Platinum	27 808 980-06	1,079.10



Product alternative

Hand shower set with individual rosettes

- max. flow 6,8 l/min

		EUR
Chrome	27 808 980-00 0010	674.50
Brushed Chrome	27 808 980-93 0010	876.90
Brushed Platinum	27 808 980-06 0010	1,079.10



Optional miscellaneous

Concealed wall elbow

- min. recess depth 90 mm
- max. recess depth 163 mm

		EUR
Concealed rough parts	35 085 970 90	116.90

For details and miscellaneous, see page 603.

27 809 980



Hand shower set with individual rosettes with volume control

- with volume control
- normal flow
- with anti-scale system
- 3/8" shower outlet
- rosette for wall elbow 60 x 60 mm
- rosette for shower holder 60 x 60 mm
- metal shower hose 1250 mm with integrated anti-twist protection
- 1/2" wall elbow
- max. flow 15 l/min

Intrinsic protection against back flow.

		EUR
Chrome	27 809 980-00	848.20
Brushed Chrome	27 809 980-93	1,102.70
Brushed Platinum	27 809 980-06	1,357.20



Product alternative

Hand shower set with individual rosettes with volume control

- max. flow 6,8 l/min

		EUR
Chrome	27 809 980-00 0010	848.20
Brushed Chrome	27 809 980-93 0010	1,102.70
Brushed Platinum	27 809 980-06 0010	1,357.20



Optional miscellaneous

Concealed wall elbow

- min. recess depth 90 mm
- max. recess depth 163 mm

		EUR
Concealed rough parts	35 085 970 90	116.90

For details and miscellaneous, see page 603.

27 809 985



Hand shower set with individual rosettes with volume control

- with volume control
- normal flow
- with anti-scale system
- 3/8" shower outlet
- rosette for wall elbow 60 x 60 mm
- rosette for shower holder 60 x 60 mm
- metal shower hose 1250 mm with integrated anti-twist protection
- 1/2" wall elbow
- max. flow 15 l/min

Intrinsic protection against back flow.

		EUR
Chrome	27 809 985-00	885.30
Brushed Chrome	27 809 985-93	1,150.90
Brushed Platinum	27 809 985-06	1,416.60



Product alternative

Hand shower set with individual rosettes with volume control

- max. flow 6,8 l/min

		EUR
Chrome	27 809 985-00 0010	885.30
Brushed Chrome	27 809 985-93 0010	1,150.90
Brushed Platinum	27 809 985-06 0010	1,416.60



Optional miscellaneous

Concealed wall elbow

- min. recess depth 90 mm
- max. recess depth 163 mm

For details and miscellaneous, see page 603.

		EUR
Concealed rough parts	35 085 970 90	116.90

27 818 980



Hand shower set with cover plate

- normal flow
- with anti-scale system
- 3/8" shower outlet
- cover plate 240 x 60 mm
- metal shower hose 1250 mm with integrated anti-twist protection
- 1/2" wall elbow
- max. flow 15 l/min

Intrinsic protection against back flow.



Product alternative

Hand shower set with cover plate

- max. flow 6,8 l/min

		EUR
Chrome	27 818 980-00	801.90
Brushed Chrome	27 818 980-93	1,042.50
Brushed Platinum	27 818 980-06	1,282.70



Optional miscellaneous

Concealed wall elbow

- min. recess depth 90 mm
- max. recess depth 163 mm

For details and miscellaneous, see page 603.

		EUR
Concealed rough parts	35 085 970 90	116.90

28 528 782



Body spray without volume control

- ball-joint pivotable through 25° (in any direction)
- rain flow
- anti-scale system
- rosette 60 x 60 mm
- 1/2" connection
- max. flow 7 l/min
- spray head Ø 55 mm



Product alternative

Body spray without volume control

- max. flow 5 l/min

		EUR
Chrome	28 528 782-00	360.20
Brushed Chrome	28 528 782-93	468.30
Brushed Platinum	28 528 782-06	576.30



Optional miscellaneous

Concealed wall elbow

- min. recess depth 90 mm
- max. recess depth 163 mm

For details and miscellaneous, see page 603.

		EUR
Concealed rough parts	35 085 970 90	116.90



CL.1



CYO



IMO



Lissé



LULU



Madison



MEM



Meta



Tara



VAIA



Shower



Concealed articles



Miscellaneous



Kitchen

36 525 979



WATER POINTS Concealed body spray

- rain flow
- with anti-scale system
- cover plate 120 x 120 mm
- max. flow 9 l/min

		EUR
Chrome	36 525 979-00	523.30
Brushed Chrome	36 525 979-93	680.30
Brushed Platinum	36 525 979-06	837.30

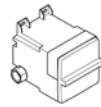


Product alternative

WATER POINTS Concealed body spray

- max. flow 6 l/min

		EUR
Chrome	36 515 979-00	523.30
Brushed Chrome	36 515 979-93	680.30
Brushed Platinum	36 515 979-06	836.90



Required miscellaneous

Concealed wall installation box

- min. recess depth 85 mm
- max. recess depth 110 mm

For details and miscellaneous, see page 597.

		EUR
Concealed rough parts	35 205 970 90	212.30



Required miscellaneous

xGRID Installation track 555 mm

		EUR
Concealed rough parts	12 360 970 90	106.80



Required miscellaneous

WATER POINTS Adapter plate

		EUR
	12 305 970 90	34.30



Optional miscellaneous

xGRID Attachment set for integrating in the dry wall construction

		EUR
Concealed rough parts	12 340 970 90	107.50

36 527 979



WATER BAR Concealed body spray

- rain flow
- with anti-scale system
- cover plate 240 x 60 mm
- 1/2" connection
- max. flow 9 l/min

		EUR
Chrome	36 527 979-00	808.10
Brushed Chrome	36 527 979-93	1,050.50
Brushed Platinum	36 527 979-06	1,293.00

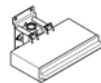


Product alternative

WATER BAR Concealed body spray

- max. flow 6 l/min

		EUR
Chrome	36 517 979-00	808.10
Brushed Chrome	36 517 979-93	1,050.50
Brushed Platinum	36 517 979-06	1,293.20



Required miscellaneous

Concealed wall installation box

- min. recess depth 100 mm
- max. recess depth 173 mm

For details and miscellaneous, see page 597.

		EUR
Concealed rough parts	35 206 970 90	287.20



Required miscellaneous

xGRID Installation track 555 mm

		EUR
Concealed rough parts	12 360 970 90	106.80



Optional miscellaneous

xGRID Attachment set for integrating in the dry wall construction

		EUR
Concealed rough parts	12 340 970 90	107.50

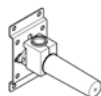
36 514 979



WATER CURVE Concealed body spray

- forceful flat water jet
- horizontal water jet
- water jet adjustable
- cover plate 120 x 60 mm
- 1/2" connection
- max. flow 10 l/min

		EUR
Chrome	36 514 979-00	1,051.60
Brushed Chrome	36 514 979-93	1,367.10
Brushed Platinum	36 514 979-06	1,682.50



Optional miscellaneous

- Concealed wall elbow**
- min. recess depth 90 mm
 - max. recess depth 163 mm

For details and miscellaneous, see page 603.

		EUR
Concealed rough parts	35 085 970 90	116.90

36 513 979



WATER FAN vertical Concealed body spray

- forceful flat water jet
- vertical water jet
- water jet adjustable
- cover plate 240 x 60 mm
- 1/2" connection
- max. flow 10 l/min

		EUR
Chrome	36 513 979-00	784.50
Brushed Chrome	36 513 979-93	1,019.90
Brushed Platinum	36 513 979-06	1,255.70

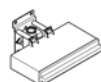


Product alternative

WATER FAN horizontal Concealed body spray

- horizontal water jet
- max. flow 10 l/min

		EUR
Chrome	36 512 979-00	784.50
Brushed Chrome	36 512 979-93	1,019.90
Brushed Platinum	36 512 979-06	1,255.70



Required miscellaneous

- Concealed wall installation box**
- min. recess depth 100 mm
 - max. recess depth 173 mm

For details and miscellaneous, see page 597.

		EUR
Concealed rough parts	35 206 970 90	287.20



Required miscellaneous

xGRID Installation track 555 mm

		EUR
Concealed rough parts	12 360 970 90	106.80



Optional miscellaneous

xGRID Attachment set for integrating in the dry wall construction

		EUR
Concealed rough parts	12 340 970 90	107.50

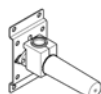
13 415 979



WATER SHEET Cascade spout for wall mounting

- 150 mm projection
- cascade
- cover plate 240 x 60 mm
- 1/2" connection
- plug-link mounting
- max. flow 26.5 l/min at 3 bar flow pressure

		EUR
Chrome	13 415 979-00	1,083.10
Brushed Platinum	13 415 979-06	1,732.90



Optional miscellaneous

- Concealed wall elbow**
- min. recess depth 90 mm
 - max. recess depth 163 mm

For details and miscellaneous, see page 603.

		EUR
Concealed rough parts	35 085 970 90	116.90

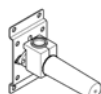
13 420 979



WATER FALL Cascade spout for wall mounting

- 120 mm projection
- cascade
- cover plate 240 x 60 mm
- 1/2" connection
- plug-link mounting
- max. flow 26.5 l/min at 3 bar flow pressure

		EUR
Chrome	13 420 979-00	1,547.40
Brushed Platinum	13 420 979-06	2,476.20



Optional miscellaneous

- Concealed wall elbow**
- min. recess depth 90 mm
 - max. recess depth 163 mm

For details and miscellaneous, see page 603.

		EUR
Concealed rough parts	35 085 970 90	116.90



CL.1



CYO



IMO



Lissé



LULU



Madison



MEM



Meta



Tara.



VAIA



Shower



Concealed articles



Miscellaneous



Kitchen

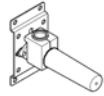
13 425 979



WATER FALL Cascade spout with individual jets for wall mounting

- 22 mm projection
- PEARLSTREAM
- plate 240 mm x 60 mm
- connection 1/2", for shortening
- plug-link mounting
- max. flow 9.5 l/min

		EUR
Chrome	13 425 979-00	1,149.80
Brushed Platinum	13 425 979-06	1,839.70



Optional miscellaneous

- Concealed wall elbow**
- min. recess depth 90 mm
 - max. recess depth 163 mm

For details and miscellaneous, see page 603.

		EUR
Concealed rough parts	35 085 970 90	116.90

27 838 979



Affusion pipe with cover plate

- laminar flow
- 3/8" shower outlet
- cover plate 240 x 60 mm
- metal shower hose 1250 mm with integrated anti-twist protection
- 1/2" connection
- plug-link mounting
- max. flow 15 l/min

Intrinsic protection against back flow.

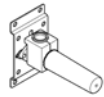
		EUR
Chrome	27 838 979-00	859.50
Brushed Chrome	27 838 979-93	1,117.40
Brushed Platinum	27 838 979-06	1,375.10



Product alternative

- Affusion pipe with cover plate**
- Max. flow rate 7 l/min

		EUR
Chrome	27 858 979-00	859.50
Brushed Chrome	27 858 979-93	1,117.40
Brushed Platinum	27 858 979-06	1,375.20



Optional miscellaneous

- Concealed wall elbow**
- min. recess depth 90 mm
 - max. recess depth 163 mm

For details and miscellaneous, see page 603.

		EUR
Concealed rough parts	35 085 970 90	116.90

27 821 979 +
28 285 979



WATER TUBE Kneipp wall elbow

- laminar flow
- max. flow 15 l/min
- with volume control
- individual rosette 60 x 60 mm
- holder for Kneipp hose
- 1/2" wall elbow
- hose nozzle with sleeve M33
- with holding ring

Intrinsic protection against back flow.

		EUR
Chrome	1 x 27 821 979-00	652.30
	1 x 28 285 979-00	99.80
	Total price:	752.10
Brushed Chrome	1 x 27 821 979-93	848.00
	1 x 28 285 979-93	129.70
	Total price:	977.70
Brushed Platinum	1 x 27 821 979-06	1,043.70
	1 x 28 285 979-06	159.70
	Total price:	1,203.40



Product alternative

- WATER TUBE Kneipp wall elbow with hose holder with individual rosettes**
- max. flow 9 l/min

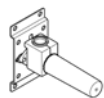
		EUR
Chrome	27 841 979-00	652.30
Brushed Chrome	27 841 979-93	848.00
Brushed Platinum	27 841 979-06	1,043.70



Product alternative

- WATER TUBE Kneipp hose black 2000 mm**
- hose nozzle with sleeve M33
 - with holding ring

		EUR
Chrome	28 286 979-00	99.80
Brushed Chrome	28 286 979-93	129.70
Brushed Platinum	28 286 979-06	159.70



Optional miscellaneous

- Concealed wall elbow**
- min. recess depth 90 mm
 - max. recess depth 163 mm

For details and miscellaneous, see page 603.

		EUR
Concealed rough parts	35 085 970 90	116.90

27 822 979 +
28 285 979



WATER TUBE Kneipp wall elbow

- laminar flow
- max. flow 15 l/min
- rosette 60 x 60 mm
- holder for Kneipp hose
- 1/2" wall elbow
- hose nozzle with sleeve M33
- with holding ring

Intrinsic protection against back flow.

		EUR
Chrome	1 x 27 822 979-00	552.30
	1 x 28 285 979-00	99.80
	Total price:	652.10
Brushed Chrome	1 x 27 822 979-93	718.00
	1 x 28 285 979-93	129.70
	Total price:	847.70
Brushed Platinum	1 x 27 822 979-06	883.70
	1 x 28 285 979-06	159.70
	Total price:	1,043.40



Product alternative

WATER TUBE Kneipp wall elbow with individual rosettes with hose holder

- max. flow 9 l/min

		EUR
Chrome	27 842 979-00	552.30
Brushed Chrome	27 842 979-93	718.00
Brushed Platinum	27 842 979-06	883.70

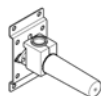


Product alternative

WATER TUBE Kneipp hose black 2000 mm

- hose nozzle with sleeve M33
- with holding ring

		EUR
Chrome	28 286 979-00	99.80
Brushed Chrome	28 286 979-93	129.70
Brushed Platinum	28 286 979-06	159.70



Optional miscellaneous

Concealed wall elbow

- min. recess depth 90 mm
- max. recess depth 163 mm

For details and miscellaneous, see page 603.

		EUR
Concealed rough parts	35 085 970 90	116.90

28 490 970

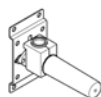


Wall elbow with integrated shower holder

- 3/8" shower outlet
- rosette 60 x 60 mm
- 1/2" connection

Intrinsic protection against back flow.

		EUR
Chrome	28 490 970-00	226.90
Brushed Chrome	28 490 970-93	295.00
Brushed Platinum	28 490 970-06	363.30



Optional miscellaneous

Concealed wall elbow

- min. recess depth 90 mm
- max. recess depth 163 mm

For details and miscellaneous, see page 603.

		EUR
Concealed rough parts	35 085 970 90	116.90

28 450 980

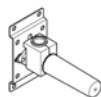


Wall elbow

- 3/8" shower outlet
- rosette 60 x 60 mm
- 1/2" connection

Intrinsic protection against back flow.

		EUR
Chrome	28 450 980-00	157.20
Brushed Chrome	28 450 980-93	204.40
Brushed Platinum	28 450 980-06	251.70



Optional miscellaneous

Concealed wall elbow

- min. recess depth 90 mm
- max. recess depth 163 mm

For details and miscellaneous, see page 603.

		EUR
Concealed rough parts	35 085 970 90	116.90

28 050 980



Wall bracket

- rosette 60 x 60 mm

		EUR
Chrome	28 050 980-00	204.10
Brushed Chrome	28 050 980-93	265.30
Brushed Platinum	28 050 980-06	326.90

28 060 970



Wall bracket swivel

		EUR
Chrome	28 060 970-00	188.20
Brushed Chrome	28 060 970-93	244.70
Brushed Platinum	28 060 970-06	301.40



CL.1



CYO



IMO



Lissé



LULU



Madison



MEM



Meta



Tara.



VAIA



Shower



Concealed articles



Miscellaneous



Kitchen

33 301 670



Single-lever shower mixer for wall mounting

- 3/8" shower outlet
- slide-on rosettes Ø 60 mm
- 1/2" connection
- gauge 150 mm

Intrinsic protection against back flow.

		EUR
Chrome	33 301 670-00	655.80
Brushed Chrome	33 301 670-93	852.50
Brushed Platinum	33 301 670-06	1,048.60

34 442 979



Shower thermostat for wall mounting

- slide-on rosettes Ø 70 mm
- gauge 150 mm - 13 mm
- 3/8" shower outlet
- with volume control

Intrinsic protection against back flow.

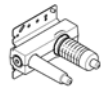
		EUR
Chrome	34 442 979-00	667.70
Brushed Chrome	34 442 979-93	868.00
Brushed Platinum	34 442 979-06	1,068.10

36 060 670



Concealed single-lever mixer with cover plate

- cover plate 80 x 80 mm



Required miscellaneous

Concealed wall-mounted single-lever mixer

- min. recess depth 80 mm
- max. recess depth 95 mm

For details and miscellaneous, see page 585.

		EUR
Chrome	36 060 670-00	447.10
Brushed Chrome	36 060 670-93	581.20
Brushed Platinum	36 060 670-06	722.00

		EUR
Concealed rough parts	35 860 970 90	213.80

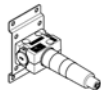
36 050 970



Concealed single-lever mixer with integrated shower connection

- without rosette

Intrinsic protection against back flow.



Required miscellaneous

Concealed wall mounting

- min. recess depth 80 mm
- max. recess depth 105 mm

For details and miscellaneous, see page 584.

		EUR
Chrome	36 050 970-00	441.60
Brushed Chrome	36 050 970-93	574.10
Brushed Platinum	36 050 970-06	706.20

		EUR
Concealed rough parts	35 050 970 90	305.40

36 045 970

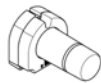


Concealed single-lever mixer with cover plate with integrated shower connection

- cover plate 80 x 80 mm

Intrinsic protection against back flow.

Article cannot be extended, please check the depth of the installation location!



Required miscellaneous

Concealed wall mounting

- min. recess depth 78 mm
- max. recess depth 103 mm

For details and miscellaneous, see page 583.

		EUR
Chrome	36 045 970-00	455.20
Brushed Chrome	36 045 970-93	591.80
Brushed Platinum	36 045 970-06	728.00

		EUR
Concealed rough parts	35 003 970 90	305.40

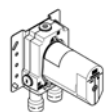
36 120 670



Concealed single-lever mixer with diverter

- automatic diverter
- cover plate 150 x 90 mm

		EUR
Chrome	36 120 670-00	573.60
Brushed Chrome	36 120 670-93	745.70
Brushed Platinum	36 120 670-06	917.70



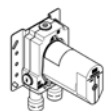
Required miscellaneous

Concealed single-lever mixer

- min. recess depth 80 mm
- max. recess depth 105 mm

For details and miscellaneous, see page 587.

		EUR
Concealed rough parts	35 020 970 90	225.50



Required miscellaneous

Concealed single-lever mixer with backflow preventor

- min. recess depth 80 mm
- max. recess depth 105 mm

For details and miscellaneous, see page 586.

		EUR
Concealed rough parts	35 021 970 90	322.20



Required miscellaneous

xGRID Installation track 555 mm

		EUR
Concealed rough parts	12 360 970 90	106.80



Optional miscellaneous

xGRID Attachment set for integrating in the dry wall construction

		EUR
Concealed rough parts	12 340 970 90	107.50

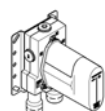
36 425 670



Concealed thermostat with one function volume control

- cover plate 150 x 90 mm
- temperature control handle with safety limit stop at 38 °C
- hot water temperature limiter, can be preset

		EUR
Chrome	36 425 670-00	719.60
Brushed Chrome	36 425 670-93	935.50
Brushed Platinum	36 425 670-06	1,161.80



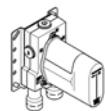
Required miscellaneous

Concealed thermostat

- min. recess depth 80 mm
- max. recess depth 136 mm

For details and miscellaneous, see page 588.

		EUR
Concealed rough parts	35 425 970 90	414.80



Required miscellaneous

Concealed thermostat with built-in isolators

- min. recess depth 80 mm
- max. recess depth 136 mm

For details and miscellaneous, see page 587.

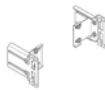
		EUR
Concealed rough parts	35 426 970 90	435.70



Required miscellaneous

xGRID Installation track 555 mm

		EUR
Concealed rough parts	12 360 970 90	106.80



Optional miscellaneous

xGRID Attachment set for integrating in the dry wall construction

		EUR
Concealed rough parts	12 340 970 90	107.50



CL.1



CYO



IMO



Lissé



LULU



Madison



MEM



Meta



Tara



VAIA



Shower



Concealed articles



Miscellaneous



Kitchen

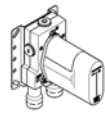
36 426 670



Concealed thermostat with two function volume control

- rotary diverter with volume control and shut-off function
- cover plate 150 x 90 mm
- temperature control handle with safety limit stop at 38 °C
- hot water temperature limiter, can be preset

		EUR
Chrome	36 426 670-00	853.20
Brushed Chrome	36 426 670-93	1,109.20
Brushed Platinum	36 426 670-06	1,377.80



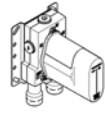
Required miscellaneous

Concealed thermostat

- min. recess depth 80 mm
- max. recess depth 136 mm

For details and miscellaneous, see page 588.

		EUR
Concealed rough parts	35 425 970 90	414.80



Required miscellaneous

Concealed thermostat with built-in isolators

- min. recess depth 80 mm
- max. recess depth 136 mm

For details and miscellaneous, see page 587.

		EUR
Concealed rough parts	35 426 970 90	435.70



Required miscellaneous

xGRID Installation track 555 mm

		EUR
Concealed rough parts	12 360 970 90	106.80



Optional miscellaneous

xGRID Attachment set for integrating in the dry wall construction

		EUR
Concealed rough parts	12 340 970 90	107.50

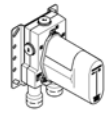
36 427 670



Concealed thermostat with three function volume control

- rotary diverter with volume control and shut-off function
- cover plate 150 x 90 mm
- temperature control handle with safety limit stop at 38 °C
- hot water temperature limiter, can be preset

		EUR
Chrome	36 427 670-00	904.70
Brushed Chrome	36 427 670-93	1,176.10
Brushed Platinum	36 427 670-06	1,460.60



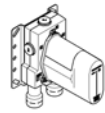
Required miscellaneous

Concealed thermostat

- min. recess depth 80 mm
- max. recess depth 136 mm

For details and miscellaneous, see page 589.

		EUR
Concealed rough parts	35 427 970 90	434.60



Required miscellaneous

Concealed thermostat with built-in isolators

- min. recess depth 80 mm
- max. recess depth 136 mm

For details and miscellaneous, see page 588.

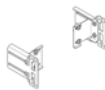
		EUR
Concealed rough parts	35 428 970 90	455.90



Required miscellaneous

xGRID Installation track 555 mm

		EUR
Concealed rough parts	12 360 970 90	106.80



Optional miscellaneous

xGRID Attachment set for integrating in the dry wall construction

		EUR
Concealed rough parts	12 340 970 90	107.50

36 503 780 +
2x 36 607 980



xTOOL Thermostat module with 2 valves

- cover plate 120 x 120 mm
- rosette 60 x 60 mm
- temperature control handle with safety limit stop at 38 °C
- thermostat cartridge
- 2x head part with cut-to-length spindle and sleeve

		EUR
Chrome	1 x 36 503 780-00	1,229.10
	2 x 36 607 980-00	256.80
	Total price:	1,742.70
Brushed Chrome	1 x 36 503 780-93	1,597.80
	2 x 36 607 980-93	333.80
	Total price:	2,265.40
Brushed Platinum	1 x 36 503 780-06	1,967.00
	2 x 36 607 980-06	410.50
	Total price:	2,788.00



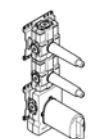
Required miscellaneous

xTOOL Concealed thermostat module with 2 valves

- min. recess depth 95 mm
- max. recess depth 160 mm

For details and miscellaneous, see page 593.

		EUR
Concealed rough parts	35 524 970 90	1,111.50



Required miscellaneous

xTOOL Concealed thermostat module with 2 valves

- min. recess depth 95 mm
- max. recess depth 160 mm

For details and miscellaneous, see page 592.

		EUR
Concealed rough parts	35 521 970 90	1,123.80



Required miscellaneous

xGRID Installation track 555 mm

		EUR
Concealed rough parts	12 360 970 90	106.80



Optional miscellaneous

xGRID Attachment set for integrating in the dry wall construction

		EUR
Concealed rough parts	12 340 970 90	107.50

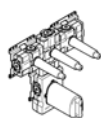
36 503 780 +
3x 36 607 980



xTOOL Thermostat module with 3 valves

- cover plate 120 x 120 mm
- rosette 60 x 60 mm
- temperature control handle with safety limit stop at 38 °C
- thermostat cartridge
- 3x head part with cut-to-length spindle and sleeve

		EUR
Chrome	1 x 36 503 780-00	1,229.10
	3 x 36 607 980-00	256.80
	Total price:	1,999.50
Brushed Chrome	1 x 36 503 780-93	1,597.80
	3 x 36 607 980-93	333.80
	Total price:	2,599.20
Brushed Platinum	1 x 36 503 780-06	1,967.00
	3 x 36 607 980-06	410.50
	Total price:	3,198.50



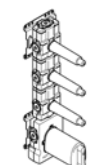
Required miscellaneous

xTOOL Concealed thermostat module with 3 valves

- min. recess depth 95 mm
- max. recess depth 160 mm

For details and miscellaneous, see page 595.

		EUR
Concealed rough parts	35 534 970 90	1,308.40



Required miscellaneous

xTOOL Concealed thermostat module with 3 valves

- min. recess depth 95 mm
- max. recess depth 160 mm

For details and miscellaneous, see page 594.

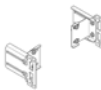
		EUR
Concealed rough parts	35 531 970 90	1,207.70



Required miscellaneous

xGRID Installation track 555 mm

		EUR
Concealed rough parts	12 360 970 90	106.80



Optional miscellaneous

xGRID Attachment set for integrating in the dry wall construction

		EUR
Concealed rough parts	12 340 970 90	107.50



CL.1



CYO



IMO



Lissé



LULU



Madison



MEM



Meta



Tara.



VAIA



Shower



Concealed articles



Miscellaneous



Kitchen

36 501 780



xTOOL Concealed thermostat without volume control 1/2"

- cover plate 120 x 120 mm
- temperature control handle with safety limit stop at 38 °C
- thermostat cartridge

		EUR
Chrome	36 501 780-00	1,229.10
Brushed Chrome	36 501 780-93	1,597.80
Brushed Platinum	36 501 780-06	1,967.00



Product alternative

xTOOL Concealed thermostat without volume control 3/4"

- 3/4" thermostat cartridge with integrated filters

		EUR
Chrome	36 503 780-00	1,229.10
Brushed Chrome	36 503 780-93	1,597.80
Brushed Platinum	36 503 780-06	1,967.00



Required miscellaneous

xTOOL Concealed thermostat module without volume control

- min. recess depth 115 mm
- max. recess depth 155 mm

For details and miscellaneous, see page 590.

		EUR
Concealed rough parts	35 503 970 90	823.00



Required miscellaneous

xGRID Installation track 555 mm

		EUR
Concealed rough parts	12 360 970 90	106.80



Optional miscellaneous

xGRID Attachment set for integrating in the dry wall construction

		EUR
Concealed rough parts	12 340 970 90	107.50

36 501 985



xTOOL Concealed thermostat without volume control 1/2"

- cover plate 120 x 120 mm
- temperature control handle with safety limit stop at 38 °C
- thermostat cartridge

		EUR
Chrome	36 501 985-00	1,256.00
Brushed Platinum	36 501 985-06	2,009.70



Product alternative

xTOOL Concealed thermostat without volume control 3/4"

- 3/4" thermostat cartridge with integrated filters

		EUR
Chrome	36 503 985-00	1,256.00
Brushed Platinum	36 503 985-06	2,009.70



Required miscellaneous

xTOOL Concealed thermostat module without volume control

- min. recess depth 95 mm
- max. recess depth 160 mm

For details and miscellaneous, see page 590.

		EUR
Concealed rough parts	35 503 970 90	823.00



Required miscellaneous

xGRID Installation track 555 mm

		EUR
Concealed rough parts	12 360 970 90	106.80



Optional miscellaneous

xGRID Attachment set for integrating in the dry wall construction

		EUR
Concealed rough parts	12 340 970 90	107.50

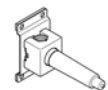
36 607 980



Wall valve anti-clockwise closing 1/2"

- rosette 60 x 60 mm
- head part with cut-to-length spindle and sleeve

		EUR
Chrome	36 607 980-00	256.80
Brushed Chrome	36 607 980-93	333.80
Brushed Platinum	36 607 980-06	410.50















Required miscellaneous

Wall valve 1/2"

- min. recess depth 75 mm
- max. recess depth 145 mm

For details and miscellaneous, see page 595.

		EUR
Concealed rough parts	35 607 970 90	86.60

36 608 980		Wall valve anti-clockwise closing 3/4" • rosette 60 x 60 mm • head part with cut-to-length spindle and sleeve	EUR	
			Chrome	36 608 980-00 256.70
			Brushed Platinum	36 608 980-06 410.60
		Required miscellaneous	EUR	
Wall valve 3/4" • min. recess depth 75 mm • max. recess depth 145 mm		Concealed rough parts	35 608 970 90 113.40	
For details and miscellaneous, see page 596.				
36 607 985		Wall valve anti-clockwise closing 1/2" • rosette 60 x 60 mm • head part with cut-to-length spindle and sleeve	EUR	
			Chrome	36 607 985-00 295.90
			Brushed Chrome	36 607 985-93 384.70
		Required miscellaneous	EUR	
Wall valve 1/2" • min. recess depth 75 mm • max. recess depth 145 mm		Concealed rough parts	35 607 970 90 86.60	
For details and miscellaneous, see page 596.				
36 608 985		Wall valve anti-clockwise closing 3/4" • rosette 60 x 60 mm • head part with cut-to-length spindle and sleeve	EUR	
			Chrome	36 608 985-00 295.90
			Brushed Platinum	36 608 985-06 473.40
		Required miscellaneous	EUR	
Wall valve 3/4" • min. recess depth 75 mm • max. recess depth 145 mm		Concealed rough parts	35 608 970 90 113.40	
For details and miscellaneous, see page 596.				
36 200 980		NEW Concealed two-way diverter • rotary diverter • rosette 60 x 60 mm	EUR	
			Chrome	36 200 980-00 307.50
			Brushed Platinum	36 200 980-06 491.90
		Required miscellaneous	EUR	
Concealed two-way diverter • min. recess depth 85 mm • max. recess depth 160 mm		Concealed rough parts	35 202 970 90 281.70	
For details and miscellaneous, see page 596.				
36 200 985		NEW Concealed two-way diverter • rotary diverter • rosette 60 x 60 mm	EUR	
			Chrome	36 200 985-00 353.30
			Brushed Platinum	36 200 985-06 565.30
		Required miscellaneous	EUR	
Concealed two-way diverter • min. recess depth 85 mm • max. recess depth 160 mm		Concealed rough parts	35 202 970 90 281.70	
For details and miscellaneous, see page 596.				
36 210 980		NEW Concealed three-way diverter • rotary diverter • rosette 60 x 60 mm	EUR	
			Chrome	36 210 980-00 307.50
			Brushed Platinum	36 210 980-06 491.90
		Required miscellaneous	EUR	
Concealed three-way diverter • min. recess depth 85 mm • max. recess depth 160 mm		Concealed rough parts	35 203 970 90 343.00	
For details and miscellaneous, see page 596.				



CL.1



CYO



IMO



Lissé



LULU



Madison



MEM



Meta



Tara



VAIA



Shower



Concealed articles



Miscellaneous



Kitchen

36 210 985

NEW

Concealed three-way diverter

- rotary diverter
- rosette 60 x 60 mm



Required miscellaneous

Concealed three-way diverter

- min. recess depth 85 mm
- max. recess depth 160 mm

For details and miscellaneous, see page 596.

		EUR
Chrome	36 210 985-00	353.30
Brushed Platinum	36 210 985-06	565.30

		EUR
Concealed rough parts	35 203 970 90	343.00



IMO

27 412 670



Three-hole single-lever bath mixer for bath rim or tile edge installation

- 224 mm projection
- spout: cascade
- complete hand shower set: normal flow
- complete hand shower set with anti-scale system
- automatic bath/shower diverter
- height of mixer 110 mm
- height up to aerator 138 mm
- hole diameter spout 32 mm
- single-lever mixer hole diameter 35 mm
- hole diameter for complete hand shower set 32 mm
- rosette for mixer 60 x 60 mm
- rosette for spout 60 x 60 mm
- rosette for complete hand shower set 60 x 60 mm
- metal shower hose 2250 mm with integrated anti-twist protection
- max. flow 19.2 l/min at 3 bar flow pressure
- max. flow for complete hand shower set 6.8 l/min

Intrinsic protection against back flow.

		EUR
Chrome	27 412 670-00	2,172.00
Brushed Chrome	27 412 670-93	2,823.60
Brushed Platinum	27 412 670-06	3,475.20



Optional miscellaneous

Perfecto installation kit

	EUR
12 614 970 90	1,707.60



Optional miscellaneous

Decorative caps for Perfecto

- 1 pair

	EUR	
Chrome	12 801 970-00	52.80
Brushed Chrome	12 801 970-93	68.60
Brushed Platinum	12 801 970-06	84.70

13 801 670



Bath spout for wall mounting

- 200 mm projection
- rectangular normal flow
- hole diameter 37 mm
- 1/2" connection
- max. flow 25.1 l/min at 3 bar flow pressure

	EUR	
Chrome	13 801 670-00	611.20
Brushed Chrome	13 801 670-93	794.60
Brushed Platinum	13 801 670-06	977.90



Optional miscellaneous

Concealed wall elbow

- min. recess depth 90 mm
- max. recess depth 163 mm

For details and miscellaneous, see page 603.

	EUR	
Concealed rough parts	35 085 970 90	116.90

27 702 980



Hand shower set for bath rim or tile edge installation

- normal flow
- with anti-scale system
- rosette 60 x 60 mm
- hole diameter 32 mm
- metal shower hose 2250 mm with integrated anti-twist protection
- max. flow 6.8 l/min

Two-piece design allows hose to later be changed without dismantling the fitting.

Intrinsic protection against back flow.

	EUR	
Chrome	27 702 980-00	543.50
Brushed Chrome	27 702 980-93	706.60
Brushed Platinum	27 702 980-06	869.40

29 300 670



Single-lever bath mixer for bath rim or tile edge installation

- rosette 60 x 60 mm
- hole diameter 35 mm
- max. flow 35.7 l/min at 3 bar flow pressure

	EUR	
Chrome	29 300 670-00	643.40
Brushed Chrome	29 300 670-93	836.40
Brushed Platinum	29 300 670-06	1,029.40

29 140 670



Two-way diverter for bath rim or tile edge installation

- automatic bath/shower diverter
- hole diameter 32 mm
- rosette 60 x 60 mm
- 1/2" connection
- max. flow 64.9 l/min at 3 bar flow pressure

	EUR	
Chrome	29 140 670-00	830.00
Brushed Chrome	29 140 670-93	1,079.00
Brushed Platinum	29 140 670-06	1,328.00



CL.1



CYO



IMO



Lissé



LULU



Madison



MEM



Meta



Tara.



VAIA



Shower



Concealed articles



Miscellaneous



Kitchen

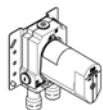
36 120 670



Concealed single-lever mixer with diverter

- automatic diverter
- cover plate 150 x 90 mm

		EUR
Chrome	36 120 670-00	573.60
Brushed Chrome	36 120 670-93	745.70
Brushed Platinum	36 120 670-06	917.70



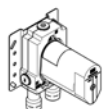
Required miscellaneous

Concealed single-lever mixer

- min. recess depth 80 mm
- max. recess depth 105 mm

For details and miscellaneous, see page 587.

		EUR
Concealed rough parts	35 020 970 90	225.50



Required miscellaneous

Concealed single-lever mixer with backflow preventor

- min. recess depth 80 mm
- max. recess depth 105 mm

For details and miscellaneous, see page 586.

		EUR
Concealed rough parts	35 021 970 90	322.20



Required miscellaneous

xGRID Installation track 555 mm

		EUR
Concealed rough parts	12 360 970 90	106.80



Optional miscellaneous

xGRID Attachment set for integrating in the dry wall construction

		EUR
Concealed rough parts	12 340 970 90	107.50

36 243 970



Pop-up waste and overflow

- drain Ø 52 mm

Also suitable for king-size baths.



Required miscellaneous

Pop-up waste and overflow

- bowden cable length 725 mm

		EUR
Chrome	36 243 970-00	210.40
Brushed Chrome	36 243 970-93	273.50
Brushed Platinum	36 243 970-06	336.90

		EUR
Concealed rough parts	35 227 970 90	170.60

36 247 970



Bath spout with pop-up waste and overflow

- drain Ø 52 mm
- max. flow 27.8 l/min at 3 bar flow pressure

Also suitable for king-size baths.

In combination with 35 021 970 90 concealed single-lever mixer, is intrinsically safe under DIN EN 1717. Alternatively, ensure protection with vacuum breaker 35 150 970 90.



Required miscellaneous

Bath spout with pop-up waste and overflow

- bowden cable length 725 mm

		EUR
Chrome	36 247 970-00	318.30
Brushed Chrome	36 247 970-93	413.80
Brushed Platinum	36 247 970-06	509.30

		EUR
Concealed rough parts	35 248 970 90	469.80



Required miscellaneous

Vacuum breaker

		EUR
Chrome	36 150 970-00	87.30
Brushed Chrome	36 150 970-93	113.50
Brushed Platinum	36 150 970-06	139.60



Required miscellaneous

Vacuum breaker

- 3/4" connection

		EUR
Concealed rough parts	35 150 970 90	299.60


	Bath grip • gauge 300 mm • width 340 mm • height 60 mm • 73 mm projection	EUR	
		Chrome	83 030 670-00 362.10
		Brushed Chrome	83 030 670-93 470.70
		Brushed Platinum	83 030 670-06 579.40

	Towel bar • gauge 450 mm • width 490 mm • height 60 mm • 73 mm projection Goes with ELIO, ENO, LOT, TARA ULTRA and MEM	EUR	
		Chrome	83 045 670-00 347.40
		Brushed Chrome	83 045 670-93 451.60
		Brushed Platinum	83 045 670-06 555.80

	Towel bar • gauge 600 mm • width 645 mm • height 60 mm • 73 mm projection Goes with ELIO, ENO, LOT, TARA ULTRA and MEM	EUR	
		Chrome	83 060 670-00 358.60
		Brushed Chrome	83 060 670-93 466.20
		Brushed Platinum	83 060 670-06 573.80

	Towel bar 1-piece non-swivel • width 30 mm • height 60 mm • 400 mm projection	EUR	
		Chrome	83 211 670-00 303.90
		Brushed Chrome	83 211 670-93 395.10
		Brushed Platinum	83 211 670-06 486.50

	Hooks • width 19 mm • height 42 mm • 36 mm projection	EUR	
		Chrome	83 251 670-00 101.30
		Brushed Chrome	83 251 670-93 131.70
		Brushed Platinum	83 251 670-06 162.10

	Hooks • 55 mm projection Goes with ELIO, ENO, META SQUARE, SYNC, TARA ULTRA and MEM	EUR	
		Chrome	83 251 220-00 42.70
		Brushed Chrome	83 251 220-93 55.50
		Brushed Platinum	83 251 220-06 68.10

	Soap dish wall model • width 120 mm • height 20 mm • 145 mm projection	EUR	
		Chrome	83 410 979-00 275.40
		Brushed Chrome	83 410 979-93 358.00
		Brushed Platinum	83 410 979-06 440.60

	Soap dish free-standing model • 119 x 119 x 10 mm	EUR	
		Chrome	84 410 780-00 335.00
		Brushed Chrome	84 410 780-93 435.50
		Brushed Platinum	84 410 780-06 535.70

	Dispenser wall model • bottle made of crystal glass, matt • width 60 mm • height 200 mm • 250 ml bottle • 96 mm projection	EUR	
		Chrome	83 435 970-00 435.60
		Brushed Chrome	83 435 970-93 566.30
		Brushed Platinum	83 435 970-06 696.90



CL.1



CYO



IMO



Lissé



LULU



Madison



MEM



Meta



Tara.



VAIA



Shower



Concealed articles



Miscellaneous



Kitchen

84 435 970



Dispenser free-standing model

- bottle made of crystal glass, matt
- width 60 mm
- height 200 mm
- 250 ml bottle
- 59 mm projection

Goes with ELIO, ENO, META SQUARE, SYNC, TARA, TARA ULTRA and MEM

		EUR
Chrome	84 435 970-00	401.30
Brushed Chrome	84 435 970-93	521.70
Brushed Platinum	84 435 970-06	641.60

83 400 979



Tumbler holder wall model

- crystal glass, transparent
- width 60 mm
- height 120 mm
- 110 mm projection



Optional miscellaneous

Crystal tumbler

		EUR
Chrome	83 400 979-00	265.50
Brushed Chrome	83 400 979-93	345.20
Brushed Platinum	83 400 979-06	424.80

		EUR
Crystal tumbler	08 90 00 008 84	57.00

83 401 979



Tumbler holder wall model

- crystal glass brush holder, matte
- width 60 mm
- height 120 mm
- 110 mm projection




Optional miscellaneous

Crystal tumbler

		EUR
Chrome	83 401 979-00	265.50
Brushed Chrome	83 401 979-93	345.20
Brushed Platinum	83 401 979-06	424.80

		EUR
Crystal tumbler	08 90 00 008 82	68.00

83 481 970



Shelf wall model

- width 200 mm
- height 26 mm
- 100 mm projection
- **without grid element**

Required miscellaneous

Grid element

- plastic grid elements

		EUR
Chrome	83 481 970-00	125.90
Brushed Chrome	83 481 970-93	163.70
Brushed Platinum	83 481 970-06	201.50

		EUR
Matte Black	82 481 970-33	48.10
Creamy White	82 481 970-51	48.10
Light Grey	82 481 970-52	48.10
Taupe	82 481 970-53	48.10

83 482 970



Shelf wall model

- width 300 mm
- height 26 mm
- 100 mm projection
- **without grid element**

Required miscellaneous

Grid element

- plastic grid elements

		EUR
Chrome	83 482 970-00	149.50
Brushed Chrome	83 482 970-93	194.40
Brushed Platinum	83 482 970-06	239.10

		EUR
Matte Black	82 482 970-33	63.60
Creamy White	82 482 970-51	63.60
Light Grey	82 482 970-52	63.60
Taupe	82 482 970-53	63.60

83 281 530

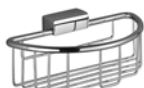


Corner soap basket

- width 150 mm
- height 40 mm
- 165 mm projection

		EUR
Chrome	83 281 530-00	216.20
Brushed Chrome	83 281 530-93	281.10
Brushed Platinum	83 281 530-06	345.70

83 290 970

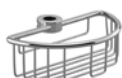


Shower basket for wall mounting

- width 200 mm
- height 70 mm
- 115 mm projection

		EUR
Chrome	83 290 970-00	210.90
Brushed Chrome	83 290 970-93	274.20
Brushed Platinum	83 290 970-06	337.50

82 290 970



Shower basket for subsequent mounting on riser

- width 200 mm
- height 62 mm
- 125 mm projection

		EUR
Chrome	82 290 970-00	210.90
Brushed Chrome	82 290 970-93	274.20
Brushed Platinum	82 290 970-06	337.50

83 500 670



Tissue holder without cover

- width 166 mm
- height 60 mm
- 73 mm projection

		EUR
Chrome	83 500 670-00	257.40
Brushed Chrome	83 500 670-93	334.60
Brushed Platinum	83 500 670-06	411.80

83 900 970



Toilet brush set wall model

- crystal glass
- brush, matte black
- width 126 mm
- height 415 mm
- 120 mm projection

		EUR
Chrome	83 900 970-00	377.20
Brushed Chrome	83 900 970-93	490.40
Brushed Platinum	83 900 970-06	603.40



Optional miscellaneous

		EUR
Brush white	08 18 50 600 90	12.00



Optional miscellaneous

		EUR
Brush matte black	90 18 50 601 00 90	34.00



Optional miscellaneous

		EUR
Glass matte	08 90 04 008 82	81.00



Optional miscellaneous

		EUR
Brush handle		
Chrome	90 20 97 507 00-00	87.00
Brushed Chrome	90 20 97 507 00-93	104.00
Brushed Platinum	90 20 97 507 00-06	164.00

12 660 979



Cover plate for the concealed WC cistern made by TeCe

- cover plate 150 x 240 x 15 mm
- flush handle with rotary operation and two-volume technology (full flush/partial flush)

This product is compatible with the following TECE products:

- TECEprofil dry wall construction, article numbers: 9300300, 9300322, 9300301, 9300344, 9300309, 9300303, 9300388, 9300366, 9300100, 9300101
- TECEbox wet wall construction, article numbers: 9370300, 9375300, 9371300

		EUR
Chrome	12 660 979-00	811.30
Brushed Chrome	12 660 979-93	1,054.70
Brushed Platinum	12 660 979-06	1,298.30



CL.1



CYO



IMO



Lissé



LULU



Madison



MEM



Meta



Tara



VAIA



Shower



Concealed articles



Miscellaneous



Kitchen



LISSÉ

Sieger Design

Basin
from page 160

Bidet
from page 164

Shower
from page 165

Thermostats, Mixers,
Diverter and Valves
from page 180

Bath
from page 183

Accessories
from page 185

Detailed product information, documents, dimensional drawings and 3D objects can be found online at www.dornbracht.com.



CL.1



CYO



IMO



Lissé



LULU



Madison



MEM



Meta



Tara.



VAIA



Shower



Concealed
articles



Miscellaneous



Kitchen

Basin fittings overview

Single-lever basin mixer

130 mm projection



33 500 845
33 521 845*

With raised base

215 mm projection



33 537 845*

Wall-mounted single-lever basin mixers

170 mm projection



36 860 845

210 mm projection



36 861 845

Single-lever basin mixer with high spout

130 mm projection



33 506 845
33 526 845*

Three-hole basin mixer

130 mm projection



20 713 845

Deck-mounted basin spout

130 mm projection



13 700 845*



Overview of bath fittings

Bath mixer



33 200 845

Three-hole single-lever bath mixer



27 412 845

Bath spout



13 801 845

Hand shower



27 702 979

Single-lever mixers



36 120 845

Integrated bath filler



36 247 970

Miscellaneous



36 243 970



CL.1



CYO



IMO



Lissé



LULU



Madison



MEM



Meta



Tara.



VAIA



Shower



Concealed articles



Miscellaneous



Kitchen

33 500 845



Single-lever basin mixer with pop-up waste

- 130 mm projection
- fixed spout
- circular, air-enriched flow
- height of mixer 127 mm
- height up to aerator 75 mm
- hole diameter 35 mm
- 2x screw-in M 8 x 1 pressure hose, leak-tested
- max. flow 5.7 l/min
- lead-free

Only suitable for basins with an overflow.

		EUR
Chrome	33 500 845-00	521.90
Brushed Chrome	33 500 845-93	678.50
Brushed Platinum	33 500 845-06	834.80
Dark Chrome	33 500 845-19	782.90
Matte Black	33 500 845-33	704.50



Product alternative

Single-lever basin mixer without pop-up waste
• without pop-up waste

		EUR
Chrome	33 521 845-00	452.60
Brushed Chrome	33 521 845-93	588.40
Brushed Platinum	33 521 845-06	724.20
Dark Chrome	33 521 845-19	678.90
Matte Black	33 521 845-33	611.10

33 506 845



Single-lever basin mixer with raised base with pop-up waste

- 130 mm projection
- fixed spout
- circular, air-enriched flow
- height of mixer 236 mm
- height up to aerator 185 mm
- hole diameter 35 mm
- 2x screw-in M 8 x 1 pressure hose, leak-tested
- max. flow 5.7 l/min
- lead-free

Only suitable for basins with an overflow.

		EUR
Chrome	33 506 845-00	875.10
Brushed Chrome	33 506 845-93	1,137.60
Brushed Platinum	33 506 845-06	1,400.20
Dark Chrome	33 506 845-19	1,312.70
Matte Black	33 506 845-33	1,181.50



Product alternative

Single-lever basin mixer with raised base without pop-up waste
• without pop-up waste

		EUR
Chrome	33 526 845-00	761.70
Brushed Chrome	33 526 845-93	990.20
Brushed Platinum	33 526 845-06	1,218.80
Dark Chrome	33 526 845-19	1,142.60
Matte Black	33 526 845-33	1,028.30

33 537 845



Single-lever basin mixer with raised base without pop-up waste

- 215 mm projection
- fixed spout
- circular, air-enriched flow
- height of mixer 292 mm
- height up to aerator 241 mm
- hole diameter 35 mm
- 2x screw-in M 8 x 1 pressure hose, leak-tested
- max. flow 5.7 l/min
- lead-free

for use on counter-top bowls

		EUR
Chrome	33 537 845-00	973.20
Brushed Chrome	33 537 845-93	1,265.20
Brushed Platinum	33 537 845-06	1,557.40
Dark Chrome	33 537 845-19	1,459.80
Matte Black	33 537 845-33	1,313.80

20 713 845



Three-hole basin mixer with pop-up waste

- 130 mm projection
- fixed spout
- circular, air-enriched flow
- height of mixer 95 mm
- height up to aerator 75 mm
- hole diameter valve 32 mm
- hole diameter spout 35 mm
- rosette Ø 48 mm
- max. flow 5.7 l/min
- lead-free

Only suitable for basins with an overflow.

		EUR
Chrome	20 713 845-00	819.00
Brushed Chrome	20 713 845-93	1,064.70
Brushed Platinum	20 713 845-06	1,310.30
Dark Chrome	20 713 845-19	1,228.50
Matte Black	20 713 845-33	1,105.60



Required miscellaneous

High pressure hoses
• 2x 1/2" x 3/8" high pressure hose

		EUR
	12 506 970 90	86.40

13 700 845



Deck-mounted basin spout without pop-up waste

- 130 mm projection
- fixed spout
- circular, air-enriched flow
- height of mixer 95 mm
- height up to aerator 75 mm
- hole diameter 35 mm
- 1/2" connection
- max. flow 5.7 l/min
- lead-free

For Touchfree control please order eSet Touchfree WITH or WITHOUT temperature adjustment

		EUR
Chrome	13 700 845-00	387.20
Brushed Chrome	13 700 845-93	503.40
Dark Chrome	13 700 845-19	580.80
Matte Black	13 700 845-33	522.70

36 860 845



Wall-mounted single-lever basin mixer without pop-up waste

- 170 mm projection
- fixed spout
- circular, air-enriched flow
- hole diameter spout 37 mm
- hole diameter single-lever mixer 57 mm
- rosette 78 x 78 mm
- max. flow 5.7 l/min
- lead-free

		EUR
Chrome	36 860 845-00	776.40
Brushed Chrome	36 860 845-93	1,009.30
Brushed Platinum	36 860 845-06	1,242.00
Dark Chrome	36 860 845-19	1,164.60
Matte Black	36 860 845-33	1,048.10



Required miscellaneous EUR

Concealed wall-mounted single-lever mixer	Concealed rough parts	35 860 970 90	213.80
<ul style="list-style-type: none"> • min. recess depth 80 mm • max. recess depth 95 mm 			

For details and miscellaneous, see page 585.



Required miscellaneous EUR

Concealed wall-mounted single-lever mixer on right	Concealed rough parts	35 816 970 90	367.00
---	-----------------------	---------------	--------

NOTE: Not suitable for concealed installation. Connection by means of angle valves, mounted with screws to back wall.

For details and miscellaneous, see page 584.

36 861 845



Wall-mounted single-lever basin mixer without pop-up waste

- 210 mm projection
- fixed spout
- circular, air-enriched flow
- hole diameter spout 37 mm
- hole diameter single-lever mixer 57 mm
- rosette 78 x 78 mm
- max. flow 5.7 l/min
- lead-free

		EUR
Chrome	36 861 845-00	810.20
Brushed Chrome	36 861 845-93	1,053.30
Brushed Platinum	36 861 845-06	1,296.10
Dark Chrome	36 861 845-19	1,215.30
Matte Black	36 861 845-33	1,093.70



Required miscellaneous EUR

Concealed wall-mounted single-lever mixer	Concealed rough parts	35 860 970 90	213.80
<ul style="list-style-type: none"> • min. recess depth 80 mm • max. recess depth 95 mm 			

For details and miscellaneous, see page 585.



Required miscellaneous EUR

Concealed wall-mounted single-lever mixer on right	Concealed rough parts	35 816 970 90	367.00
---	-----------------------	---------------	--------

NOTE: Not suitable for concealed installation. Connection by means of angle valves, mounted with screws to back wall.

For details and miscellaneous, see page 584.



CL.1



CYO



IMO



Lissé



LULU



Madison



MEM



Meta



Tara.



VAIA



Shower



Concealed articles



Miscellaneous



Kitchen

13 700 845 +
42 765 970



eSET Touchfree Basin mixer without pop-up waste with temperature setting

- 130 mm projection
- fixed spout
- circular, air-enriched flow
- height of mixer 95 mm
- height up to aerator 75 mm
- hole diameter 35 mm
- 2x screw-in M 10 x 1 pressure hose, leak-tested
- 1/2" connection
- max. flow 5.7 l/min
- lead-free
- automatic hygiene flush
- suitable for thermal disinfection
- adjustable follow-up time
- high-frequency sensors with self-calibration
- magnetic valve
- temperature setting via thermostat
- 100-240 V AC / 12 V DC, 50-60 Hz, 18 W power supply unit, incl. country-specific adapter set

Cannot be combined with basins in conducting materials (e.g. steel, river stone).

Cannot be combined with basins that have a closing drain.

		EUR
Chrome	1 x 13 700 845-00	387.20
	1 x 42 765 970 90	654.40
	Total price:	1,041.60



Required miscellaneous

eSET Touchfree Basin mixer with temperature setting for combining with free-standing fittings

For details and miscellaneous, see page 598.

		EUR
Concealed rough parts	35 740 970 90	298.60

13 700 845 +
42 766 970



eSET Touchfree Basin mixer without pop-up waste without temperature setting

- 130 mm projection
- fixed spout
- circular, air-enriched flow
- height of mixer 95 mm
- height up to aerator 75 mm
- hole diameter 35 mm
- 2x screw-in M 10 x 1 pressure hose, leak-tested
- 1/2" connection
- max. flow 5.7 l/min
- lead-free
- automatic hygiene flush
- suitable for thermal disinfection
- adjustable follow-up time
- high-frequency sensors with self-calibration
- magnetic valve
- 100-240 V AC / 12 V DC, 50-60 Hz, 18 W power supply unit, incl. country-specific adapter set

Cannot be combined with basins in conducting materials (e.g. steel, river stone).

Cannot be combined with basins that have a closing drain.

		EUR
Chrome	1 x 13 700 845-00	387.20
	1 x 42 766 970 90	545.30
	Total price:	932.50
Brushed Chrome	1 x 13 700 845-93	503.40
	1 x 42 766 970 90	545.30
	Total price:	1,048.70
Dark Chrome	1 x 13 700 845-19	580.80
	1 x 42 766 970 90	545.30
	Total price:	1,126.10
Matte Black	1 x 13 700 845-33	522.70
	1 x 42 766 970 90	545.30
	Total price:	1,068.00



Required miscellaneous

eSET Touchfree Basin mixer without temperature setting for combining with free-standing fittings

For details and miscellaneous, see page 598.

		EUR
Concealed rough parts	35 742 970 90	271.30

Accessories

10 060 970



Siphon for basin

- rosette Ø 70 mm

		EUR
Chrome	10 060 970-00	322.30
Brushed Chrome	10 060 970-93	419.00
Brushed Platinum	10 060 970-06	515.80
Dark Chrome	10 060 970-19	483.40
Matte Black	10 060 970-33	435.20

22 901 979



Angle valve

- rosette Ø 55 mm
- hose covering 200 mm, for shortening

		EUR
Chrome	22 901 979-00	179.50
Brushed Chrome	22 901 979-93	233.40
Brushed Platinum	22 901 979-06	287.20
Dark Chrome	22 901 979-19	269.20
Matte Black	22 901 979-33	242.40



CL.1



CYO



IMO



Lissé



LULU



Madison



MEM



Meta



Tara.



VAIA



Shower



Concealed articles



Miscellaneous



Kitchen

33 600 845



Single-lever bidet mixer with pop-up waste

- **123 mm projection**
- ball-joint pivotable through 30°
- rectangular, air-enriched flow
- height of mixer 127 mm
- height up to aerator 83 mm
- hole diameter 35 mm
- 2x screw-in M 8 x 1 pressure hose, leak-tested
- max. flow 6 l/min

EUR

Chrome	33 600 845-00	786.90
Brushed Chrome	33 600 845-93	1,023.00
Brushed Platinum	33 600 845-06	1,258.80
Dark Chrome	33 600 845-19	1,180.40



Lissé

36 002 970 +
28 017 979



Concealed single-lever mixer with integrated shower connection with hand shower set

- metal shower hose 1750 mm with integrated anti-twist protection
- hand shower: normal flow
- spray head Ø 130 mm
- max. hand shower flow 15 l/min

Intrinsic protection against back flow.



Product alternative

Hand shower

- three settings: normal flow, soft flow, massage flow
 - spray head Ø 100 mm
 - max. flow 15 l/min
- Hand shower see page 557.

For details and miscellaneous, see page 558.

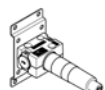


Product alternative

Hand shower

- four settings: normal flow, soft flow, massage flow, cascade
 - spray head Ø 120 mm
 - max. flow 15 l/min
- Hand shower see page 557.

For details and miscellaneous, see page 559.



Required miscellaneous

Concealed wall mounting

- min. recess depth 80 mm
- max. recess depth 105 mm

For details and miscellaneous, see page 584.

		EUR
Chrome	1 x 36 002 970-00	715.80
	1 x 28 017 979-00	173.10
	Total price:	888.90
Brushed Chrome	1 x 36 002 970-93	930.50
	1 x 28 017 979-93	225.00
	Total price:	1,155.50
Brushed Platinum	1 x 36 002 970-06	1,145.30
	1 x 28 017 979-06	277.10
	Total price:	1,422.40
Dark Chrome	1 x 36 002 970-19	1,073.80
	1 x 28 017 979-19	259.70
	Total price:	1,333.50
Matte Black	1 x 36 002 970-33	966.40
	1 x 28 017 979-33	233.80
	Total price:	1,200.20

		EUR
Chrome	28 018 979-00	129.20
	28 018 979-93	168.00
Brushed Platinum	28 018 979-06	206.70
Dark Chrome	28 018 979-19	193.80
Matte Black	28 018 979-33	174.40

		EUR
Chrome	28 012 979-00	224.70
	28 012 979-93	292.10
Brushed Platinum	28 012 979-06	359.50
Dark Chrome	28 012 979-19	337.10
Matte Black	28 012 979-33	303.30

		EUR
Concealed rough parts	35 050 970 90	305.40



CL.1



CYO



IMO



Lissé



LULU



Madison



MEM



Meta



Tara.



VAIA



Shower



Concealed articles



Miscellaneous



Kitchen

36 110 970 +
28 017 979



Concealed single-lever mixer with integrated shower connection with shower set

- metal shower hose 1750 mm with integrated anti-twist protection
- slide bar
- Pipe diameter 18 mm
- hand shower: normal flow
- spray head Ø 130 mm
- max. hand shower flow 15 l/min

Intrinsic protection against back flow.

		EUR
Chrome	1 x 36 110 970-00	853.40
	1 x 28 017 979-00	173.10
Total price:		1,026.50
Brushed Chrome	1 x 36 110 970-93	1,109.40
	1 x 28 017 979-93	225.00
Total price:		1,334.40
Brushed Platinum	1 x 36 110 970-06	1,364.90
	1 x 28 017 979-06	277.10
Total price:		1,642.00
Dark Chrome	1 x 36 110 970-19	1,280.00
	1 x 28 017 979-19	259.70
Total price:		1,539.70
Matte Black	1 x 36 110 970-33	1,151.90
	1 x 28 017 979-33	233.80
Total price:		1,385.70



Product alternative

Hand shower

- three settings: normal flow, soft flow, massage flow
- spray head Ø 100 mm
- max. flow 15 l/min

Hand shower see page 557.

For details and miscellaneous, see page 558.

		EUR
Chrome	28 018 979-00	129.20
Brushed Chrome	28 018 979-93	168.00
Brushed Platinum	28 018 979-06	206.70
Dark Chrome	28 018 979-19	193.80
Matte Black	28 018 979-33	174.40



Product alternative

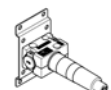
Hand shower

- four settings: normal flow, soft flow, massage flow, cascade
- spray head Ø 120 mm
- max. flow 15 l/min

Hand shower see page 557.

For details and miscellaneous, see page 559.

		EUR
Chrome	28 012 979-00	224.70
Brushed Chrome	28 012 979-93	292.10
Brushed Platinum	28 012 979-06	359.50
Dark Chrome	28 012 979-19	337.10
Matte Black	28 012 979-33	303.30



Required miscellaneous

Concealed wall mounting

- min. recess depth 80 mm
- max. recess depth 105 mm

For details and miscellaneous, see page 584.

		EUR
Concealed rough parts	35 050 970 90	305.40



Lissé

36 111 970 +
28 018 979



Concealed single-lever mixer with integrated shower connection with shower set

- metal shower hose 1750 mm with integrated anti-twist protection
- slide bar
- Pipe diameter 18 mm
- hand shower: three settings: normal flow, soft flow, massage flow
- spray head Ø 100 mm
- max. hand shower flow 15 l/min

Intrinsic protection against back flow.

		EUR
Chrome	1 x 36 111 970-00	977.00
	1 x 28 018 979-00	129.20
	Total price:	1,106.20
Brushed Chrome	1 x 36 111 970-93	1,270.10
	1 x 28 018 979-93	168.00
	Total price:	1,438.10
Brushed Platinum	1 x 36 111 970-06	1,563.00
	1 x 28 018 979-06	206.70
	Total price:	1,769.70
Dark Chrome	1 x 36 111 970-19	1,465.50
	1 x 28 018 979-19	193.80
	Total price:	1,659.30
Matte Black	1 x 36 111 970-33	1,319.00
	1 x 28 018 979-33	174.40
	Total price:	1,493.40



Product alternative

Hand shower

- four settings: normal flow, soft flow, massage flow, cascade
- spray head Ø 120 mm
- max. flow 15 l/min

Hand shower see page 557.

For details and miscellaneous, see page 559.

		EUR
Chrome	28 012 979-00	224.70
Brushed Chrome	28 012 979-93	292.10
Brushed Platinum	28 012 979-06	359.50
Dark Chrome	28 012 979-19	337.10
Matte Black	28 012 979-33	303.30

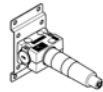


Product alternative

Hand shower

- normal flow
- spray head Ø 130 mm
- max. flow 6.8 l/min

		EUR
Chrome	28 017 979-00 0010	173.10
Brushed Chrome	28 017 979-93 0010	225.00
Brushed Platinum	28 017 979-06 0010	276.80
Dark Chrome	28 017 979-19 0010	259.70
Matte Black	28 017 979-33 0010	233.80



Required miscellaneous

Concealed wall mounting

- min. recess depth 80 mm
- max. recess depth 105 mm

For details and miscellaneous, see page 584.

		EUR
Concealed rough parts	35 050 970 90	305.40



CL.1



CYO



IMO



Lissé



LULU



Madison



MEM



Meta



Tara.



VAIA



Shower



Concealed articles



Miscellaneous



Kitchen

26 413 979 +
28 018 979



Shower set

- slide bar
- Pipe diameter 18 mm
- gauge 853 mm
- metal shower hose 1750 mm with integrated anti-twist protection
- shower hose connector 3/8"
- three settings: normal flow, soft flow, massage flow
- spray head Ø 100 mm
- max. flow 15 l/min

		EUR
Chrome	1 x 26 413 979-00	400.10
	1 x 28 018 979-00	129.20
Total price:		529.30
Brushed Chrome	1 x 26 413 979-93	520.10
	1 x 28 018 979-93	168.00
Total price:		688.10
Brushed Platinum	1 x 26 413 979-06	652.50
	1 x 28 018 979-06	206.70
Total price:		859.20
Dark Chrome	1 x 26 413 979-19	600.30
	1 x 28 018 979-19	193.80
Total price:		794.10
Matte Black	1 x 26 413 979-33	550.50
	1 x 28 018 979-33	174.40
Total price:		724.90



Product alternative

Hand shower

- four settings: normal flow, soft flow, massage flow, cascade
- spray head Ø 120 mm
- max. flow 15 l/min

Hand shower see page 557.

For details and miscellaneous, see page 559.

		EUR
Chrome	28 012 979-00	224.70
Brushed Chrome	28 012 979-93	292.10
Brushed Platinum	28 012 979-06	359.50
Dark Chrome	28 012 979-19	337.10
Matte Black	28 012 979-33	303.30



Product alternative

Hand shower

- normal flow
- spray head Ø 130 mm
- max. flow 6.8 l/min

		EUR
Chrome	28 017 979-00 0010	173.10
Brushed Chrome	28 017 979-93 0010	225.00
Brushed Platinum	28 017 979-06 0010	276.80
Dark Chrome	28 017 979-19 0010	259.70
Matte Black	28 017 979-33 0010	233.80

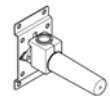


Optional miscellaneous

Wall elbow

For details and miscellaneous, see main items

		EUR
Chrome	28 450 845-00	114.60
Brushed Chrome	28 450 845-93	149.00
Brushed Platinum	28 450 845-06	183.30
Dark Chrome	28 450 845-19	171.90
Matte Black	28 450 845-33	154.70



Optional miscellaneous

Concealed wall elbow

- min. recess depth 90 mm
- max. recess depth 163 mm

For details and miscellaneous, see page 603.

		EUR
Concealed rough parts	35 085 970 90	116.90

36 112 970 +
28 015 979



Showerpipe with single-lever shower mixer

- shower with fixed riser projection 450 mm
- overhead shower: rain flow
- rain shower Ø 220 mm
- rain shower with anti-scale system
- max. rainshower flow 14 l/min
- hand shower: normal flow
- spray head Ø 100 mm
- max. hand shower flow 15 l/min
- height of fittings up to rain shower (bottom edge) 985 mm
- height of fittings up to top edge of elbow 1170 mm
- metal shower hose 1750 mm with integrated anti-twist protection
- 1/2" connection
- slide bar
- Pipe diameter 23.5 mm
- automatic diverter for fixed-riser shower/hand shower

Intrinsic protection against back flow.

		EUR
Chrome	1 x 36 112 970-00	2,284.00
	1 x 28 015 979-00	120.20
Total price:		2,404.20
Brushed Platinum	1 x 36 112 970-06	3,654.40
	1 x 28 015 979-06	192.50
Total price:		3,846.90
Dark Chrome	1 x 36 112 970-19	3,426.00
	1 x 28 015 979-19	180.30
Total price:		3,606.30
Matte Black	1 x 36 112 970-33	3,083.40
	1 x 28 015 979-33	162.10
Total price:		3,245.50



Product alternative

- Showerpipe with single-lever shower mixer without hand shower**
- Max. flow rate 7 l/min
- This article does not include a hand shower!**

		EUR
Chrome	36 102 970-00	2,284.00
Brushed Platinum	36 102 970-06	3,654.40
Dark Chrome	36 102 970-19	3,426.00
Matte Black	36 102 970-33	3,083.40



Product alternative

- Hand shower**
- three settings: normal flow, soft flow, massage flow
 - spray head Ø 130 mm
 - max. flow 15 l/min
- Hand shower see page 557.

For details and miscellaneous, see page 559.

		EUR
Chrome	28 016 979-00	186.40
Brushed Platinum	28 016 979-06	298.50
Dark Chrome	28 016 979-19	279.60
Matte Black	28 016 979-33	251.70

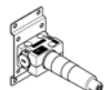


Product alternative

- Hand shower**
- normal flow
 - max. flow 15 l/min
- Hand shower see page 557.

For details and miscellaneous, see page 557.

		EUR
Chrome	28 019 979-00	226.00
Brushed Platinum	28 019 979-06	361.80
Dark Chrome	28 019 979-19	339.00
Matte Black	28 019 979-33	305.20



Required miscellaneous

- Concealed wall mounting**
- min. recess depth 80 mm
 - max. recess depth 105 mm

For details and miscellaneous, see page 584.

		EUR
Concealed rough parts	35 050 970 90	305.40



CL.1



CYO



IMO



Lissé



LULU



Madison



MEM



Meta



Tara.



VAIA



Shower



Concealed articles



Miscellaneous



Kitchen

34 460 979 +
28 018 979



Showerpipe with shower thermostat

- shower with fixed riser projection 453 mm
- overhead shower: rain flow
- rain shower Ø 300 mm
- rain shower with anti-scale system
- max. rainshower flow 14 l/min
- hand shower: three settings: normal flow, soft flow, massage flow
- spray head Ø 100 mm
- max. hand shower flow 15 l/min
- rotary diverter with volume control and shut-off function
- slide-on rosettes Ø 70 mm
- height of fittings up to rain shower (bottom edge) 985 mm
- height of fittings up to top edge of elbow 1170 mm
- gauge 150 mm - 13 mm
- metal shower hose 1750 mm with integrated anti-twist protection
- 1/2" connection
- slide bar
- Pipe diameter 23.5 mm

Intrinsic protection against back flow.

		EUR
Chrome	1 x 34 460 979-00	2,603.10
	1 x 28 018 979-00	129.20
Total price:		2,732.30
Brushed Chrome	1 x 34 460 979-93	3,384.00
	1 x 28 018 979-93	168.00
Total price:		3,552.00
Brushed Platinum	1 x 34 460 979-06	4,165.00
	1 x 28 018 979-06	206.70
Total price:		4,371.70
Dark Chrome	1 x 34 460 979-19	3,904.70
	1 x 28 018 979-19	193.80
Total price:		4,098.50
Matte Black	1 x 34 460 979-33	3,514.20
	1 x 28 018 979-33	174.40
Total price:		3,688.60

Product alternative



Showerpipe with shower thermostat without hand shower

- max. flow 7 l/min
- rain shower Ø 220 mm

This article does not include a hand shower!

		EUR
Chrome	34 459 979-00	2,471.40
Brushed Chrome	34 459 979-93	3,212.80
Brushed Platinum	34 459 979-06	3,865.40
Dark Chrome	34 459 979-19	3,707.10
Matte Black	34 459 979-33	3,261.70

Product alternative



Hand shower

- four settings: normal flow, soft flow, massage flow, cascade
 - spray head Ø 120 mm
 - max. flow 15 l/min
- Hand shower see page 557.

For details and miscellaneous, see page 559.

		EUR
Chrome	28 012 979-00	224.70
Brushed Chrome	28 012 979-93	292.10
Brushed Platinum	28 012 979-06	359.50
Dark Chrome	28 012 979-19	337.10
Matte Black	28 012 979-33	303.30

Product alternative



Hand shower

- normal flow
- max. flow 6.8 l/min

		EUR
Chrome	28 019 979-00 0010	226.00
Brushed Chrome	28 019 979-93 0010	293.80
Brushed Platinum	28 019 979-06 0010	361.60
Dark Chrome	28 019 979-19 0010	339.00
Matte Black	28 019 979-33 0010	305.10

28 504 979

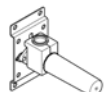


Shower head

- 180-210 mm projection
- ball-joint pivotable through 30°
- normal flow
- with anti-scale system
- spray head Ø 100 mm
- rosette Ø 55 mm
- 1/2" connection
- max. flow 7 l/min

		EUR
Chrome	28 504 979-00	563.10
Brushed Chrome	28 504 979-93	732.00
Brushed Platinum	28 504 979-06	901.30
Dark Chrome	28 504 979-19	844.80
Matte Black	28 504 979-33	760.30

Optional miscellaneous



Concealed wall elbow

- min. recess depth 90 mm
- max. recess depth 163 mm

For details and miscellaneous, see page 603.

		EUR
Concealed rough parts	35 085 970 90	116.90

28 508 979



Shower head

- 200 mm projection
- ball-joint pivotable through 30°
- three settings: normal flow, soft flow, massage flow
- with anti-scale system
- spray head Ø 92 mm
- rosette Ø 55 mm
- 1/2" connection
- max. flow 9 l/min

		EUR
Chrome	28 508 979-00	629.90
Brushed Chrome	28 508 979-93	818.90
Brushed Platinum	28 508 979-06	1,007.50
Dark Chrome	28 508 979-19	944.80
Matte Black	28 508 979-33	850.30

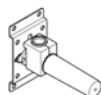


Product alternative

Shower head

- max. flow 6.8 l/min

		EUR
Chrome	28 508 979-00 0010	629.90
Brushed Chrome	28 508 979-93 0010	818.90
Brushed Platinum	28 508 979-06 0010	1,007.50
Dark Chrome	28 508 979-19 0010	944.80
Matte Black	28 508 979-33 0010	850.30



Optional miscellaneous

Concealed wall elbow

- min. recess depth 90 mm
- max. recess depth 163 mm

For details and miscellaneous, see page 603.

		EUR
Concealed rough parts	35 085 970 90	116.90

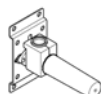
28 505 979



Shower head

- 155 mm projection
- ball-joint pivotable through 18° (in any direction)
- three settings: normal flow, soft flow, massage flow
- with anti-scale system
- spray head Ø 100 mm
- rosette Ø 60 mm
- 1/2" connection
- max. flow 7.6 l/min

		EUR
Chrome	28 505 979-00	351.00
Brushed Chrome	28 505 979-93	456.30
Brushed Platinum	28 505 979-06	561.60
Dark Chrome	28 505 979-19	526.50
Matte Black	28 505 979-33	473.90



Optional miscellaneous

Concealed wall elbow

- min. recess depth 90 mm
- max. recess depth 163 mm

For details and miscellaneous, see page 603.

		EUR
Concealed rough parts	35 085 970 90	116.90

28 649 970



Rain shower with wall fixing 220 mm

- 450 mm projection
- rain shower Ø 220 mm
- rain flow
- max. flow 14 l/min
- rosette Ø 60 mm
- 1/2" connection
- with anti-scale system
- quick clearing

		EUR
Chrome	28 649 970-00	917.60
Brushed Chrome	28 649 970-93	1,192.90
Brushed Platinum	28 649 970-06	1,468.20
Dark Chrome	28 649 970-19	1,376.50
Matte Black	28 649 970-33	1,238.90

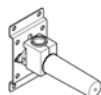


Product alternative

Rain shower with wall fixing 220 mm

- max. flow 7 l/min

		EUR
Chrome	28 648 970-00	917.60
Brushed Chrome	28 648 970-93	1,192.90
Brushed Platinum	28 648 970-06	1,468.20
Dark Chrome	28 648 970-19	1,376.40
Matte Black	28 648 970-33	1,238.80



Optional miscellaneous

Concealed wall elbow

- min. recess depth 90 mm
- max. recess depth 163 mm

For details and miscellaneous, see page 603.

		EUR
Concealed rough parts	35 085 970 90	116.90



CL.1



CYO



IMO



Lissé



LULU



Madison



MEM



Meta



Tara



VAIA



Shower



Concealed articles



Miscellaneous



Kitchen

28 679 970



Rain shower with wall fixing 300 mm

- 450 mm projection
- rain shower Ø 300 mm
- rain flow
- max. flow 14 l/min
- rosette Ø 60 mm
- 1/2" connection
- with anti-scale system
- quick clearing

		EUR
Chrome	28 679 970-00	1,081.00
Brushed Chrome	28 679 970-93	1,405.30
Brushed Platinum	28 679 970-06	1,730.10
Dark Chrome	28 679 970-19	1,621.60
Matte Black	28 679 970-33	1,459.80

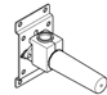


Product alternative

Rain shower with wall fixing 300 mm

- max. flow 9 l/min

		EUR
Chrome	28 678 970-00	1,081.00
Brushed Chrome	28 678 970-93	1,405.30
Brushed Platinum	28 678 970-06	1,729.60
Dark Chrome	28 678 970-19	1,621.50
Matte Black	28 678 970-33	1,459.40



Optional miscellaneous

Concealed wall elbow

- min. recess depth 90 mm
- max. recess depth 163 mm

		EUR
Concealed rough parts	35 085 970 90	116.90

For details and miscellaneous, see page 603.

28 659 970



Rain shower with wall fixing 400 mm

- 450 mm projection
- rain shower Ø 400 mm
- rain flow
- max. flow 14 l/min
- rosette Ø 60 mm
- 1/2" connection
- with anti-scale system

		EUR
Chrome	28 659 970-00	1,892.60
Brushed Chrome	28 659 970-93	2,460.40
Brushed Platinum	28 659 970-06	3,028.20
Dark Chrome	28 659 970-19	2,839.00
Matte Black	28 659 970-33	2,555.00

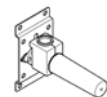


Product alternative

Rain shower with wall fixing 400 mm

- max. flow 12 l/min

		EUR
Chrome	28 658 970-00	1,892.60
Brushed Chrome	28 658 970-93	2,460.40
Brushed Platinum	28 658 970-06	3,028.20
Dark Chrome	28 658 970-19	2,838.90
Matte Black	28 658 970-33	2,555.00



Optional miscellaneous

Concealed wall elbow

- min. recess depth 90 mm
- max. recess depth 163 mm

		EUR
Concealed rough parts	35 085 970 90	116.90

For details and miscellaneous, see page 603.

28 669 970



Rain shower with ceiling fixing 220 mm

- rain shower Ø 220 mm
- rain flow
- max. flow 14 l/min
- rosette Ø 60 mm optional
- 1/2" connection
- with anti-scale system
- quick clearing

		EUR
Chrome	28 669 970-00	779.80
Brushed Chrome	28 669 970-93	1,013.70
Brushed Platinum	28 669 970-06	1,248.00
Dark Chrome	28 669 970-19	1,169.70
Matte Black	28 669 970-33	1,053.10

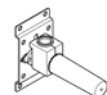


Product alternative

Rain shower with ceiling fixing 220 mm

- max. flow 7 l/min

		EUR
Chrome	28 668 970-00	779.80
Brushed Chrome	28 668 970-93	1,013.70
Brushed Platinum	28 668 970-06	1,247.70
Dark Chrome	28 668 970-19	1,169.70
Matte Black	28 668 970-33	1,052.70



Optional miscellaneous

Concealed wall elbow

- min. recess depth 90 mm
- max. recess depth 163 mm

		EUR
Concealed rough parts	35 085 970 90	116.90

For details and miscellaneous, see page 603.

28 689 970



Rain shower with ceiling fixing 300 mm

- rain shower Ø 300 mm
- rain flow
- max. flow 14 l/min
- rosette Ø 60 mm optional
- 1/2" connection
- with anti-scale system
- quick clearing

		EUR
Chrome	28 689 970-00	919.40
Brushed Chrome	28 689 970-93	1,195.20
Brushed Platinum	28 689 970-06	1,470.50
Dark Chrome	28 689 970-19	1,379.10
Matte Black	28 689 970-33	1,240.90

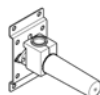


Product alternative

Rain shower with ceiling fixing 300 mm

- max. flow 9 l/min

		EUR
Chrome	28 688 970-00	919.40
Brushed Chrome	28 688 970-93	1,195.20
Brushed Platinum	28 688 970-06	1,471.00
Dark Chrome	28 688 970-19	1,379.10
Matte Black	28 688 970-33	1,241.20



Optional miscellaneous

Concealed wall elbow

- min. recess depth 90 mm
- max. recess depth 163 mm

		EUR
Concealed rough parts	35 085 970 90	116.90

For details and miscellaneous, see page 603.

28 699 970



Rain shower with ceiling fixing 400 mm

- rain shower Ø 400 mm
- rain flow
- max. flow 14 l/min
- rosette Ø 60 mm optional
- 1/2" connection
- with anti-scale system
- quick clearing

		EUR
Chrome	28 699 970-00	1,692.50
Brushed Chrome	28 699 970-93	2,200.30
Brushed Platinum	28 699 970-06	2,707.90
Dark Chrome	28 699 970-19	2,538.60
Matte Black	28 699 970-33	2,284.70

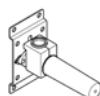


Product alternative

Rain shower with ceiling fixing 400 mm

- max. flow 12 l/min

		EUR
Chrome	28 698 970-00	1,692.50
Brushed Chrome	28 698 970-93	2,200.30
Brushed Platinum	28 698 970-06	2,708.00
Dark Chrome	28 698 970-19	2,538.80
Matte Black	28 698 970-33	2,284.90



Optional miscellaneous

Concealed wall elbow

- min. recess depth 90 mm
- max. recess depth 163 mm

		EUR
Concealed rough parts	35 085 970 90	116.90

For details and miscellaneous, see page 603.

28 031 970



Rain shower for surface-mounted ceiling installation 300 mm

- rain shower Ø 300 mm
- Rain flow, max. flow rate 12 l/min
- Spray flow, max. flow rate 6 l/min
- Distance to ceiling from bottom edge of shower 40 mm
- with anti-scale system

		EUR
Chrome	28 031 970-00	710.90
Brushed Chrome	28 031 970-93	924.20
Brushed Platinum	28 031 970-06	1,137.50
Dark Chrome	28 031 970-19	1,066.40
Matte Black	28 031 970-33	959.70



Required miscellaneous

Concealed ceiling installation box with ceiling fixing

- min. recess depth 90 mm
- max. recess depth 115 mm

		EUR
Concealed rough parts	35 041 970 90	473.90

For details and miscellaneous, see page 602.



CL.1



CYO



IMO



Lissé



LULU



Madison



MEM



Meta



Tara.



VAIA



Shower



Concealed articles



Miscellaneous



Kitchen

28 032 970



Rain shower for surface-mounted ceiling installation with light 300 mm

- rain shower Ø 300 mm
 - Rain flow, max. flow rate 12 l/min
 - Spray flow, max. flow rate 6 l/min
 - Distance to ceiling from bottom edge of shower 40 mm
 - with anti-scale system
 - central LED Spot 3000 K
- includes light bulbs with a Class F energy efficiency

		EUR
Chrome	28 032 970-00	1,068.10
Brushed Chrome	28 032 970-93	1,388.50
Brushed Platinum	28 032 970-06	1,709.00
Dark Chrome	28 032 970-19	1,602.20
Matte Black	28 032 970-33	1,441.90



Required miscellaneous

Concealed ceiling installation box for surface-mounted ceiling installation with light

- min. recess depth 90 mm
- max. recess depth 115 mm

For details and miscellaneous, see page 602.

		EUR
	35 042 970 90	712.00

28 033 970



Rain shower for recessed ceiling installation 300 mm

- rain shower Ø 300 mm
- Rain flow, max. flow rate 12 l/min
- Spray flow, max. flow rate 6 l/min
- min. recess depth 137,5 mm
- with anti-scale system

		EUR
Chrome	28 033 970-00	1,425.30
Brushed Chrome	28 033 970-93	1,852.90
Brushed Platinum	28 033 970-06	2,280.40
Dark Chrome	28 033 970-19	2,137.90
Matte Black	28 033 970-33	1,924.10



Required miscellaneous

Concealed ceiling installation box for recessed ceiling installation

- recess depth 137 mm

For details and miscellaneous, see page 601.

		EUR
	35 033 970 90	950.20

28 034 970



Rain shower for recessed ceiling installation with light 300 mm

- rain shower Ø 300 mm
 - Rain flow, max. flow rate 12 l/min
 - min. recess depth 137,5 mm
 - Spray flow, max. flow rate 6 l/min
 - with anti-scale system
 - central RGBW LED spot
 - RGBW LED ambient lighting
- includes light bulbs with a Class G energy efficiency

		EUR
Chrome	28 034 970-00	2,139.70
Brushed Chrome	28 034 970-93	2,781.60
Brushed Platinum	28 034 970-06	3,423.50
Dark Chrome	28 034 970-19	3,209.50
Matte Black	28 034 970-33	2,888.60



Required miscellaneous

Concealed ceiling installation box for recessed ceiling installation with light

- recess depth 137 mm

For details and miscellaneous, see page 602.

		EUR
	35 034 970 90	1,426.50

27 802 845



Hand shower set with individual rosettes

- normal flow
- with anti-scale system
- 3/8" shower outlet
- rosette for wall elbow 60 x 78 mm
- rosette for shower holder 60 x 78 mm
- metal shower hose 1250 mm with integrated anti-twist protection
- 1/2" wall elbow
- max. flow 15 l/min

		EUR
Chrome	27 802 845-00	469.60
Brushed Chrome	27 802 845-93	610.50
Brushed Platinum	27 802 845-06	751.40
Dark Chrome	27 802 845-19	704.40
Matte Black	27 802 845-33	634.10

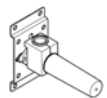


Product alternative

Hand shower set with individual rosettes

- max. flow 6,8 l/min

		EUR
Chrome	27 802 845-00 0010	469.60
Brushed Chrome	27 802 845-93 0010	610.50
Brushed Platinum	27 802 845-06 0010	751.40
Dark Chrome	27 802 845-19 0010	704.40
Matte Black	27 802 845-33 0010	634.10



Optional miscellaneous

Concealed wall elbow

- min. recess depth 90 mm
- max. recess depth 163 mm

For details and miscellaneous, see page 603.

		EUR
Concealed rough parts	35 085 970 90	116.90

27 803 845



Hand shower set with individual rosettes

- three settings: normal flow, soft flow, massage flow
- with anti-scale system
- 3/8" shower outlet
- rosette for wall elbow 60 x 78 mm
- rosette for shower holder 60 x 78 mm
- metal shower hose 1250 mm with integrated anti-twist protection
- 1/2" wall elbow
- max. flow 15 l/min

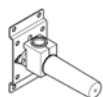
Intrinsic protection against back flow.



Product alternative

Hand shower set with individual rosettes

- max. flow 6,8 l/min



Optional miscellaneous

Concealed wall elbow

- min. recess depth 90 mm
- max. recess depth 163 mm

For details and miscellaneous, see page 603.

		EUR
Chrome	27 803 845-00	453.50
Brushed Chrome	27 803 845-93	589.60
Brushed Platinum	27 803 845-06	725.80
Dark Chrome	27 803 845-19	680.30
Matte Black	27 803 845-33	612.10

		EUR
Chrome	27 803 845-00 0010	453.50
Brushed Chrome	27 803 845-93 0010	589.60
Brushed Platinum	27 803 845-06 0010	725.80
Dark Chrome	27 803 845-19 0010	680.30
Matte Black	27 803 845-33 0010	612.10

		EUR
Concealed rough parts	35 085 970 90	116.90

28 528 979



Body spray without volume control

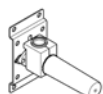
- spray head Ø 55 mm
- ball-joint pivotable through 25° (in any direction)
- rain flow
- with anti-scale system
- rosette Ø 55 mm
- 1/2" connection
- max. flow 7 l/min



Product alternative

Body spray without volume control

- max. flow 5 l/min



Optional miscellaneous

Concealed wall elbow

- min. recess depth 90 mm
- max. recess depth 163 mm

For details and miscellaneous, see page 603.

		EUR
Chrome	28 528 979-00	297.90
Brushed Chrome	28 528 979-93	387.30
Brushed Platinum	28 528 979-06	476.60
Dark Chrome	28 528 979-19	446.90
Matte Black	28 528 979-33	402.20

		EUR
Chrome	28 518 979-00	297.90
Brushed Chrome	28 518 979-93	387.30
Brushed Platinum	28 518 979-06	476.80
Dark Chrome	28 518 979-19	446.90
Matte Black	28 518 979-33	402.10

		EUR
Concealed rough parts	35 085 970 90	116.90



CL.1



CYO



IMO



Lissé



LULU



Madison



MEM



Meta



Tara



VAIA



Shower



Concealed articles



Miscellaneous



Kitchen

36 525 979



WATER POINTS Concealed body spray

- rain flow
- with anti-scale system
- cover plate 120 x 120 mm
- max. flow 9 l/min

		EUR
Chrome	36 525 979-00	523.30
Brushed Chrome	36 525 979-93	680.30
Brushed Platinum	36 525 979-06	837.30
Dark Chrome	36 525 979-19	785.00
Matte Black	36 525 979-33	706.50

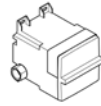


Product alternative

WATER POINTS Concealed body spray

- max. flow 6 l/min

		EUR
Chrome	36 515 979-00	523.30
Brushed Chrome	36 515 979-93	680.30
Brushed Platinum	36 515 979-06	836.90
Dark Chrome	36 515 979-19	785.10
Matte Black	36 515 979-33	706.30



Required miscellaneous

Concealed wall installation box

- min. recess depth 85 mm
- max. recess depth 110 mm

For details and miscellaneous, see page 597.

		EUR
Concealed rough parts	35 205 970 90	212.30



Required miscellaneous

xGRID Installation track 555 mm

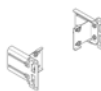
		EUR
Concealed rough parts	12 360 970 90	106.80



Required miscellaneous

WATER POINTS Adapter plate

		EUR
	12 305 970 90	34.30



Optional miscellaneous

xGRID Attachment set for integrating in the dry wall construction

		EUR
Concealed rough parts	12 340 970 90	107.50

36 527 979



WATER BAR Concealed body spray

- rain flow
- with anti-scale system
- cover plate 240 x 60 mm
- 1/2" connection
- max. flow 9 l/min

		EUR
Chrome	36 527 979-00	808.10
Brushed Chrome	36 527 979-93	1,050.50
Brushed Platinum	36 527 979-06	1,293.00
Dark Chrome	36 527 979-19	1,212.20
Matte Black	36 527 979-33	1,090.90

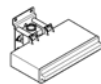


Product alternative

WATER BAR Concealed body spray

- max. flow 6 l/min

		EUR
Chrome	36 517 979-00	808.10
Brushed Chrome	36 517 979-93	1,050.50
Brushed Platinum	36 517 979-06	1,293.20
Dark Chrome	36 517 979-19	1,212.20
Matte Black	36 517 979-33	1,112.50



Required miscellaneous

Concealed wall installation box

- min. recess depth 100 mm
- max. recess depth 173 mm

For details and miscellaneous, see page 597.

		EUR
Concealed rough parts	35 206 970 90	287.20



Required miscellaneous

xGRID Installation track 555 mm

		EUR
Concealed rough parts	12 360 970 90	106.80



Optional miscellaneous

xGRID Attachment set for integrating in the dry wall construction

		EUR
Concealed rough parts	12 340 970 90	107.50

36 513 979



WATER FAN vertical Concealed body spray

- forceful flat water jet
- vertical water jet
- water jet adjustable
- cover plate 240 x 60 mm
- 1/2" connection
- max. flow 10 l/min

		EUR
Chrome	36 513 979-00	784.50
Brushed Chrome	36 513 979-93	1,019.90
Brushed Platinum	36 513 979-06	1,255.70
Dark Chrome	36 513 979-19	1,176.80
Matte Black	36 513 979-33	1,080.10

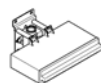


Product alternative

WATER FAN horizontal Concealed body spray

- horizontal water jet
- max. flow 10 l/min

		EUR
Chrome	36 512 979-00	784.50
Brushed Chrome	36 512 979-93	1,019.90
Brushed Platinum	36 512 979-06	1,255.70
Dark Chrome	36 512 979-19	1,176.80
Matte Black	36 512 979-33	1,080.10



Required miscellaneous

Concealed wall installation box

- min. recess depth 100 mm
- max. recess depth 173 mm

For details and miscellaneous, see page 597.

		EUR
Concealed rough parts	35 206 970 90	287.20



Required miscellaneous

xGRID Installation track 555 mm

		EUR
Concealed rough parts	12 360 970 90	106.80



Optional miscellaneous

xGRID Attachment set for integrating in the dry wall construction

		EUR
Concealed rough parts	12 340 970 90	107.50

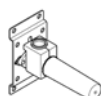
36 514 979



WATER CURVE Concealed body spray

- forceful flat water jet
- horizontal water jet
- water jet adjustable
- cover plate 120 x 60 mm
- 1/2" connection
- max. flow 10 l/min

		EUR
Chrome	36 514 979-00	1,051.60
Brushed Chrome	36 514 979-93	1,367.10
Brushed Platinum	36 514 979-06	1,682.50
Dark Chrome	36 514 979-19	1,577.30
Matte Black	36 514 979-33	1,419.40



Optional miscellaneous

Concealed wall elbow

- min. recess depth 90 mm
- max. recess depth 163 mm

For details and miscellaneous, see page 603.

		EUR
Concealed rough parts	35 085 970 90	116.90

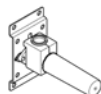
13 415 979



WATER SHEET Cascade spout for wall mounting

- 150 mm projection
- cascade
- cover plate 240 x 60 mm
- 1/2" connection
- plug-link mounting
- max. flow 26.5 l/min at 3 bar flow pressure

		EUR
Chrome	13 415 979-00	1,083.10
Brushed Platinum	13 415 979-06	1,732.90
Dark Chrome	13 415 979-19	1,624.80
Matte Black	13 415 979-33	1,462.00



Optional miscellaneous

Concealed wall elbow

- min. recess depth 90 mm
- max. recess depth 163 mm

For details and miscellaneous, see page 603.

		EUR
Concealed rough parts	35 085 970 90	116.90



CL.1



CYO



IMO



Lissé



LULU



Madison



MEM



Meta



Tara.



VAIA



Shower



Concealed articles




Miscellaneous



Kitchen

13 420 979

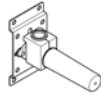


WATER FALL Cascade spout for wall mounting

- 120 mm projection
- cascade
- cover plate 240 x 60 mm
- 1/2" connection
- plug-link mounting
- max. flow 26.5 l/min at 3 bar flow pressure

		EUR
Chrome	13 420 979-00	1,547.40
Brushed Platinum	13 420 979-06	2,476.20
Dark Chrome	13 420 979-19	2,321.20
Matte Black	13 420 979-33	2,089.20

Optional miscellaneous



- Concealed wall elbow**
- min. recess depth 90 mm
 - max. recess depth 163 mm

For details and miscellaneous, see page 603.

		EUR
Concealed rough parts	35 085 970 90	116.90

13 425 979

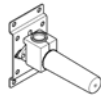


WATER FALL Cascade spout with individual jets for wall mounting

- 22 mm projection
- PEARLSTREAM
- plate 240 mm x 60 mm
- connection 1/2", for shortening
- plug-link mounting
- max. flow 9.5 l/min

		EUR
Chrome	13 425 979-00	1,149.80
Brushed Platinum	13 425 979-06	1,839.70
Dark Chrome	13 425 979-19	1,724.50
Matte Black	13 425 979-33	1,552.20

Optional miscellaneous



- Concealed wall elbow**
- min. recess depth 90 mm
 - max. recess depth 163 mm

For details and miscellaneous, see page 603.

		EUR
Concealed rough parts	35 085 970 90	116.90

27 820 979 +
28 285 979



WATER TUBE Kneipp wall elbow

- laminar flow
- max. flow 15 l/min
- rosette Ø 70 mm
- holder for Kneipp hose
- hose nozzle with sleeve M33
- with holding ring
- 1/2" wall elbow

Intrinsic protection against back flow.

		EUR
Chrome	1 x 27 820 979-00	473.10
	1 x 28 285 979-00	99.80
	Total price:	572.90
Brushed Chrome	1 x 27 820 979-93	615.00
	1 x 28 285 979-93	129.70
	Total price:	744.70
Brushed Platinum	1 x 27 820 979-06	757.10
	1 x 28 285 979-06	159.70
	Total price:	916.80
Dark Chrome	1 x 27 820 979-19	709.80
	1 x 28 285 979-19	149.70
	Total price:	859.50
Matte Black	1 x 27 820 979-33	638.70
	1 x 28 285 979-33	134.70
	Total price:	773.40

Product alternative



- WATER TUBE Kneipp wall elbow with hose holder with individual rosettes**
- max. flow 9 l/min

		EUR
Chrome	27 840 979-00	473.10
Brushed Chrome	27 840 979-93	615.00
Brushed Platinum	27 840 979-06	757.00
Dark Chrome	27 840 979-19	709.70
Matte Black	27 840 979-33	638.70

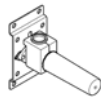
Product alternative



- WATER TUBE Kneipp hose black 2000 mm**
- hose nozzle with sleeve M33
 - with holding ring

		EUR
Chrome	28 286 979-00	99.80
Brushed Chrome	28 286 979-93	129.70
Brushed Platinum	28 286 979-06	159.70
Dark Chrome	28 286 979-19	149.70
Matte Black	28 286 979-33	134.70

Optional miscellaneous



- Concealed wall elbow**
- min. recess depth 90 mm
 - max. recess depth 163 mm

For details and miscellaneous, see page 603.

		EUR
Concealed rough parts	35 085 970 90	116.90

27 823 979 +
28 285 979



WATER TUBE Kneipp wall elbow with hose holder with individual rosettes

- laminar flow
- max. flow 15 l/min
- with volume control
- rosettes Ø 60 mm
- holder for Kneipp hose
- 1/2" wall elbow
- **without hose**

Intrinsic protection against back flow.

		EUR
Chrome	1 x 27 823 979-00	561.10
	1 x 28 285 979-00	99.80
Total price:		660.90
Brushed Chrome	1 x 27 823 979-93	729.40
	1 x 28 285 979-93	129.70
Total price:		859.10
Brushed Platinum	1 x 27 823 979-06	897.70
	1 x 28 285 979-06	159.70
Total price:		1,057.40
Dark Chrome	1 x 27 823 979-19	841.50
	1 x 28 285 979-19	149.70
Total price:		991.20
Matte Black	1 x 27 823 979-33	757.40
	1 x 28 285 979-33	134.70
Total price:		892.10



Product alternative

WATER TUBE Kneipp wall elbow with hose holder with individual rosettes

- max. flow 9 l/min

		EUR
Chrome	27 843 979-00	561.10
Brushed Chrome	27 843 979-93	729.40
Brushed Platinum	27 843 979-06	897.80
Dark Chrome	27 843 979-19	841.70
Matte Black	27 843 979-33	757.50



Product alternative

WATER TUBE Kneipp hose black 2000 mm

- hose nozzle with sleeve M33
- with holding ring

		EUR
Chrome	28 286 979-00	99.80
Brushed Chrome	28 286 979-93	129.70
Brushed Platinum	28 286 979-06	159.70
Dark Chrome	28 286 979-19	149.70
Matte Black	28 286 979-33	134.70



Optional miscellaneous

Concealed wall elbow

- min. recess depth 90 mm
- max. recess depth 163 mm

For details and miscellaneous, see page 603.

		EUR
Concealed rough parts	35 085 970 90	116.90

28 050 845



Wall bracket

- rosette 60 x 78 mm

		EUR
Chrome	28 050 845-00	147.60
Brushed Chrome	28 050 845-93	191.90
Brushed Platinum	28 050 845-06	236.10
Dark Chrome	28 050 845-19	221.40
Matte Black	28 050 845-33	199.20

28 450 845



Wall elbow

- 3/8" shower outlet
- rosette 60 x 78 mm
- 1/2" connection

Intrinsic protection against back flow.

		EUR
Chrome	28 450 845-00	114.60
Brushed Chrome	28 450 845-93	149.00
Brushed Platinum	28 450 845-06	183.30
Dark Chrome	28 450 845-19	171.90
Matte Black	28 450 845-33	154.70



Optional miscellaneous

Concealed wall elbow

- min. recess depth 90 mm
- max. recess depth 163 mm

For details and miscellaneous, see page 603.

		EUR
Concealed rough parts	35 085 970 90	116.90

28 060 970



Wall bracket swivel

		EUR
Chrome	28 060 970-00	188.20
Brushed Chrome	28 060 970-93	244.70
Brushed Platinum	28 060 970-06	301.40
Dark Chrome	28 060 970-19	282.40
Matte Black	28 060 970-33	254.30



CL.1



CYO



IMO



Lissé



LULU



Madison



MEM



Meta



Tara.



VAIA



Shower



Concealed articles



Miscellaneous



Kitchen

33 300 845



Single-lever shower mixer for wall mounting

- 3/8" shower outlet
- slide-on rosettes Ø 60 mm
- 1/2" connection
- gauge 150 mm - 15 mm

Intrinsic protection against back flow.

		EUR
Chrome	33 300 845-00	655.60
Brushed Chrome	33 300 845-93	852.30
Brushed Platinum	33 300 845-06	1,048.70
Dark Chrome	33 300 845-19	983.40
Matte Black	33 300 845-33	885.00

34 442 979



Shower thermostat for wall mounting

- slide-on rosettes Ø 70 mm
- gauge 150 mm - 13 mm
- 3/8" shower outlet
- with volume control

Intrinsic protection against back flow.

		EUR
Chrome	34 442 979-00	667.70
Brushed Chrome	34 442 979-93	868.00
Brushed Platinum	34 442 979-06	1,068.10
Dark Chrome	34 442 979-19	1,001.60
Matte Black	34 442 979-33	901.20

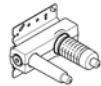
36 060 845



Concealed single-lever mixer with cover plate

- cover plate 78 x 78 mm

		EUR
Chrome	36 060 845-00	392.90
Brushed Chrome	36 060 845-93	510.80
Brushed Platinum	36 060 845-06	628.60
Dark Chrome	36 060 845-19	589.40
Matte Black	36 060 845-33	530.40



Required miscellaneous

Concealed wall-mounted single-lever mixer

- min. recess depth 80 mm
- max. recess depth 95 mm

For details and miscellaneous, see page 585.

		EUR
Concealed rough parts	35 860 970 90	213.80

36 050 970

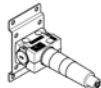


Concealed single-lever mixer with integrated shower connection

- without rosette

Intrinsic protection against back flow.

		EUR
Chrome	36 050 970-00	441.60
Brushed Chrome	36 050 970-93	574.10
Brushed Platinum	36 050 970-06	706.20
Dark Chrome	36 050 970-19	662.40
Matte Black	36 050 970-33	596.50



Required miscellaneous

Concealed wall mounting

- min. recess depth 80 mm
- max. recess depth 105 mm

For details and miscellaneous, see page 584.

		EUR
Concealed rough parts	35 050 970 90	305.40

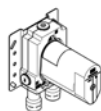
36 120 845



Concealed single-lever mixer with diverter

- automatic diverter
- cover plate 150 x 90 mm

		EUR
Chrome	36 120 845-00	509.70
Brushed Chrome	36 120 845-93	662.60
Brushed Platinum	36 120 845-06	815.60
Dark Chrome	36 120 845-19	764.60
Matte Black	36 120 845-33	688.20



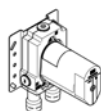
Required miscellaneous

Concealed single-lever mixer

- min. recess depth 80 mm
- max. recess depth 105 mm

For details and miscellaneous, see page 587.

		EUR
Concealed rough parts	35 020 970 90	225.50



Required miscellaneous

Concealed single-lever mixer with backflow preventor

- min. recess depth 80 mm
- max. recess depth 105 mm

For details and miscellaneous, see page 586.

		EUR
Concealed rough parts	35 021 970 90	322.20



Required miscellaneous

xGRID Installation track 555 mm

		EUR
Concealed rough parts	12 360 970 90	106.80



Optional miscellaneous

xGRID Attachment set for integrating in the dry wall construction

		EUR
Concealed rough parts	12 340 970 90	107.50

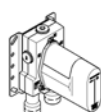
36 425 845



Concealed thermostat with one function volume control

- cover plate 150 x 90 mm
- temperature control handle with safety limit stop at 38 °C
- hot water temperature limiter, can be preset

		EUR
Chrome	36 425 845-00	747.50
Brushed Chrome	36 425 845-93	971.80
Brushed Platinum	36 425 845-06	1,196.30
Dark Chrome	36 425 845-19	1,121.30
Matte Black	36 425 845-33	1,009.20



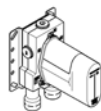
Required miscellaneous

Concealed thermostat

- min. recess depth 80 mm
- max. recess depth 136 mm

For details and miscellaneous, see page 588.

		EUR
Concealed rough parts	35 425 970 90	414.80



Required miscellaneous

Concealed thermostat with built-in isolators

- min. recess depth 80 mm
- max. recess depth 136 mm

For details and miscellaneous, see page 587.

		EUR
Concealed rough parts	35 426 970 90	435.70



Required miscellaneous

xGRID Installation track 555 mm

		EUR
Concealed rough parts	12 360 970 90	106.80



Optional miscellaneous

xGRID Attachment set for integrating in the dry wall construction

		EUR
Concealed rough parts	12 340 970 90	107.50



CL.1



CYO



IMO



Lissé



LULU



Madison



MEM



Meta



Tara



VAIA



Shower



Concealed articles



Miscellaneous



Kitchen

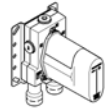
36 426 845



Concealed thermostat with two function volume control

- rotary diverter with volume control and shut-off function
- cover plate 150 x 90 mm
- temperature control handle with safety limit stop at 38 °C
- hot water temperature limiter, can be preset

		EUR
Chrome	36 426 845-00	886.60
Brushed Chrome	36 426 845-93	1,152.60
Brushed Platinum	36 426 845-06	1,418.70
Dark Chrome	36 426 845-19	1,329.90
Matte Black	36 426 845-33	1,196.90



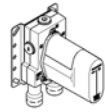
Required miscellaneous

Concealed thermostat

- min. recess depth 80 mm
- max. recess depth 136 mm

For details and miscellaneous, see page 588.

		EUR
Concealed rough parts	35 425 970 90	414.80



Required miscellaneous

Concealed thermostat with built-in isolators

- min. recess depth 80 mm
- max. recess depth 136 mm

For details and miscellaneous, see page 587.

		EUR
Concealed rough parts	35 426 970 90	435.70



Required miscellaneous

xGRID Installation track 555 mm

		EUR
Concealed rough parts	12 360 970 90	106.80



Optional miscellaneous

xGRID Attachment set for integrating in the dry wall construction

		EUR
Concealed rough parts	12 340 970 90	107.50

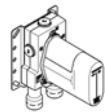
36 427 845



Concealed thermostat with three function volume control

- rotary diverter with volume control and shut-off function
- cover plate 150 x 90 mm
- temperature control handle with safety limit stop at 38 °C
- hot water temperature limiter, can be preset

		EUR
Chrome	36 427 845-00	919.50
Brushed Chrome	36 427 845-93	1,195.40
Brushed Platinum	36 427 845-06	1,471.30
Dark Chrome	36 427 845-19	1,379.30
Matte Black	36 427 845-33	1,241.40



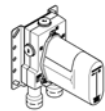
Required miscellaneous

Concealed thermostat

- min. recess depth 80 mm
- max. recess depth 136 mm

For details and miscellaneous, see page 589.

		EUR
Concealed rough parts	35 427 970 90	434.60



Required miscellaneous

Concealed thermostat with built-in isolators

- min. recess depth 80 mm
- max. recess depth 136 mm

For details and miscellaneous, see page 588.

		EUR
Concealed rough parts	35 428 970 90	455.90



Required miscellaneous

xGRID Installation track 555 mm

		EUR
Concealed rough parts	12 360 970 90	106.80



Optional miscellaneous

xGRID Attachment set for integrating in the dry wall construction

		EUR
Concealed rough parts	12 340 970 90	107.50



33 200 845



Single-lever bath mixer for wall mounting without shower set

- 190-200 mm projection
- circular normal flow
- automatic bath/shower diverter
- 3/8" shower outlet
- slide-on rosettes Ø 60 mm
- 1/2" connection
- gauge 150 mm - 15 mm
- max. flow 13.5 l/min at 3 bar flow pressure

Intrinsic protection against back flow.

		EUR
Chrome	33 200 845-00	768.00
Brushed Chrome	33 200 845-93	998.40
Brushed Platinum	33 200 845-06	1,228.70
Dark Chrome	33 200 845-19	1,152.00
Matte Black	33 200 845-33	1,036.70

27 412 845

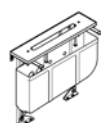


Three-hole single-lever bath mixer for bath rim or tile edge installation

- 200 mm projection
- spout: circular, air-enriched flow
- complete hand shower set with anti-scale system
- automatic bath/shower diverter
- height of mixer 141 mm
- height up to aerator 88 mm
- hole diameter spout 32 mm
- hole diameter single-lever mixer 35 mm
- hole diameter for complete hand shower set 32 mm
- rosette for complete hand shower set Ø 50 mm
- metal shower hose 1750 mm with integrated anti-twist protection
- max. flow 16.9 l/min at 3 bar flow pressure
- max. flow for complete hand shower set 6.8 l/min

Intrinsic protection against back flow.

		EUR
Chrome	27 412 845-00	1,824.20
Brushed Chrome	27 412 845-93	2,371.50
Brushed Platinum	27 412 845-06	2,918.80
Dark Chrome	27 412 845-19	2,736.30
Matte Black	27 412 845-33	2,462.70



Optional miscellaneous

Perfecto installation kit

		EUR
	12 614 970 90	1,707.60



Optional miscellaneous

Decorative caps for Perfecto

- 1 pair

		EUR
Chrome	12 801 970-00	52.80
Brushed Chrome	12 801 970-93	68.60
Brushed Platinum	12 801 970-06	84.70
Dark Chrome	12 801 970-19	79.40
Matte Black	12 801 970-33	71.70

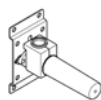
13 801 845



Bath spout for wall mounting

- 210 mm projection
- circular normal flow
- hole diameter 37 mm
- 1/2" connection
- plug-link mounting
- max. flow 21.5 l/min at 3 bar flow pressure

		EUR
Chrome	13 801 845-00	554.30
Brushed Chrome	13 801 845-93	720.60
Brushed Platinum	13 801 845-06	887.00
Dark Chrome	13 801 845-19	831.50
Matte Black	13 801 845-33	748.30



Optional miscellaneous

Concealed wall elbow

- min. recess depth 90 mm
- max. recess depth 163 mm

For details and miscellaneous, see page 603.

		EUR
Concealed rough parts	35 085 970 90	116.90

27 702 979



Hand shower set for bath rim or tile edge installation

- normal flow
- with anti-scale system
- rosette Ø 50 mm
- hole diameter 32 mm
- metal shower hose 1750 mm with integrated anti-twist protection
- max. flow 6.8 l/min

Two-piece design allows hose to later be changed without dismantling the fitting.

Intrinsic protection against back flow.

		EUR
Chrome	27 702 979-00	552.70
Brushed Chrome	27 702 979-93	718.50
Brushed Platinum	27 702 979-06	884.20
Dark Chrome	27 702 979-19	829.10
Matte Black	27 702 979-33	746.20



CL.1



CYO



IMO



Lissé



LULU



Madison



MEM



Meta



Tara.



VAIA



Shower



Concealed articles



Miscellaneous



Kitchen

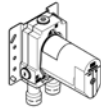
36 120 845



Concealed single-lever mixer with diverter

- automatic diverter
- cover plate 150 x 90 mm

		EUR
Chrome	36 120 845-00	509.70
Brushed Chrome	36 120 845-93	662.60
Brushed Platinum	36 120 845-06	815.60
Dark Chrome	36 120 845-19	764.60
Matte Black	36 120 845-33	688.20



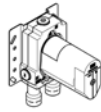
Required miscellaneous

Concealed single-lever mixer

- min. recess depth 80 mm
- max. recess depth 105 mm

For details and miscellaneous, see page 587.

		EUR
Concealed rough parts	35 020 970 90	225.50



Required miscellaneous

Concealed single-lever mixer with backflow preventor

- min. recess depth 80 mm
- max. recess depth 105 mm

For details and miscellaneous, see page 586.

		EUR
Concealed rough parts	35 021 970 90	322.20



Required miscellaneous

xGRID Installation track 555 mm

		EUR
Concealed rough parts	12 360 970 90	106.80



Optional miscellaneous

xGRID Attachment set for integrating in the dry wall construction

		EUR
Concealed rough parts	12 340 970 90	107.50

36 243 970



Pop-up waste and overflow

- drain Ø 52 mm

Also suitable for king-size baths.



Required miscellaneous

Pop-up waste and overflow

- bowden cable length 725 mm

		EUR
Chrome	36 243 970-00	210.40
Brushed Chrome	36 243 970-93	273.50
Brushed Platinum	36 243 970-06	336.90
Dark Chrome	36 243 970-19	315.70
Matte Black	36 243 970-33	284.30

		EUR
Concealed rough parts	35 227 970 90	170.60

36 247 970



Bath spout with pop-up waste and overflow

- drain Ø 52 mm
- max. flow 27.8 l/min at 3 bar flow pressure

Also suitable for king-size baths.

In combination with 35 021 970 90 concealed single-lever mixer, is intrinsically safe under DIN EN 1717. Alternatively, ensure protection with vacuum breaker 35 150 970 90.



Required miscellaneous

Bath spout with pop-up waste and overflow

- bowden cable length 725 mm

		EUR
Chrome	36 247 970-00	318.30
Brushed Chrome	36 247 970-93	413.80
Brushed Platinum	36 247 970-06	509.30
Dark Chrome	36 247 970-19	477.50
Matte Black	36 247 970-33	429.60

		EUR
Concealed rough parts	35 248 970 90	469.80



Required miscellaneous

Vacuum breaker

		EUR
Chrome	36 150 970-00	87.30
Brushed Chrome	36 150 970-93	113.50
Brushed Platinum	36 150 970-06	139.60
Dark Chrome	36 150 970-19	130.90
Matte Black	36 150 970-33	117.90



Required miscellaneous


Vacuum breaker

- 3/4" connection


		EUR
Concealed rough parts	35 150 970 90	299.60



83 020 979	Bath grip <ul style="list-style-type: none"> • gauge 200 mm • width 240 mm • height 40 mm • rosette Ø 40 mm • 75 mm projection 		EUR	
		Chrome	83 020 979-00	275.40
		Brushed Chrome	83 020 979-93	358.00
		Brushed Platinum	83 020 979-06	440.60
		Dark Chrome	83 020 979-19	413.20
		Matte Black	83 020 979-33	371.80

83 060 979	Towel bar <ul style="list-style-type: none"> • gauge 600 mm • width 640 mm • height 40 mm • rosette Ø 40 mm • 65 mm projection Goes with ENO, META SQUARE, SYNC and TARA ULTRA 		EUR	
		Chrome	83 060 979-00	282.30
		Brushed Chrome	83 060 979-93	367.00
		Brushed Platinum	83 060 979-06	451.70
		Dark Chrome	83 060 979-19	423.50
		Matte Black	83 060 979-33	381.20

83 061 979	Towel bar in two parts <ul style="list-style-type: none"> • gauge 600 mm • width 640 mm • height 40 mm • rosette Ø 40 mm • 130 mm projection 		EUR	
		Chrome	83 061 979-00	423.40
		Brushed Chrome	83 061 979-93	550.40
		Brushed Platinum	83 061 979-06	677.50
		Dark Chrome	83 061 979-19	635.00
		Matte Black	83 061 979-33	571.60

83 080 979	Towel bar <ul style="list-style-type: none"> • gauge 800 mm • width 840 mm • height 40 mm • rosette Ø 40 mm • 65 mm projection Goes with ENO, META SQUARE, SYNC and TARA ULTRA 		EUR	
		Chrome	83 080 979-00	293.90
		Brushed Chrome	83 080 979-93	382.10
		Brushed Platinum	83 080 979-06	470.10
		Dark Chrome	83 080 979-19	440.90
		Matte Black	83 080 979-33	396.80

83 211 979	Towel bar 1-piece non-swivel <ul style="list-style-type: none"> • rosette Ø 40 mm • 490 mm projection 		EUR	
		Chrome	83 211 979-00	161.50
		Brushed Chrome	83 211 979-93	210.00
		Brushed Platinum	83 211 979-06	258.60
		Dark Chrome	83 211 979-19	242.20
		Matte Black	83 211 979-33	217.90

83 215 979	Towel bar 1-piece non-swivel <ul style="list-style-type: none"> • rosette Ø 40 mm • 360 mm projection 		EUR	
		Chrome	83 215 979-00	148.10
		Brushed Chrome	83 215 979-93	192.50
		Brushed Platinum	83 215 979-06	237.30
		Dark Chrome	83 215 979-19	222.00
		Matte Black	83 215 979-33	199.90

83 210 979	Towel bar in two parts non-swivel <ul style="list-style-type: none"> • gauge 72 mm • width 112 mm • height 40 mm • rosette Ø 40 mm • 500 mm projection 		EUR	
		Chrome	83 210 979-00	308.00
		Brushed Chrome	83 210 979-93	400.40
		Brushed Platinum	83 210 979-06	492.90
		Dark Chrome	83 210 979-19	462.10
		Matte Black	83 210 979-33	415.90

83 200 979	Towel ring round <ul style="list-style-type: none"> • width 185 mm • rosette Ø 40 mm • 55 mm projection 		EUR	
		Chrome	83 200 979-00	168.00
		Brushed Chrome	83 200 979-93	218.40
		Brushed Platinum	83 200 979-06	269.20
		Dark Chrome	83 200 979-19	252.20
		Matte Black	83 200 979-33	226.80



CL.1



CYO



IMO



Lissé



LULU



Madison



MEM



Meta



Tara.



VAIA



Shower



Concealed articles



Miscellaneous



Kitchen

83 251 220



Hooks
 • 55 mm projection
Goes with ELIO, ENO, META SQUARE, SYNC, TARA ULTRA and MEM

		EUR
Chrome	83 251 220-00	42.70
Brushed Chrome	83 251 220-93	55.50
Brushed Platinum	83 251 220-06	68.10
Dark Chrome	83 251 220-19	64.00
Matte Black	83 251 220-33	57.70

83 251 979



Hooks
 • rosette Ø 40 mm
 • 50 mm projection
Goes with ELIO, ENO, META SQUARE, SYNC, TARA, TARA ULTRA and MEM

		EUR
Chrome	83 251 979-00	69.90
Brushed Chrome	83 251 979-93	90.90
Brushed Platinum	83 251 979-06	112.00
Dark Chrome	83 251 979-19	104.90
Matte Black	83 251 979-33	94.40

83 256 979



Hooks in two parts
 • width 80 mm
 • rosette Ø 40 mm
 • 55 mm projection
Goes with ELIO, ENO, META SQUARE, SYNC, TARA, TARA ULTRA and MEM

		EUR
Chrome	83 256 979-00	129.60
Brushed Chrome	83 256 979-93	168.50
Brushed Platinum	83 256 979-06	207.80
Dark Chrome	83 256 979-19	194.40
Matte Black	83 256 979-33	175.00


83 410 979



Soap dish wall model
 • width 120 mm
 • height 20 mm
 • 145 mm projection

		EUR
Chrome	83 410 979-00	275.40
Brushed Chrome	83 410 979-93	358.00
Brushed Platinum	83 410 979-06	440.60
Dark Chrome	83 410 979-19	413.20
Matte Black	83 410 979-33	371.80

84 410 780



Soap dish free-standing model
 • 119 x 119 x 10 mm

		EUR
Chrome	84 410 780-00	335.00
Brushed Chrome	84 410 780-93	435.50
Brushed Platinum	84 410 780-06	535.70
Dark Chrome	84 410 780-19	502.60
Matte Black	84 410 780-33	452.30

83 435 970



Dispenser wall model
 • bottle made of crystal glass, matt
 • width 60 mm
 • height 200 mm
 • 250 ml bottle
 • 96 mm projection

		EUR
Chrome	83 435 970-00	435.60
Brushed Chrome	83 435 970-93	566.30
Brushed Platinum	83 435 970-06	696.90
Dark Chrome	83 435 970-19	653.40
Matte Black	83 435 970-33	588.10

84 435 970




Dispenser free-standing model
 • bottle made of crystal glass, matt
 • width 60 mm
 • height 200 mm
 • 250 ml bottle
 • 59 mm projection
Goes with ELIO, ENO, META SQUARE, SYNC, TARA, TARA ULTRA and MEM

		EUR
Chrome	84 435 970-00	401.30
Brushed Chrome	84 435 970-93	521.70
Brushed Platinum	84 435 970-06	641.60
Dark Chrome	84 435 970-19	602.10
Matte Black	84 435 970-33	541.70

	83 400 979 Tumbler holder wall model • crystal glass, transparent • width 60 mm • height 120 mm • 110 mm projection			EUR
		Chrome	83 400 979-00	265.50
		Brushed Chrome	83 400 979-93	345.20
		Brushed Platinum	83 400 979-06	424.80
		Dark Chrome	83 400 979-19	398.30
		Matte Black	83 400 979-33	358.30

	Optional miscellaneous			EUR
	Crystal tumbler	08 90 00 008 84	57.00	

	83 401 979 Tumbler holder wall model • crystal glass brush holder, matte • width 60 mm • height 120 mm • 110 mm projection			EUR
		Chrome	83 401 979-00	265.50
		Brushed Chrome	83 401 979-93	345.20
		Brushed Platinum	83 401 979-06	424.80
		Dark Chrome	83 401 979-19	398.30
		Matte Black	83 401 979-33	358.30

	Optional miscellaneous			EUR
	Crystal tumbler	08 90 00 008 82	68.00	

	83 481 970 Shelf wall model • width 200 mm • height 26 mm • 100 mm projection • without grid element			EUR
		Chrome	83 481 970-00	125.90
		Brushed Chrome	83 481 970-93	163.70
		Brushed Platinum	83 481 970-06	201.50
		Dark Chrome	83 481 970-19	189.00
		Matte Black	83 481 970-33	170.10

Required miscellaneous				EUR
Grid element • plastic grid elements	Matte Black	82 481 970-33	48.10	
	Creamy White	82 481 970-51	48.10	
	Light Grey	82 481 970-52	48.10	
	Taupe	82 481 970-53	48.10	

	83 482 970 Shelf wall model • width 300 mm • height 26 mm • 100 mm projection • without grid element			EUR
		Chrome	83 482 970-00	149.50
		Brushed Chrome	83 482 970-93	194.40
		Brushed Platinum	83 482 970-06	239.10
		Dark Chrome	83 482 970-19	224.20
		Matte Black	83 482 970-33	202.00

Required miscellaneous				EUR
Grid element • plastic grid elements	Matte Black	82 482 970-33	63.60	
	Creamy White	82 482 970-51	63.60	
	Light Grey	82 482 970-52	63.60	
	Taupe	82 482 970-53	63.60	

	83 281 530 Corner soap basket • width 150 mm • height 40 mm • 165 mm projection			EUR
		Chrome	83 281 530-00	216.20
		Brushed Chrome	83 281 530-93	281.10
		Brushed Platinum	83 281 530-06	345.70
		Dark Chrome	83 281 530-19	324.20
		Matte Black	83 281 530-33	291.70

	83 290 970 Shower basket for wall mounting • width 200 mm • height 70 mm • 115 mm projection			EUR
		Chrome	83 290 970-00	210.90
		Brushed Chrome	83 290 970-93	274.20
		Brushed Platinum	83 290 970-06	337.50
		Dark Chrome	83 290 970-19	316.40
		Matte Black	83 290 970-33	284.80



CL.1



CYO



IMO



Lissé



LULU



Madison



MEM



Meta



Tara.



VAIA



Shower



Concealed articles

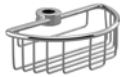


Miscellaneous



Kitchen

82 290 970



Shower basket for subsequent mounting on riser

- width 200 mm
- height 62 mm
- 125 mm projection

		EUR
Chrome	82 290 970-00	210.90
Brushed Chrome	82 290 970-93	274.20
Brushed Platinum	82 290 970-06	337.50
Dark Chrome	82 290 970-19	316.40
Matte Black	82 290 970-33	284.80

83 500 979



Tissue holder without cover

- width 150 mm
- height 95 mm
- rosette Ø 40 mm
- 40 mm projection

		EUR
Chrome	83 500 979-00	249.90
Brushed Chrome	83 500 979-93	324.90
Brushed Platinum	83 500 979-06	399.80
Dark Chrome	83 500 979-19	374.90
Matte Black	83 500 979-33	337.40

83 510 979



Tissue holder with cover

- width 150 mm
- height 95 mm
- rosette Ø 40 mm
- 40 mm projection

		EUR
Chrome	83 510 979-00	320.80
Brushed Chrome	83 510 979-93	417.00
Brushed Platinum	83 510 979-06	512.90
Dark Chrome	83 510 979-19	481.00
Matte Black	83 510 979-33	433.10

83 590 979



Reserve tissue holder

- rosette Ø 40 mm
- 105 mm projection

		EUR
Chrome	83 590 979-00	164.30
Brushed Chrome	83 590 979-93	213.60
Brushed Platinum	83 590 979-06	263.00
Dark Chrome	83 590 979-19	246.50
Matte Black	83 590 979-33	221.80

83 900 970



Toilet brush set wall model

- crystal glass
- brush, matte black
- width 126 mm
- height 415 mm
- 120 mm projection

		EUR
Chrome	83 900 970-00	377.20
Brushed Chrome	83 900 970-93	490.40
Brushed Platinum	83 900 970-06	603.40
Dark Chrome	83 900 970-19	565.90
Matte Black	83 900 970-33	509.30



Optional miscellaneous

Brush white

08 18 50 600 90 EUR 12.00



Optional miscellaneous

Brush matte black

90 18 50 601 00 90 EUR 34.00



Optional miscellaneous

Glass matte

08 90 04 008 82 EUR 81.00



Optional miscellaneous

Brush handle

		EUR
Chrome	90 20 97 507 00-00	87.00
Brushed Chrome	90 20 97 507 00-93	104.00
Brushed Platinum	90 20 97 507 00-06	164.00
Dark Chrome	90 20 97 507 00-19	114.00
Matte Black	90 20 97 507 00-33	115.00

83 910 979



Toilet brush set wall model

- brush, matte black
- width 100 mm
- height 456 mm
- 110 mm projection



Optional miscellaneous

Brush matte black

90 18 50 601 00 90 **34.00**



Optional miscellaneous

Brush handle

		EUR
Chrome	83 910 979-00	494.20
Brushed Chrome	83 910 979-93	642.50
Brushed Platinum	83 910 979-06	790.90
Dark Chrome	83 910 979-19	741.40
Matte Black	83 910 979-33	667.20

		EUR
Chrome	90 20 97 505 01-00	171.00
Brushed Chrome	90 20 97 505 01-93	208.00
Brushed Platinum	90 20 97 505 01-06	309.00
Dark Chrome	90 20 97 505 01-19	204.00
Matte Black	90 20 97 505 01-33	228.00

84 910 979



Toilet brush set free-standing model

- brush, matte black
- width 100 mm
- height 456 mm



Optional miscellaneous

Brush matte black

90 18 50 601 00 90 **34.00**



Optional miscellaneous

Brush handle

		EUR
Chrome	84 910 979-00	447.10
Brushed Chrome	84 910 979-93	581.20
Brushed Platinum	84 910 979-06	715.30
Dark Chrome	84 910 979-19	670.80
Matte Black	84 910 979-33	603.60

		EUR
Chrome	90 20 97 505 01-00	171.00
Brushed Chrome	90 20 97 505 01-93	208.00
Brushed Platinum	90 20 97 505 01-06	309.00
Dark Chrome	90 20 97 505 01-19	204.00
Matte Black	90 20 97 505 01-33	228.00

12 660 979



Cover plate for the concealed WC cistern made by TeCe

- cover plate 150 x 240 x 15 mm
- flush handle with rotary operation and two-volume technology (full flush/partial flush)

This product is compatible with the following TECE products:

- TECEprofil dry wall construction, article numbers: 9300300, 9300322, 9300301, 9300344, 9300309, 9300303, 9300388, 9300366, 9300100, 9300101
- TECEbox wet wall construction, article numbers: 9370300, 9375300, 9371300

		EUR
Chrome	12 660 979-00	811.30
Brushed Chrome	12 660 979-93	1,054.70
Brushed Platinum	12 660 979-06	1,298.30
Dark Chrome	12 660 979-19	1,216.90
Matte Black	12 660 979-33	1,095.20



CL.1



CYO



IMO



Lissé



LULU



Madison



MEM



Meta



Tara



VAIA



Shower



Concealed articles



Miscellaneous



Kitchen



LULU

Sieger Design

Basin
from page 194

Bidet
from page 196

Shower
from page 197

Thermostats, Mixers,
Diverter and Valves
from page 208

Bath
from page 214

Accessories
from page 217



CL.1



CYO



IMO



Lissé



LULU



Madison



MEM



Meta



Tara.



VAIA



Shower



Concealed
articles



Miscellaneous



Kitchen

Detailed product information, documents, dimensional drawings and 3D objects can be found online at www.dornbracht.com.

Basin fittings overview

Single-lever basin mixer

155 mm projection



33 500 710
33 521 710*

Three-hole basin mixer

155 mm projection



20 713 710

Wall-mounted single-lever basin mixer

200 mm projection



36 860 710

Overview of bath fittings

Bath mixer



33 200 710

Bath shower set / three-hole single-lever bath mixer



27 512 710

27 412 710

Bath spout



13 801 710

Single-lever mixer



36 122 710

Integrated bath filler



36 247 970

Miscellaneous



36 243 970



CL.1



CYO



IMO



Lissé



LULU



Madison



MEM



Meta



Tara.



VAIA



Shower



Concealed articles



Miscellaneous



Kitchen

33 500 710



Single-lever basin mixer with pop-up waste

- 155 mm projection
- fixed spout
- circular, air-enriched flow
- height of mixer 113 mm
- height up to aerator 90 mm
- hole diameter 35 mm
- 2x screw-in M 8 x 1 pressure hose, leak-tested
- max. flow 7 l/min
- lead-free

Only suitable for basins with an overflow.

		EUR
Chrome	33 500 710-00	935.20
Brushed Platinum	33 500 710-06	1,496.30



Product alternative

Single-lever basin mixer without pop-up waste
• without pop-up waste

		EUR
Chrome	33 521 710-00	888.30
Brushed Platinum	33 521 710-06	1,421.60

20 713 710



Three-hole basin mixer with pop-up waste

- 155 mm projection
- fixed spout
- circular, air-enriched flow
- height of mixer 114 mm
- height up to aerator 90 mm
- hole diameter valve 32 mm
- hole diameter spout 35 mm
- rosette 47 x 55 mm
- 2x screw-in M 8 x 1 pressure hose, leak-tested
- max. flow 7 l/min
- lead-free

Only suitable for basins with an overflow.

		EUR
Chrome	20 713 710-00	1,277.20
Brushed Platinum	20 713 710-06	2,043.70



Optional miscellaneous

High pressure hoses
• 2x 1/2" x 3/8" high pressure hose

		EUR
	12 506 970 90	86.40

36 860 710



Wall-mounted single-lever basin mixer without pop-up waste

- 200 mm projection
- fixed spout
- circular, air-enriched flow
- hole diameter spout 37 mm
- hole diameter single-lever mixer 57 mm
- rosette 78 x 78 mm
- max. flow 7 l/min
- lead-free

		EUR
Chrome	36 860 710-00	877.50
Brushed Platinum	36 860 710-06	1,404.30



Required miscellaneous

Concealed wall-mounted single-lever mixer
• min. recess depth 80 mm
• max. recess depth 95 mm

For details and miscellaneous, see page 585.

		EUR
Concealed rough parts	35 860 970 90	213.80



Required miscellaneous

Concealed wall-mounted single-lever mixer on right

NOTE: Not suitable for concealed installation. Connection by means of angle valves, mounted with screws to back wall.

For details and miscellaneous, see page 584.

		EUR
Concealed rough parts	35 816 970 90	367.00

Accessories

10 060 970



Siphon for basin
• rosette Ø 70 mm

		EUR
Chrome	10 060 970-00	322.30
Brushed Platinum	10 060 970-06	515.80

22 901 979



Angle valve

- rosette Ø 55 mm
- hose covering 200 mm, for shortening

		EUR
Chrome	22 901 979-00	179.50
Brushed Platinum	22 901 979-06	287.20



CL.1



CYO



IMO



Lissé



LULU



Madison



MEM



Meta



Tara.



VAIA



Shower



Concealed articles



Miscellaneous



Kitchen

33 600 710



Single-lever bidet mixer with pop-up waste

- **183 mm projection**
- ball-joint pivotable through 15° (in any direction)
- circular, air-enriched flow
- height of mixer 98 mm
- height up to aerator 63 mm
- hole diameter 35 mm
- 2x screw-in M 8 x 1 pressure hose, leak-tested
- max. flow 7 l/min

		EUR
Chrome	33 600 710-00	1,169.30
Brushed Platinum	33 600 710-06	1,870.80



LULU

36 002 970 +
28 017 979



Concealed single-lever mixer with integrated shower connection with hand shower set

- metal shower hose 1750 mm with integrated anti-twist protection
- hand shower: normal flow
- spray head Ø 130 mm
- max. hand shower flow 15 l/min

Intrinsic protection against back flow.



Product alternative

Hand shower

- three settings: normal flow, soft flow, massage flow
- spray head Ø 100 mm
- max. flow 15 l/min

Hand shower see page 557.

For details and miscellaneous, see page 558.



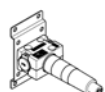
Product alternative

Hand shower

- four settings: normal flow, soft flow, massage flow, cascade
- spray head Ø 120 mm
- max. flow 15 l/min

Hand shower see page 557.

For details and miscellaneous, see page 559.



Required miscellaneous

Concealed wall mounting

- min. recess depth 80 mm
- max. recess depth 105 mm

For details and miscellaneous, see page 584.

		EUR
Chrome	1 x 36 002 970-00	715.80
	1 x 28 017 979-00	173.10
Total price:		888.90
Brushed Platinum	1 x 36 002 970-06	1,145.30
	1 x 28 017 979-06	277.10
Total price:		1,422.40

		EUR
Chrome	28 018 979-00	129.20
	28 018 979-06	206.70

		EUR
Chrome	28 012 979-00	224.70
	28 012 979-06	359.50

		EUR
Concealed rough parts	35 050 970 90	305.40

36 110 970 +
28 017 979



Concealed single-lever mixer with integrated shower connection with shower set

- metal shower hose 1750 mm with integrated anti-twist protection
- slide bar
- Pipe diameter 18 mm
- hand shower: normal flow
- spray head Ø 130 mm
- max. hand shower flow 15 l/min

Intrinsic protection against back flow.



Product alternative

Hand shower

- three settings: normal flow, soft flow, massage flow
- spray head Ø 100 mm
- max. flow 15 l/min

Hand shower see page 557.

For details and miscellaneous, see page 558.



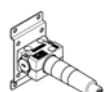
Product alternative

Hand shower

- four settings: normal flow, soft flow, massage flow, cascade
- spray head Ø 120 mm
- max. flow 15 l/min

Hand shower see page 557.

For details and miscellaneous, see page 559.



Required miscellaneous

Concealed wall mounting

- min. recess depth 80 mm
- max. recess depth 105 mm

For details and miscellaneous, see page 584.

		EUR
Chrome	1 x 36 110 970-00	853.40
	1 x 28 017 979-00	173.10
Total price:		1,026.50
Brushed Platinum	1 x 36 110 970-06	1,364.90
	1 x 28 017 979-06	277.10
Total price:		1,642.00

		EUR
Chrome	28 018 979-00	129.20
	28 018 979-06	206.70

		EUR
Chrome	28 012 979-00	224.70
	28 012 979-06	359.50

		EUR
Concealed rough parts	35 050 970 90	305.40



CL.1



CYO



IMO



Lissé



LULU



Madison



MEM



Meta



Tara.



VAIA



Shower



Concealed articles



Miscellaneous



Kitchen

36 111 970 +
28 018 979



Concealed single-lever mixer with integrated shower connection with shower set

- metal shower hose 1750 mm with integrated anti-twist protection
- slide bar
- Pipe diameter 18 mm
- hand shower: three settings: normal flow, soft flow, massage flow
- spray head Ø 100 mm
- max. hand shower flow 15 l/min

Intrinsic protection against back flow.



Product alternative

Hand shower

- four settings: normal flow, soft flow, massage flow, cascade
- spray head Ø 120 mm
- max. flow 15 l/min

Hand shower see page 557.

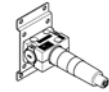
For details and miscellaneous, see page 559.



Product alternative

Hand shower

- normal flow
- spray head Ø 130 mm
- max. flow 6.8 l/min



Required miscellaneous

Concealed wall mounting

- min. recess depth 80 mm
- max. recess depth 105 mm

For details and miscellaneous, see page 584.

		EUR
Chrome	1 x 36 111 970-00	977.00
	1 x 28 018 979-00	129.20
Total price:		1,106.20
Brushed Platinum	1 x 36 111 970-06	1,563.00
	1 x 28 018 979-06	206.70
Total price:		1,769.70

		EUR
Chrome	28 012 979-00	224.70
	28 012 979-06	359.50

		EUR
Chrome	28 017 979-00 0010	173.10
	28 017 979-06 0010	276.80

		EUR
Concealed rough parts	35 050 970 90	305.40

26 413 710 +
28 012 979



Shower set

- slide bar
- Pipe diameter 18 mm
- rosette 78 x 55 mm
- gauge 800 mm
- metal shower hose 1750 mm with integrated anti-twist protection
- shower hose connector 3/8"
- four settings: normal flow, soft flow, massage flow, cascade
- spray head Ø 120 mm
- max. flow 15 l/min



Product alternative

Hand shower

- three settings: normal flow, soft flow, massage flow
- spray head Ø 100 mm
- max. flow 15 l/min

Hand shower see page 557.

For details and miscellaneous, see page 558.



Product alternative

Hand shower

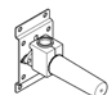
- normal flow
- spray head Ø 130 mm
- max. flow 6.8 l/min



Optional miscellaneous

Wall elbow

For details and miscellaneous, see main items



Optional miscellaneous

Concealed wall elbow

- min. recess depth 90 mm
- max. recess depth 163 mm

For details and miscellaneous, see page 603.

		EUR
Chrome	1 x 26 413 710-00	668.20
	1 x 28 012 979-00	224.70
Total price:		892.90
Brushed Platinum	1 x 26 413 710-06	1,068.60
	1 x 28 012 979-06	359.50
Total price:		1,428.10

		EUR
Chrome	28 018 979-00	129.20
	28 018 979-06	206.70

		EUR
Chrome	28 017 979-00 0010	173.10
	28 017 979-06 0010	276.80

		EUR
Chrome	28 450 710-00	164.30
	28 450 710-06	262.50

		EUR
Concealed rough parts	35 085 970 90	116.90

26 413 979 +
28 018 979

Shower set

- slide bar
- Pipe diameter 18 mm
- gauge 853 mm
- metal shower hose 1750 mm with integrated anti-twist protection
- shower hose connector 3/8"
- three settings: normal flow, soft flow, massage flow
- spray head Ø 100 mm
- max. flow 15 l/min

		EUR
Chrome	1 x 26 413 979-00	400.10
	1 x 28 018 979-00	129.20
	Total price:	529.30
Brushed Platinum	1 x 26 413 979-06	652.50
	1 x 28 018 979-06	206.70
	Total price:	859.20



Product alternative

Hand shower

- four settings: normal flow, soft flow, massage flow, cascade
- spray head Ø 120 mm
- max. flow 15 l/min

Hand shower see page 557.

For details and miscellaneous, see page 559.

		EUR
Chrome	28 012 979-00	224.70
Brushed Platinum	28 012 979-06	359.50

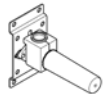


Product alternative

Hand shower

- normal flow
- spray head Ø 130 mm
- max. flow 6.8 l/min

		EUR
Chrome	28 017 979-00 0010	173.10
Brushed Platinum	28 017 979-06 0010	276.80



Optional miscellaneous

Concealed wall elbow

- min. recess depth 90 mm
- max. recess depth 163 mm

For details and miscellaneous, see page 603.

		EUR
Concealed rough parts	35 085 970 90	116.90



CL.1



CYO



IMO



Lissé



LULU



Madison



MEM



Meta



Tara.



VAIA



Shower



Concealed articles



Miscellaneous



Kitchen

36 112 970 +
28 015 979



Showerpipe with single-lever shower mixer

- shower with fixed riser projection 450 mm
- overhead shower: rain flow
- rain shower Ø 220 mm
- rain shower with anti-scale system
- max. rainshower flow 14 l/min
- hand shower: normal flow
- spray head Ø 100 mm
- max. hand shower flow 15 l/min
- height of fittings up to rain shower (bottom edge) 985 mm
- height of fittings up to top edge of elbow 1170 mm
- metal shower hose 1750 mm with integrated anti-twist protection
- 1/2" connection
- slide bar
- Pipe diameter 23,5 mm
- automatic diverter for fixed-riser shower/hand shower

Intrinsic protection against back flow.

		EUR
Chrome	1 x 36 112 970-00	2,284.00
	1 x 28 015 979-00	120.20
Total price:		2,404.20
Brushed Platinum	1 x 36 112 970-06	3,654.40
	1 x 28 015 979-06	192.50
Total price:		3,846.90



Product alternative

Showerpipe with single-lever shower mixer without hand shower

- Max. flow rate 7 l/min

This article does not include a hand shower!

		EUR
Chrome	36 102 970-00	2,284.00
Brushed Platinum	36 102 970-06	3,654.40



Product alternative

Hand shower

- three settings: normal flow, soft flow, massage flow
- spray head Ø 130 mm
- max. flow 15 l/min

Hand shower see page 557.

For details and miscellaneous, see page 559.

		EUR
Chrome	28 016 979-00	186.40
Brushed Platinum	28 016 979-06	298.50



Product alternative

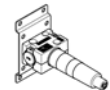
Hand shower

- normal flow
- max. flow 15 l/min

Hand shower see page 557.

For details and miscellaneous, see page 557.

		EUR
Chrome	28 019 979-00	226.00
Brushed Platinum	28 019 979-06	361.80



Required miscellaneous

Concealed wall mounting

- min. recess depth 80 mm
- max. recess depth 105 mm

For details and miscellaneous, see page 584.

		EUR
Concealed rough parts	35 050 970 90	305.40

34 460 979 +
28 018 979



Showerpipe with shower thermostat

- shower with fixed riser projection 453 mm
- overhead shower: rain flow
- rain shower Ø 300 mm
- rain shower with anti-scale system
- max. rainshower flow 14 l/min
- hand shower: three settings: normal flow, soft flow, massage flow
- spray head Ø 100 mm
- max. hand shower flow 15 l/min
- rotary diverter with volume control and shut-off function
- slide-on rosettes Ø 70 mm
- height of fittings up to rain shower (bottom edge) 985 mm
- height of fittings up to top edge of elbow 1170 mm
- gauge 150 mm - 13 mm
- metal shower hose 1750 mm with integrated anti-twist protection
- 1/2" connection
- slide bar
- Pipe diameter 23.5 mm

Intrinsic protection against back flow.

		EUR
Chrome	1 x 34 460 979-00	2,603.10
	1 x 28 018 979-00	129.20
	Total price:	2,732.30
Brushed Platinum	1 x 34 460 979-06	4,165.00
	1 x 28 018 979-06	206.70
	Total price:	4,371.70



Product alternative

Showerpipe with shower thermostat without hand shower

- max. flow 7 l/min
- rain shower Ø 220 mm

This article does not include a hand shower!

		EUR
Chrome	34 459 979-00	2,471.40
Brushed Platinum	34 459 979-06	3,865.40



Product alternative

Hand shower

- four settings: normal flow, soft flow, massage flow, cascade
 - spray head Ø 120 mm
 - max. flow 15 l/min
- Hand shower see page 557.

For details and miscellaneous, see page 559.

		EUR
Chrome	28 012 979-00	224.70
Brushed Platinum	28 012 979-06	359.50



Product alternative

Hand shower

- normal flow
- max. flow 6.8 l/min

		EUR
Chrome	28 019 979-00 0010	226.00
Brushed Platinum	28 019 979-06 0010	361.60

28 508 710



Shower head

- 200 mm projection
- ball-joint pivotable through 30°
- three settings: normal flow, soft flow, massage flow
- with anti-scale system
- spray head Ø 92 mm
- rosette 78 x 55 mm
- 1/2" connection
- max. flow 9 l/min

		EUR
Chrome	28 508 710-00	626.10
Brushed Platinum	28 508 710-06	1,002.00

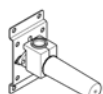


Product alternative

Shower head

- max. flow 6.8 l/min

		EUR
Chrome	28 508 710-00 0010	626.10
Brushed Platinum	28 508 710-06 0010	1,002.00



Optional miscellaneous

Concealed wall elbow

- min. recess depth 90 mm
- max. recess depth 163 mm

For details and miscellaneous, see page 603.

		EUR
Concealed rough parts	35 085 970 90	116.90



CL.1



CYO



IMO



Lissé



LULU



Madison



MEM



Meta



Tara.



VAIA



Shower



Concealed articles



Miscellaneous



Kitchen

28 786 710



Rain shower with wall fixing 300 x 240 mm

- 450 mm projection
- rain shower 300 x 240 mm
- rain flow
- max. flow 14 l/min
- rosette 78 x 60 mm
- 1/2" connection
- with anti-scale system
- quick clearing

		EUR
Chrome	28 786 710-00	1,406.40
Brushed Platinum	28 786 710-06	2,250.40

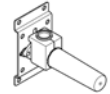


Product alternative

Rain shower with wall fixing 300 x 240 mm

- max. flow 12 l/min

		EUR
Chrome	28 784 710-00	1,406.40
Brushed Platinum	28 784 710-06	2,250.20



Optional miscellaneous

Concealed wall elbow

- min. recess depth 90 mm
- max. recess depth 163 mm

		EUR
Concealed rough parts	35 085 970 90	116.90

For details and miscellaneous, see page 603.

28 796 710



Rain shower with ceiling fixing 300 x 240 mm

- rain shower 300 x 240 mm
- rain flow
- max. flow 14 l/min
- distance between ceiling and lower edge of the shower 165 mm
- rosette 78 x 55, as required
- 1/2" connection
- with anti-scale system
- quick clearing

		EUR
Chrome	28 796 710-00	1,195.60
Brushed Platinum	28 796 710-06	1,913.00

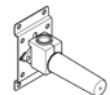


Product alternative

Rain shower with ceiling fixing 300 x 240 mm

- max. flow 12 l/min

		EUR
Chrome	28 766 710-00	1,195.60
Brushed Platinum	28 766 710-06	1,913.00



Optional miscellaneous

Concealed wall elbow

- min. recess depth 90 mm
- max. recess depth 163 mm

		EUR
Concealed rough parts	35 085 970 90	116.90

For details and miscellaneous, see page 603.

28 041 980



Rain shower for surface-mounted ceiling installation 300 x 240 mm

- rain shower 300 x 240 mm
- Rain flow, max. flow rate 12 l/min
- Spray flow, max. flow rate 6 l/min
- Distance to ceiling from bottom edge of shower 40 mm
- with anti-scale system

		EUR
Chrome	28 041 980-00	710.90
Brushed Platinum	28 041 980-06	1,137.50



Required miscellaneous

Concealed ceiling installation box with ceiling fixing

- min. recess depth 90 mm
- max. recess depth 115 mm

		EUR
	35 041 970 90	473.90

For details and miscellaneous, see page 602.

28 042 980



Rain shower for surface-mounted ceiling installation with light 300 x 240 mm

- rain shower 300 x 240 mm
- Rain flow, max. flow rate 12 l/min
- Spray flow, max. flow rate 6 l/min
- Distance to ceiling from bottom edge of shower 40 mm
- with anti-scale system
- central LED Spot 3000 K
- includes light bulbs with a Class F energy efficiency

		EUR
Chrome	28 042 980-00	1,068.10
Brushed Platinum	28 042 980-06	1,709.00



Required miscellaneous

Concealed ceiling installation box for surface-mounted ceiling installation with light

- min. recess depth 90 mm
- max. recess depth 115 mm

		EUR
	35 042 970 90	712.00

For details and miscellaneous, see page 602.

28 043 980



Rain shower for recessed ceiling installation 300 x 240 mm

- rain shower 300 x 240 mm
- Rain flow, max. flow rate 12 l/min
- Spray flow, max. flow rate 6 l/min
- min. recess depth 137,5 mm
- with anti-scale system

		EUR
Chrome	28 043 980-00	1,425.30
Brushed Platinum	28 043 980-06	2,280.40



Required miscellaneous
Concealed ceiling installation box for recessed ceiling installation
 • recess depth 137 mm

For details and miscellaneous, see page 601.

		EUR
	35 043 970 90	950.20

28 044 980



Rain shower for recessed ceiling installation with light 300 x 240 mm

- rain shower 300 x 240 mm
- Rain flow, max. flow rate 12 l/min
- Spray flow, max. flow rate 6 l/min
- min. recess depth 137,5 mm
- with anti-scale system
- central RGBW LED spot
- RGBW LED ambient lighting includes light bulbs with a Class G energy efficiency

		EUR
Chrome	28 044 980-00	2,139.70
Brushed Platinum	28 044 980-06	3,423.50



Required miscellaneous
Concealed ceiling installation box for recessed ceiling installation with light
 • recess depth 137 mm

For details and miscellaneous, see page 602.

		EUR
	35 044 970 90	1,426.50

27 808 710



Hand shower set with individual rosettes

- normal flow
- with anti-scale system
- 3/8" shower outlet
- rosette for wall elbow 78 x 55 mm
- rosette for shower holder 78 x 55 mm
- metal shower hose 1250 mm with integrated anti-twist protection
- 1/2" wall elbow
- max. flow 15 l/min

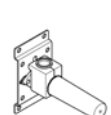
Intrinsic protection against back flow.

		EUR
Chrome	27 808 710-00	653.90
Brushed Platinum	27 808 710-06	1,046.40



Product alternative
Hand shower set with individual rosettes
 • max. flow 6,8 l/min

		EUR
Chrome	27 808 710-00 0010	653.90
Brushed Platinum	27 808 710-06 0010	1,046.40



Optional miscellaneous
Concealed wall elbow
 • min. recess depth 90 mm
 • max. recess depth 163 mm

For details and miscellaneous, see page 603.

		EUR
Concealed rough parts	35 085 970 90	116.90

28 528 710



Body spray without volume control

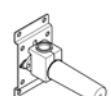
- spray head Ø 55 mm
- ball-joint pivotable through 25° (in any direction)
- rain flow
- anti-scale system
- rosette 78 x 55 mm
- 1/2" connection
- max. flow 7 l/min

		EUR
Chrome	28 528 710-00	334.00
Brushed Platinum	28 528 710-06	534.40



Product alternative
Body spray without volume control
 • max. flow 5 l/min

		EUR
Chrome	28 518 710-00	334.00
Brushed Platinum	28 518 710-06	534.50



Optional miscellaneous
Concealed wall elbow
 • min. recess depth 90 mm
 • max. recess depth 163 mm

For details and miscellaneous, see page 603.

		EUR
Concealed rough parts	35 085 970 90	116.90



CL.1



CYO



IMO



Lissé



LULU



Madison



MEM



Meta



Tara.



VAIA



Shower



Concealed articles



Miscellaneous



Kitchen

36 525 979



WATER POINTS Concealed body spray

- rain flow
- with anti-scale system
- cover plate 120 x 120 mm
- max. flow 9 l/min

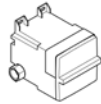
		EUR
Chrome	36 525 979-00	523.30
Brushed Platinum	36 525 979-06	837.30



Product alternative

WATER POINTS Concealed body spray
• max. flow 6 l/min

		EUR
Chrome	36 515 979-00	523.30
Brushed Platinum	36 515 979-06	836.90



Required miscellaneous

Concealed wall installation box
• min. recess depth 85 mm
• max. recess depth 110 mm

		EUR
Concealed rough parts	35 205 970 90	212.30

For details and miscellaneous, see page 597.



Required miscellaneous

xGRID Installation track 555 mm

		EUR
Concealed rough parts	12 360 970 90	106.80



Required miscellaneous

WATER POINTS Adapter plate

		EUR
	12 305 970 90	34.30



Optional miscellaneous

xGRID Attachment set for integrating in the dry wall construction

		EUR
Concealed rough parts	12 340 970 90	107.50

36 527 979



WATER BAR Concealed body spray

- rain flow
- with anti-scale system
- cover plate 240 x 60 mm
- 1/2" connection
- max. flow 9 l/min

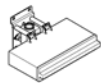
		EUR
Chrome	36 527 979-00	808.10
Brushed Platinum	36 527 979-06	1,293.00



Product alternative

WATER BAR Concealed body spray
• max. flow 6 l/min

		EUR
Chrome	36 517 979-00	808.10
Brushed Platinum	36 517 979-06	1,293.20



Required miscellaneous

Concealed wall installation box
• min. recess depth 100 mm
• max. recess depth 173 mm

		EUR
Concealed rough parts	35 206 970 90	287.20

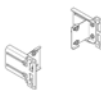
For details and miscellaneous, see page 597.



Required miscellaneous

xGRID Installation track 555 mm

		EUR
Concealed rough parts	12 360 970 90	106.80



Optional miscellaneous

xGRID Attachment set for integrating in the dry wall construction

		EUR
Concealed rough parts	12 340 970 90	107.50

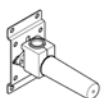
36 514 979



WATER CURVE Concealed body spray

- forceful flat water jet
- horizontal water jet
- water jet adjustable
- cover plate 120 x 60 mm
- 1/2" connection
- max. flow 10 l/min

		EUR
Chrome	36 514 979-00	1,051.60
Brushed Platinum	36 514 979-06	1,682.50



Optional miscellaneous

Concealed wall elbow
• min. recess depth 90 mm
• max. recess depth 163 mm

		EUR
Concealed rough parts	35 085 970 90	116.90

For details and miscellaneous, see page 603.

36 513 979



WATER FAN vertical Concealed body spray

- forceful flat water jet
- vertical water jet
- water jet adjustable
- cover plate 240 x 60 mm
- 1/2" connection
- max. flow 10 l/min

		EUR
Chrome	36 513 979-00	784.50
Brushed Platinum	36 513 979-06	1,255.70

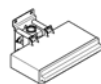


Product alternative

WATER FAN horizontal Concealed body spray

- horizontal water jet
- max. flow 10 l/min

		EUR
Chrome	36 512 979-00	784.50
Brushed Platinum	36 512 979-06	1,255.70



Required miscellaneous

Concealed wall installation box

- min. recess depth 100 mm
- max. recess depth 173 mm

For details and miscellaneous, see page 597.

		EUR
Concealed rough parts	35 206 970 90	287.20



Required miscellaneous

xGRID Installation track 555 mm

		EUR
Concealed rough parts	12 360 970 90	106.80



Optional miscellaneous

xGRID Attachment set for integrating in the dry wall construction

		EUR
Concealed rough parts	12 340 970 90	107.50

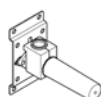
13 415 979



WATER SHEET Cascade spout for wall mounting

- 150 mm projection
- cascade
- cover plate 240 x 60 mm
- 1/2" connection
- plug-link mounting
- max. flow 26.5 l/min at 3 bar flow pressure

		EUR
Chrome	13 415 979-00	1,083.10
Brushed Platinum	13 415 979-06	1,732.90



Optional miscellaneous


Concealed wall elbow

- min. recess depth 90 mm
- max. recess depth 163 mm

For details and miscellaneous, see page 603.

		EUR
Concealed rough parts	35 085 970 90	116.90

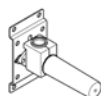
13 420 979



WATER FALL Cascade spout for wall mounting

- 120 mm projection
- cascade
- cover plate 240 x 60 mm
- 1/2" connection
- plug-link mounting
- max. flow 26.5 l/min at 3 bar flow pressure

		EUR
Chrome	13 420 979-00	1,547.40
Brushed Platinum	13 420 979-06	2,476.20



Optional miscellaneous

Concealed wall elbow

- min. recess depth 90 mm
- max. recess depth 163 mm

For details and miscellaneous, see page 603.

		EUR
Concealed rough parts	35 085 970 90	116.90

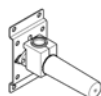
13 425 979



WATER FALL Cascade spout with individual jets for wall mounting

- 22 mm projection
- PEARLSTREAM
- plate 240 mm x 60 mm
- connection 1/2", for shortening
- plug-link mounting
- max. flow 9.5 l/min

		EUR
Chrome	13 425 979-00	1,149.80
Brushed Platinum	13 425 979-06	1,839.70



Optional miscellaneous

Concealed wall elbow

- min. recess depth 90 mm
- max. recess depth 163 mm

For details and miscellaneous, see page 603.

		EUR
Concealed rough parts	35 085 970 90	116.90



CL.1



CYO



IMO



Lissé



LULU



Madison



MEM



Meta



Tara.



VAIA



Shower



Concealed articles



Miscellaneous



Kitchen

27 820 979 +
28 285 979



WATER TUBE Kneipp wall elbow

- laminar flow
- max. flow 15 l/min
- rosette Ø 70 mm
- holder for Kneipp hose
- hose nozzle with sleeve M33
- with holding ring
- 1/2" wall elbow

Intrinsic protection against back flow.

		EUR
Chrome	1 x 27 820 979-00	473.10
	1 x 28 285 979-00	99.80
	Total price:	572.90
Brushed Platinum	1 x 27 820 979-06	757.10
	1 x 28 285 979-06	159.70
	Total price:	916.80

Product alternative

WATER TUBE Kneipp wall elbow with hose holder with individual rosettes

- max. flow 9 l/min

		EUR
Chrome	27 840 979-00	473.10
	Brushed Platinum	27 840 979-06

Product alternative

WATER TUBE Kneipp hose black 2000 mm

- hose nozzle with sleeve M33
- with holding ring

		EUR
Chrome	28 286 979-00	99.80
	Brushed Platinum	28 286 979-06

Optional miscellaneous

Concealed wall elbow

- min. recess depth 90 mm
- max. recess depth 163 mm

		EUR
Concealed rough parts	35 085 970 90	116.90

For details and miscellaneous, see page 603.

27 823 979 +
28 285 979



WATER TUBE Kneipp wall elbow with hose holder with individual rosettes

- laminar flow
- max. flow 15 l/min
- with volume control
- rosettes Ø 60 mm
- holder for Kneipp hose
- 1/2" wall elbow
- **without hose**

Intrinsic protection against back flow.

		EUR
Chrome	1 x 27 823 979-00	561.10
	1 x 28 285 979-00	99.80
	Total price:	660.90
Brushed Platinum	1 x 27 823 979-06	897.70
	1 x 28 285 979-06	159.70
	Total price:	1,057.40

Product alternative

WATER TUBE Kneipp wall elbow with hose holder with individual rosettes

- max. flow 9 l/min

		EUR
Chrome	27 843 979-00	561.10
	Brushed Platinum	27 843 979-06

Product alternative

WATER TUBE Kneipp hose black 2000 mm

- hose nozzle with sleeve M33
- with holding ring

		EUR
Chrome	28 286 979-00	99.80
	Brushed Platinum	28 286 979-06

Optional miscellaneous

Concealed wall elbow

- min. recess depth 90 mm
- max. recess depth 163 mm

		EUR
Concealed rough parts	35 085 970 90	116.90

For details and miscellaneous, see page 603.

28 450 710



Wall elbow

- 3/8" shower outlet
- rosette 78 x 55 mm
- 1/2" connection

Intrinsic protection against back flow.

		EUR
Chrome	28 450 710-00	164.30
	Brushed Platinum	28 450 710-06

Optional miscellaneous

Concealed wall elbow

- min. recess depth 90 mm
- max. recess depth 163 mm

		EUR
Concealed rough parts	35 085 970 90	116.90

For details and miscellaneous, see page 603.

28 060 970

Wall bracket swivel



		EUR
Chrome	28 060 970-00	188.20
Brushed Platinum	28 060 970-06	301.40



CL.1



CYO



IMO



Lissé



LULU



Madison



MEM



Meta



Tara.



VAIA



Shower



Concealed articles



Miscellaneous



Kitchen

34 442 979



Shower thermostat for wall mounting

- slide-on rosettes Ø 70 mm
- gauge 150 mm - 13 mm
- 3/8" shower outlet
- with volume control

Intrinsic protection against back flow.

		EUR
Chrome	34 442 979-00	667.70
Brushed Platinum	34 442 979-06	1,068.10

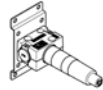
36 050 970



Concealed single-lever mixer with integrated shower connection

- without rosette

Intrinsic protection against back flow.



Required miscellaneous

Concealed wall mounting

- min. recess depth 80 mm
- max. recess depth 105 mm

For details and miscellaneous, see page 584.

		EUR
Chrome	36 050 970-00	441.60
Brushed Platinum	36 050 970-06	706.20

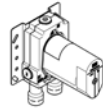
		EUR
Concealed rough parts	35 050 970 90	305.40

36 122 710



Concealed single-lever mixer with diverter

- automatic diverter
- cover plate 150 x 90 mm



Required miscellaneous

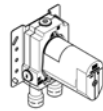
Concealed single-lever mixer

- min. recess depth 80 mm
- max. recess depth 105 mm

For details and miscellaneous, see page 587.

		EUR
Chrome	36 122 710-00	860.40
Brushed Platinum	36 122 710-06	1,376.90

		EUR
Concealed rough parts	35 020 970 90	225.50



Required miscellaneous

Concealed single-lever mixer with backflow preventor

- min. recess depth 80 mm
- max. recess depth 105 mm

For details and miscellaneous, see page 586.

		EUR
Concealed rough parts	35 021 970 90	322.20



Required miscellaneous

xGRID Installation track 555 mm

		EUR
Concealed rough parts	12 360 970 90	106.80



Optional miscellaneous

xGRID Attachment set for integrating in the dry wall construction

		EUR
Concealed rough parts	12 340 970 90	107.50

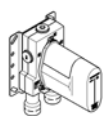
36 425 710



Concealed thermostat with one function volume control

- cover plate 150 x 90 mm
- temperature control handle with safety limit stop at 38 °C
- hot water temperature limiter, can be preset

		EUR
Chrome	36 425 710-00	805.00
Brushed Platinum	36 425 710-06	1,288.00

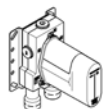


Required miscellaneous

- Concealed thermostat**
- min. recess depth 80 mm
 - max. recess depth 136 mm

For details and miscellaneous, see page 588.

		EUR
Concealed rough parts	35 425 970 90	414.80



Required miscellaneous

- Concealed thermostat with built-in isolators**
- min. recess depth 80 mm
 - max. recess depth 136 mm

For details and miscellaneous, see page 587.

		EUR
Concealed rough parts	35 426 970 90	435.70



Required miscellaneous

xGRID Installation track 555 mm

		EUR
Concealed rough parts	12 360 970 90	106.80



Optional miscellaneous

xGRID Attachment set for integrating in the dry wall construction

		EUR
Concealed rough parts	12 340 970 90	107.50

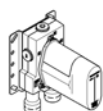
36 426 710



Concealed thermostat with two function volume control

- rotary diverter with volume control and shut-off function
- cover plate 150 x 90 mm
- temperature control handle with safety limit stop at 38 °C
- hot water temperature limiter, can be preset

		EUR
Chrome	36 426 710-00	952.50
Brushed Platinum	36 426 710-06	1,524.10

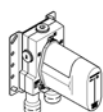


Required miscellaneous

- Concealed thermostat**
- min. recess depth 80 mm
 - max. recess depth 136 mm

For details and miscellaneous, see page 588.

		EUR
Concealed rough parts	35 425 970 90	414.80



Required miscellaneous

- Concealed thermostat with built-in isolators**
- min. recess depth 80 mm
 - max. recess depth 136 mm

For details and miscellaneous, see page 587.

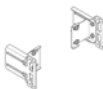
		EUR
Concealed rough parts	35 426 970 90	435.70



Required miscellaneous

xGRID Installation track 555 mm

		EUR
Concealed rough parts	12 360 970 90	106.80



Optional miscellaneous

xGRID Attachment set for integrating in the dry wall construction

		EUR
Concealed rough parts	12 340 970 90	107.50



CL.1



CYO



IMO



Lissé



LULU



Madison



MEM



Meta



Tara.



VAIA



Shower



Concealed articles



Miscellaneous



Kitchen

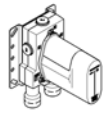
36 427 710



Concealed thermostat with three function volume control

- rotary diverter with volume control and shut-off function
- cover plate 150 x 90 mm
- temperature control handle with safety limit stop at 38 °C
- hot water temperature limiter, can be preset

		EUR
Chrome	36 427 710-00	988.40
Brushed Platinum	36 427 710-06	1,581.40



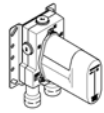
Required miscellaneous

Concealed thermostat

- min. recess depth 80 mm
- max. recess depth 136 mm

For details and miscellaneous, see page 589.

		EUR
Concealed rough parts	35 427 970 90	434.60



Required miscellaneous

Concealed thermostat with built-in isolators

- min. recess depth 80 mm
- max. recess depth 136 mm

For details and miscellaneous, see page 588.

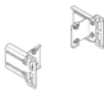
		EUR
Concealed rough parts	35 428 970 90	455.90



Required miscellaneous

xGRID Installation track 555 mm

		EUR
Concealed rough parts	12 360 970 90	106.80



Optional miscellaneous

xGRID Attachment set for integrating in the dry wall construction

		EUR
Concealed rough parts	12 340 970 90	107.50

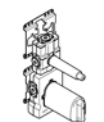
36 501 710 +
36 607 710



xTOOL Thermostat module with 1 valve

- cover plate 120 x 120 mm
- rosette 78 x 55 mm
- temperature control handle with safety limit stop at 38 °C
- thermostat cartridge
- head part with cut-to-length spindle and sleeve

		EUR
Chrome	1 x 36 501 710-00	1,244.50
	1 x 36 607 710-00	249.50
	Total price:	1,494.00
Brushed Platinum	1 x 36 501 710-06	1,990.70
	1 x 36 607 710-06	398.80
	Total price:	2,389.50



Required miscellaneous

xTOOL Concealed thermostat module with 1 valve

- min. recess depth 85 mm
- max. recess depth 110 mm

For details and miscellaneous, see page 591.

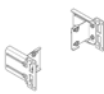
		EUR
Concealed rough parts	35 511 970 90	674.20



Required miscellaneous

xGRID Installation track 555 mm

		EUR
Concealed rough parts	12 360 970 90	106.80



Optional miscellaneous

xGRID Attachment set for integrating in the dry wall construction

		EUR
Concealed rough parts	12 340 970 90	107.50



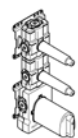
36 503 710 +
2x 36 607 710



xTOOL Thermostat module with 2 valves

- cover plate 120 x 120 mm
- rosette 78 x 55 mm
- temperature control handle with safety limit stop at 38 °C
- thermostat cartridge
- 2x head part with cut-to-length spindle and sleeve

		EUR
Chrome	1 x 36 503 710-00	1,244.50
	2 x 36 607 710-00	249.50
	Total price:	1,743.50
Brushed Platinum	1 x 36 503 710-06	1,990.70
	2 x 36 607 710-06	398.80
	Total price:	2,788.30



Required miscellaneous

xTOOL Concealed thermostat module with 2 valves

- min. recess depth 85 mm
- max. recess depth 110 mm

For details and miscellaneous, see page 592.

		EUR
Concealed rough parts	35 521 970 90	1,123.80



Required miscellaneous

xTOOL Concealed thermostat module with 2 valves

- min. recess depth 85 mm
- max. recess depth 110 mm

For details and miscellaneous, see page 593.

		EUR
Concealed rough parts	35 524 970 90	1,111.50



Required miscellaneous

xGRID Installation track 555 mm

		EUR
Concealed rough parts	12 360 970 90	106.80



Optional miscellaneous

xGRID Attachment set for integrating in the dry wall construction

		EUR
Concealed rough parts	12 340 970 90	107.50

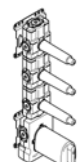
36 503 710 +
3x 36 607 710



xTOOL Thermostat module with 3 valves

- cover plate 120 x 120 mm
- rosette 78 x 55 mm
- temperature control handle with safety limit stop at 38 °C
- thermostat cartridge
- 3x head part with cut-to-length spindle and sleeve

		EUR
Chrome	1 x 36 503 710-00	1,244.50
	3 x 36 607 710-00	249.50
	Total price:	1,993.00
Brushed Platinum	1 x 36 503 710-06	1,990.70
	3 x 36 607 710-06	398.80
	Total price:	3,187.10



Required miscellaneous

xTOOL Concealed thermostat module with 3 valves

- min. recess depth 85 mm
- max. recess depth 110 mm

For details and miscellaneous, see page 594.

		EUR
Concealed rough parts	35 531 970 90	1,207.70



Required miscellaneous

xTOOL Concealed thermostat module with 3 valves

- min. recess depth 85 mm
- max. recess depth 110 mm

For details and miscellaneous, see page 595.

		EUR
Concealed rough parts	35 534 970 90	1,308.40



Required miscellaneous

xGRID Installation track 555 mm

		EUR
Concealed rough parts	12 360 970 90	106.80



Optional miscellaneous

xGRID Attachment set for integrating in the dry wall construction

		EUR
Concealed rough parts	12 340 970 90	107.50



CL.1



CYO



IMO



Lissé



LULU



Madison



MEM



Meta



Tara



VAIA



Shower



Concealed articles



Miscellaneous



Kitchen

36 501 710



xTOOL Concealed thermostat without volume control 1/2"

- cover plate 120 x 120 mm
- temperature control handle with safety limit stop at 38 °C
- thermostat cartridge

		EUR
Chrome	36 501 710-00	1,244.50
Brushed Platinum	36 501 710-06	1,990.70



Product alternative

xTOOL Concealed thermostat without volume control 3/4"

- 3/4" thermostat cartridge with integrated filters

		EUR
Chrome	36 503 710-00	1,244.50
Brushed Platinum	36 503 710-06	1,990.70



Required miscellaneous

xTOOL Concealed thermostat module without volume control

- min. recess depth 85 mm
- max. recess depth 110 mm

For details and miscellaneous, see page 590.

		EUR
Concealed rough parts	35 503 970 90	823.00



Required miscellaneous

xGRID Installation track 555 mm

		EUR
Concealed rough parts	12 360 970 90	106.80



Optional miscellaneous

xGRID Attachment set for integrating in the dry wall construction

		EUR
Concealed rough parts	12 340 970 90	107.50

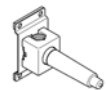
36 607 710



Wall valve clockwise closing 1/2"

- rosette 78 x 55 mm
- head part with cut-to-length spindle and sleeve

		EUR
Chrome	36 607 710-00	249.50
Brushed Platinum	36 607 710-06	398.80



Required miscellaneous

Wall valve 1/2"

- min. recess depth 75 mm
- max. recess depth 145 mm

For details and miscellaneous, see page 595.

		EUR
Concealed rough parts	35 607 970 90	86.60

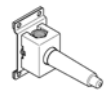
36 608 710



Wall valve clockwise closing 3/4"

- rosette 78 x 55 mm
- head part with cut-to-length spindle and sleeve

		EUR
Chrome	36 608 710-00	249.50
Brushed Platinum	36 608 710-06	398.80



Required miscellaneous

Wall valve 3/4"

- min. recess depth 75 mm
- max. recess depth 145 mm

For details and miscellaneous, see page 596.

		EUR
Concealed rough parts	35 608 970 90	113.40

36 200 710

NEW

Concealed two-way diverter

- rotary diverter
- rosette 60 x 78 mm

		EUR
Chrome	36 200 710-00	591.30
Brushed Platinum	36 200 710-06	946.10



Required miscellaneous

Concealed two-way diverter

- min. recess depth 85 mm
- max. recess depth 155 mm

For details and miscellaneous, see page 596.

		EUR
Concealed rough parts	35 202 970 90	281.70

36 210 710

NEW

Concealed three-way diverter

- rotary diverter
- rosette 60 x 78 mm



Required miscellaneous

Concealed three-way diverter

- min. recess depth 85 mm
- max. recess depth 155 mm

For details and miscellaneous, see page 596.

		EUR
Chrome	36 210 710-00	591.30
Brushed Platinum	36 210 710-06	946.10

		EUR
Concealed rough parts	35 203 970 90	343.00



CL.1



CYO



IMO



Lissé



LULU



Madison



MEM



Meta



Tara.



VAIA



Shower



Concealed articles



Miscellaneous



Kitchen

25 863 710

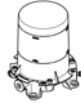


Single-lever bath mixer with stand pipe for free-standing assembly with hand shower set

- **215 mm projection**
- spout: circular, air-enriched flow
- complete hand shower set: normal flow
- bar-type hand shower with anti-scale system
- wall bracket
- automatic bath/shower diverter
- total height 932 - 1002 mm
- stand pipe height 598 - 668 mm
- height up to aerator 825 - 895 mm
- push-on rosette 131 x 131 mm
- metal shower hose 1250 mm with integrated anti-twist protection
- max. flow 26.4 l/min at 3 bar flow pressure
- max. flow for complete hand shower set 6.8 l/min

Intrinsic protection against back flow.

		EUR
Chrome	25 863 710-00	4,624.80
Brushed Platinum	25 863 710-06	7,399.60



Required miscellaneous

Concealed floor mounting

- min. recess depth 80 mm
- max. recess depth 150 mm

For details and miscellaneous, see page 596.

		EUR
Concealed rough parts	35 945 970 90	799.60

33 200 710



Single-lever bath mixer for wall mounting without shower set

- **190 mm projection**
- circular normal flow
- automatic bath/shower diverter
- 3/8" shower outlet
- 1/2" connection
- gauge 150 mm - 10 mm
- max. flow 17.8 l/min at 3 bar flow pressure

Intrinsic protection against back flow.

		EUR
Chrome	33 200 710-00	1,135.10
Brushed Platinum	33 200 710-06	1,816.30

27 412 710

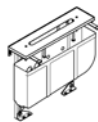


Three-hole single-lever bath mixer for bath rim or tile edge installation

- **215 mm projection**
- spout: circular, air-enriched flow
- complete hand shower set with anti-scale system
- automatic bath/shower diverter
- height of mixer 110 mm
- height up to aerator 84 mm
- hole diameter spout 32 mm
- hole diameter single-lever mixer 35 mm
- hole diameter for complete hand shower set 32 mm
- rosette for spout 63 x 63 mm
- rosette for complete hand shower set 63 x 63 mm
- rosette for single-lever mixer 52 x 52 mm
- metal shower hose 1750 mm with integrated anti-twist protection
- max. flow 26.4 l/min at 3 bar flow pressure
- max. flow for complete hand shower set 6.8 l/min

Intrinsic protection against back flow.

		EUR
Chrome	27 412 710-00	2,114.90
Brushed Platinum	27 412 710-06	3,383.90



Optional miscellaneous

Perfecto installation kit

12 614 970 90 EUR
1,707.60



Optional miscellaneous

Decorative caps for Perfecto

- 1 pair

		EUR
Chrome	12 801 970-00	52.80
Brushed Platinum	12 801 970-06	84.70

27 512 710

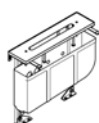


Bath shower set for bath rim or tile edge installation

- 215 mm projection
- complete hand shower set: normal flow
- spout: circular, air-enriched flow
- complete hand shower set with anti-scale system
- automatic bath/shower diverter
- height of mixer 110 mm
- height up to aerator 84 mm
- hole diameter valve 32 mm
- hole diameter spout 32 mm
- hole diameter for complete hand shower set 32 mm
- rosette for spout 63 x 63 mm
- rosette for complete hand shower set 63 x 63 mm
- rosette for deck valve 63 x 63 mm
- metal shower hose 1750 mm with integrated anti-twist protection
- max. flow 23.5 l/min at 3 bar flow pressure
- max. flow for complete hand shower set 6.8 l/min

Intrinsic protection against back flow.

		EUR
Chrome	27 512 710-00	2,114.10
Brushed Platinum	27 512 710-06	3,382.70



Optional miscellaneous		EUR
Perfecto installation kit	12 614 970 90	1,707.60



Optional miscellaneous		EUR	
Decorative caps for Perfecto			
• 1 pair	Chrome	12 801 970-00	52.80
	Brushed Platinum	12 801 970-06	84.70

13 801 710



Bath spout for wall mounting

- 200 mm projection
- circular normal flow
- hole diameter 37 mm
- 1/2" connection
- plug-link mounting
- max. flow 23.5 l/min at 3 bar flow pressure

		EUR
Chrome	13 801 710-00	615.00
Brushed Platinum	13 801 710-06	983.70



Optional miscellaneous		EUR	
Concealed wall elbow			
• min. recess depth 90 mm	Concealed rough parts	35 085 970 90	116.90
• max. recess depth 163 mm			

For details and miscellaneous, see page 603.

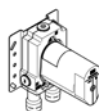
36 122 710



Concealed single-lever mixer with diverter

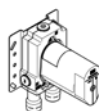
- automatic diverter
- cover plate 150 x 90 mm

		EUR
Chrome	36 122 710-00	860.40
Brushed Platinum	36 122 710-06	1,376.90



Required miscellaneous		EUR	
Concealed single-lever mixer			
• min. recess depth 80 mm	Concealed rough parts	35 020 970 90	225.50
• max. recess depth 105 mm			

For details and miscellaneous, see page 587.



Required miscellaneous		EUR	
Concealed single-lever mixer with backflow preventor			
• min. recess depth 80 mm	Concealed rough parts	35 021 970 90	322.20
• max. recess depth 105 mm			

For details and miscellaneous, see page 586.



Required miscellaneous		EUR	
xGRID Installation track 555 mm	Concealed rough parts	12 360 970 90	106.80



Optional miscellaneous		EUR	
xGRID Attachment set for integrating in the dry wall construction	Concealed rough parts	12 340 970 90	107.50



CL.1



CYO



IMO



Lissé



LULU



Madison



MEM



Meta



Tara.



VAIA



Shower



Concealed articles



Miscellaneous



Kitchen

36 243 970



Pop-up waste and overflow

- drain Ø 52 mm

Also suitable for king-size baths.



Required miscellaneous

Pop-up waste and overflow
• bowden cable length 725 mm

		EUR
Chrome	36 243 970-00	210.40
Brushed Platinum	36 243 970-06	336.90

		EUR
Concealed rough parts	35 227 970 90	170.60

36 247 970



Bath spout with pop-up waste and overflow

- drain Ø 52 mm
- max. flow 27.8 l/min at 3 bar flow pressure

Also suitable for king-size baths.

In combination with 35 021 970 90 concealed single-lever mixer, is intrinsically safe under DIN EN 1717. Alternatively, ensure protection with vacuum breaker 35 150 970 90.



Required miscellaneous

Bath spout with pop-up waste and overflow
• bowden cable length 725 mm

		EUR
Chrome	36 247 970-00	318.30
Brushed Platinum	36 247 970-06	509.30

		EUR
Concealed rough parts	35 248 970 90	469.80



Required miscellaneous

Vacuum breaker

		EUR
Chrome	36 150 970-00	87.30
Brushed Platinum	36 150 970-06	139.60



Required miscellaneous

Vacuum breaker
• 3/4" connection


		EUR
Concealed rough parts	35 150 970 90	299.60

	83 030 710 Bath grip • gauge 185 mm • width 300 mm • height 35 mm • 70 mm projection	EUR	
		Chrome	83 030 710-00 379.60
		Brushed Platinum	83 030 710-06 607.40

	83 070 710 Towel bar • gauge 400 mm • width 704 mm • height 35 mm • 100 mm projection	EUR	
		Chrome	83 070 710-00 433.60
		Brushed Platinum	83 070 710-06 693.90

	83 200 710 Towel ring angular • width 180 mm • height 35 mm • 87 mm projection	EUR	
		Chrome	83 200 710-00 306.60
		Brushed Platinum	83 200 710-06 490.50

	83 251 710 Hooks • width 21 mm • height 40 mm • 40 mm projection	EUR	
		Chrome	83 251 710-00 102.90
		Brushed Platinum	83 251 710-06 165.10

	83 251 220 Hooks • 55 mm projection Goes with ELIO, ENO, META SQUARE, SYNC, TARA ULTRA and MEM	EUR	
		Chrome	83 251 220-00 42.70
		Brushed Platinum	83 251 220-06 68.10

	83 410 979 Soap dish wall model • width 120 mm • height 20 mm • 145 mm projection	EUR	
		Chrome	83 410 979-00 275.40
		Brushed Platinum	83 410 979-06 440.60

	83 410 780 Soap dish wall model • width 120 mm • height 45 mm • 120 mm projection	EUR	
		Chrome	83 410 780-00 364.30
		Brushed Platinum	83 410 780-06 582.30

	84 410 780 Soap dish free-standing model • 119 x 119 x 10 mm	EUR	
		Chrome	84 410 780-00 335.00
		Brushed Platinum	84 410 780-06 535.70

	83 435 970 Dispenser wall model • bottle made of crystal glass, matt • width 60 mm • height 200 mm • 250 ml bottle • 96 mm projection	EUR	
		Chrome	83 435 970-00 435.60
		Brushed Platinum	83 435 970-06 696.90



CL.1



CYO



IMO



Lissé



LULU



Madison



MEM



Meta



Tara.



VAIA



Shower



Concealed articles



Miscellaneous



Kitchen

84 435 970



Dispenser free-standing model

- bottle made of crystal glass, matt
- width 60 mm
- height 200 mm
- 250 ml bottle
- 59 mm projection

Goes with ELIO, ENO, META SQUARE, SYNC, TARA, TARA ULTRA and MEM

		EUR
Chrome	84 435 970-00	401.30
Brushed Platinum	84 435 970-06	641.60

83 400 979



Tumbler holder wall model

- crystal glass, transparent
- width 60 mm
- height 120 mm
- 110 mm projection



Optional miscellaneous

Crystal tumbler

		EUR
Chrome	83 400 979-00	265.50
Brushed Platinum	83 400 979-06	424.80

		EUR
Crystal tumbler	08 90 00 008 84	57.00

83 401 979



Tumbler holder wall model

- crystal glass brush holder, matte
- width 60 mm
- height 120 mm
- 110 mm projection



Optional miscellaneous

Crystal tumbler

		EUR
Chrome	83 401 979-00	265.50
Brushed Platinum	83 401 979-06	424.80

		EUR
Crystal tumbler	08 90 00 008 82	68.00

83 400 780



Tumbler holder wall model

- crystal glass
- width 75 mm
- height 118 mm
- 85 mm projection



Optional miscellaneous

Crystal tumbler

		EUR
Chrome	83 400 780-00	356.30
Brushed Platinum	83 400 780-06	570.20

		EUR
Crystal tumbler	08 90 00 008 84	57.00

83 281 530

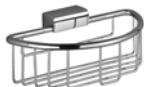


Corner soap basket

- width 150 mm
- height 40 mm
- 165 mm projection

		EUR
Chrome	83 281 530-00	216.20
Brushed Platinum	83 281 530-06	345.70

83 290 970

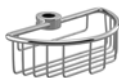


Shower basket for wall mounting

- width 200 mm
- height 70 mm
- 115 mm projection

		EUR
Chrome	83 290 970-00	210.90
Brushed Platinum	83 290 970-06	337.50

82 290 970



Shower basket for subsequent mounting on riser

- width 200 mm
- height 62 mm
- 125 mm projection

		EUR
Chrome	82 290 970-00	210.90
Brushed Platinum	82 290 970-06	337.50

83 500 710



Tissue holder without cover

- width 140 mm
- height 35 mm
- 87 mm projection

		EUR
Chrome	83 500 710-00	276.60
Brushed Platinum	83 500 710-06	442.70

83 590 780



Reserve tissue holder

- width 132 mm
- height 35 mm
- 116 mm projection

		EUR
Chrome	83 590 780-00	292.80
Brushed Platinum	83 590 780-06	468.40

83 910 979



Toilet brush set wall model

- brush, matte black
- width 100 mm
- height 456 mm
- 110 mm projection

		EUR
Chrome	83 910 979-00	494.20
Brushed Platinum	83 910 979-06	790.90



Optional miscellaneous

		EUR
Brush matte black	90 18 50 601 00 90	34.00



Optional miscellaneous

		EUR
Brush handle		
Chrome	90 20 97 505 01-00	171.00
Brushed Platinum	90 20 97 505 01-06	309.00

84 910 979



Toilet brush set free-standing model

- brush, matte black
- width 100 mm
- height 456 mm

		EUR
Chrome	84 910 979-00	447.10
Brushed Platinum	84 910 979-06	715.30



Optional miscellaneous

		EUR
Brush matte black	90 18 50 601 00 90	34.00



Optional miscellaneous

		EUR
Brush handle		
Chrome	90 20 97 505 01-00	171.00
Brushed Platinum	90 20 97 505 01-06	309.00

12 660 979



Cover plate for the concealed WC cistern made by TeCe

- cover plate 150 x 240 x 15 mm
- flush handle with rotary operation and two-volume technology (full flush/partial flush)

		EUR
Chrome	12 660 979-00	811.30
Brushed Platinum	12 660 979-06	1,298.30

This product is compatible with the following TECE products:

- TECEprofil dry wall construction, article numbers: 9300300, 9300322, 9300301, 9300344, 9300309, 9300303, 9300388, 9300366, 9300100, 9300101
- TECEbox wet wall construction, article numbers: 9370300, 9375300, 9371300



CL.1



CYO



IMO



Lissé



LULU



Madison



MEM



Meta



Tara



VAIA



Shower



Concealed articles



Miscellaneous



Kitchen



MADISON

Basin

from page 224

Bidet

from page 226

Shower

from page 227

Thermostats, Mixers, Diverter and Valves

from page 238

Bath

from page 245

Accessories

from page 248

Detailed product information, documents, dimensional drawings and 3D objects can be found online at www.dornbracht.com.



CL.1



CYO



IMO



Lissé



LULU



Madison



MEM



Meta



Tara.



VAIA



Shower



Concealed
articles



Miscellaneous



Kitchen

Basin fittings overview

Single-hole basin mixer

130 mm projection



22 500 360

Three-hole basin mixers

135 mm projection



20 700 360



20 700 370
2x 11 170 370

Wall-mounted basin mixer

190 mm projection



36 712 361

Alternative porcelain inserts



Porcelain inserts PLAIN, HOT/COLD, CHAUD/FROID, WARM/KALT

The porcelain inserts are supplied by default in English (HOT-COLD). They are available in French (CHAUD-FROID) and German (WARM-KALT) on request.



Overview of bath fittings

Freestanding bath fitting



25 943 360

Bath shower sets



27 502 360

27 502 370
2x 11 170 370

Bath mixer for wall mounting



25 023 360

Bath spout



13 801 380

Integrated bath filler



36 247 970

Miscellaneous



36 243 970



CL.1



CYO



IMO



Lissé



LULU



Madison



MEM



Meta



Tara.



VAIA



Shower



Concealed articles



Miscellaneous



Kitchen

22 500 360



Single-hole basin mixer with pop-up waste

- 130 mm projection
- fixed spout
- circular, air-enriched flow
- height of mixer 100 mm
- height up to aerator 65 mm
- hole diameter 35 mm
- 2x screw-in M 10 x 1 pressure hose, leak-tested
- max. flow 7 l/min
- lead-free

Only suitable for basins with an overflow.

		EUR
Chrome	22 500 360-00	935.40
Platinum	22 500 360-08	1,497.00
Brushed Platinum	22 500 360-06	1,497.00
Durabrass (23kt Gold)	22 500 360-09	1,870.80
Brushed Durabrass (23kt Gold)	22 500 360-28	1,870.80
Brushed Dark Platinum	22 500 360-99	1,683.80

20 700 360



Three-hole basin mixer with pop-up waste

- 135 mm projection
- fixed spout
- circular, air-enriched flow
- height of mixer 72 mm
- height up to aerator 40 mm
- hole diameter valve 32 mm
- hole diameter spout 35 mm
- without rosette
- 2x 1/2" x 1/2" high pressure hose
- max. flow 7 l/min
- lead-free

Only suitable for basins with an overflow.

		EUR
Chrome	20 700 360-00	1,486.60
Platinum	20 700 360-08	2,378.70
Brushed Platinum	20 700 360-06	2,378.70
Durabrass (23kt Gold)	20 700 360-09	2,973.20
Brushed Durabrass (23kt Gold)	20 700 360-28	2,973.20
Brushed Dark Platinum	20 700 360-99	2,676.10



Optional miscellaneous

High pressure hoses

- 2x 1/2" x 3/8" high pressure hose

		EUR
	12 506 970 90	86.40

20 700 370 +
2x 11 170 370



Three-hole basin mixer with pop-up waste

- 135 mm projection
- fixed spout
- circular, air-enriched flow
- height of mixer 72 mm
- height up to aerator 40 mm
- hole diameter valve 32 mm
- hole diameter spout 35 mm
- without rosette
- 2x 1/2" x 1/2" high pressure hose
- max. flow 7 l/min
- lead-free

NOTE: For the white lever inserts please order 2x 11 170 370-12

Only suitable for basins with an overflow.

		EUR
Chrome	1 x 20 700 370-00	1,449.40
	2 x 11 170 370-00	108.80
	Total price:	1,667.00
Platinum	1 x 20 700 370-08	2,318.90
	2 x 11 170 370-08	174.20
	Total price:	2,667.30
Brushed Platinum	1 x 20 700 370-06	2,318.90
	2 x 11 170 370-06	174.20
	Total price:	2,667.30
Durabrass (23kt Gold)	1 x 20 700 370-09	2,898.80
	2 x 11 170 370-09	217.60
	Total price:	3,334.00
Brushed Durabrass (23kt Gold)	1 x 20 700 370-28	2,898.80
	2 x 11 170 370-28	217.60
	Total price:	3,334.00
Brushed Dark Platinum	1 x 20 700 370-99	2,608.80
	2 x 11 170 370-99	195.90
	Total price:	3,000.60



Optional miscellaneous

High pressure hoses

- 2x 1/2" x 3/8" high pressure hose

		EUR
	12 506 970 90	86.40

36 712 361



Wall-mounted basin mixer without pop-up waste

- 190 mm projection
- fixed spout
- circular, air-enriched flow
- hole diameter valve 40 mm
- hole diameter spout 40 mm
- slide-on rosettes Ø 55 mm
- max. flow 7 l/min
- lead-free

		EUR
Chrome	36 712 361-00	1,229.60
Platinum	36 712 361-08	1,967.20
Brushed Platinum	36 712 361-06	1,967.20
Durabrass (23kt Gold)	36 712 361-09	2,459.20
Brushed Durabrass (23kt Gold)	36 712 361-28	2,459.20
Brushed Dark Platinum	36 712 361-99	2,213.20



Required miscellaneous

Concealed wall-mounted mixer Centred spout

- min. recess depth 55 mm
- max. recess depth 115 mm

For details and miscellaneous, see page 583.

		EUR
Concealed rough parts	35 700 970 90	184.00



Required miscellaneous

Concealed wall-mounted mixer variable positioning

- min. recess depth 85 mm
- max. recess depth 145 mm

For details and miscellaneous, see page 583.

		EUR
Concealed rough parts	35 720 970 90	146.80

Accessories

11 170 370



Lever insert

- for basin fittings

NOTE:Mixers are supplied without lever inserts. Please order the lever inserts separately!

		EUR
Chrome	11 170 370-00	108.80
Platinum	11 170 370-08	174.20
Brushed Platinum	11 170 370-06	174.20
Durabrass (23kt Gold)	11 170 370-09	217.60
Brushed Durabrass (23kt Gold)	11 170 370-28	217.60
Brushed Dark Platinum	11 170 370-99	195.90
white	11 170 370-12	108.80

22 900 360



Angle valve

- rosette Ø 60 mm
- porcelain insert COLD

		EUR
Chrome	22 900 360-00	203.80
Platinum	22 900 360-08	326.20
Brushed Platinum	22 900 360-06	326.20
Durabrass (23kt Gold)	22 900 360-09	407.60
Brushed Durabrass (23kt Gold)	22 900 360-28	407.60
Brushed Dark Platinum	22 900 360-99	366.80

22 900 361



Angle valve

- rosette Ø 60 mm
- porcelain insert HOT

		EUR
Chrome	22 900 361-00	203.80
Platinum	22 900 361-08	326.20
Brushed Platinum	22 900 361-06	326.20
Durabrass (23kt Gold)	22 900 361-09	407.60
Brushed Durabrass (23kt Gold)	22 900 361-28	407.60
Brushed Dark Platinum	22 900 361-99	366.80

10 040 970



Siphon for basin 1 1/4"

- rosette Ø 80 mm

		EUR
Chrome	10 040 970-00	464.40
Platinum	10 040 970-08	742.80
Brushed Platinum	10 040 970-06	742.80
Durabrass (23kt Gold)	10 040 970-09	928.80
Brushed Durabrass (23kt Gold)	10 040 970-28	928.80
Brushed Dark Platinum	10 040 970-99	836.00



CL.1



CYO



IMO



Lissé



LULU



Madison



MEM



Meta



Tara.



VAIA



Shower



Concealed articles



Miscellaneous



Kitchen

MADISON

24 510 360



Single-hole bidet mixer with pop-up waste

- 125 mm projection
- ball-joint pivotable through 15°
- circular, air-enriched flow
- height of mixer 88 mm
- height up to aerator 78 mm
- hole diameter 35 mm
- 2x screw-in M 10 x 1 pressure hose, leak-tested
- max. flow 7 l/min

EUR

Chrome	24 510 360-00	1,169.30
Platinum	24 510 360-08	1,870.80
Brushed Platinum	24 510 360-06	1,870.80
Durabron (23kt Gold)	24 510 360-09	2,338.60
Brushed Durabron (23kt Gold)	24 510 360-28	2,338.60
Brushed Dark Platinum	24 510 360-99	2,104.90



Madison

26 413 360 +
28 002 970



Shower set

- slide bar
- Pipe diameter 18 mm
- rosette Ø 60 mm
- gauge 850 mm
- metal shower hose 1750 mm with integrated anti-twist protection
- shower hose connector 1/2"
- normal flow
- spray head Ø 64 mm
- max. flow 9 l/min

		EUR
Chrome	1 x 26 413 360-00	734.90
	1 x 28 002 970-00	291.30
Total price:		1,026.20
Platinum	1 x 26 413 360-08	1,176.10
	1 x 28 002 970-08	465.80
Total price:		1,641.90
Brushed Platinum	1 x 26 413 360-06	1,176.10
	1 x 28 002 970-06	465.80
Total price:		1,641.90
Durabrand (23kt Gold)	1 x 26 413 360-09	1,469.80
	1 x 28 002 970-09	582.60
Total price:		2,052.40
Brushed Durabrand (23kt Gold)	1 x 26 413 360-28	1,469.80
	1 x 28 002 970-28	582.60
Total price:		2,052.40
Brushed Dark Platinum	1 x 26 413 360-99	1,322.90
	1 x 28 002 970-99	524.10
Total price:		1,847.00



Product alternative

Hand shower

- three settings: normal flow, soft flow, massage flow
- spray head Ø 95 mm
- max. flow 9 l/min

Hand shower see page 557.

For details and miscellaneous, see page 559.

		EUR
Chrome	28 002 978-00	224.70
Platinum	28 002 978-08	359.50
Brushed Platinum	28 002 978-06	359.50
Durabrand (23kt Gold)	28 002 978-09	449.40
Brushed Durabrand (23kt Gold)	28 002 978-28	449.40
Brushed Dark Platinum	28 002 978-99	404.50



Optional miscellaneous

Wall elbow

For details and miscellaneous, see main items

		EUR
Chrome	28 450 410-00	101.70
Platinum	28 450 410-08	162.60
Brushed Platinum	28 450 410-06	162.60
Durabrand (23kt Gold)	28 450 410-09	203.40
Brushed Durabrand (23kt Gold)	28 450 410-28	203.40
Brushed Dark Platinum	28 450 410-99	183.00

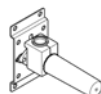


Optional miscellaneous

Wall elbow

For details and miscellaneous, see main items

		EUR
Chrome	28 450 370-00	112.40
Platinum	28 450 370-08	179.80
Brushed Platinum	28 450 370-06	179.80
Durabrand (23kt Gold)	28 450 370-09	224.80
Brushed Durabrand (23kt Gold)	28 450 370-28	224.80
Brushed Dark Platinum	28 450 370-99	202.40



Optional miscellaneous

Concealed wall elbow

- min. recess depth 90 mm
- max. recess depth 163 mm

For details and miscellaneous, see page 603.

		EUR
Concealed rough parts	35 085 970 90	116.90



CL.1



CYO



IMO



Lissé



LULU



Madison



MEM



Meta



Tara.



VAIA



Shower



Concealed articles



Miscellaneous



Kitchen

26 413 370 +
28 002 970



Shower set

- slide bar
- Pipe diameter 18 mm
- rosettes Ø 60 mm
- gauge 850 mm
- metal shower hose 1750 mm with integrated anti-twist protection
- shower hose connector 1/2"
- normal flow
- spray head Ø 64 mm
- max. flow 9 l/min

		EUR
Chrome	1 x 26 413 370-00	734.90
	1 x 28 002 970-00	291.30
	Total price:	1,026.20
Platinum	1 x 26 413 370-08	1,176.10
	1 x 28 002 970-08	465.80
	Total price:	1,641.90
Brushed Platinum	1 x 26 413 370-06	1,176.10
	1 x 28 002 970-06	465.80
	Total price:	1,641.90
Durabross (23kt Gold)	1 x 26 413 370-09	1,469.80
	1 x 28 002 970-09	582.60
	Total price:	2,052.40
Brushed Durabross (23kt Gold)	1 x 26 413 370-28	1,469.80
	1 x 28 002 970-28	582.60
	Total price:	2,052.40
Brushed Dark Platinum	1 x 26 413 370-99	1,322.90
	1 x 28 002 970-99	524.10
	Total price:	1,847.00



Product alternative

Hand shower

- three settings: normal flow, soft flow, massage flow
- spray head Ø 95 mm
- max. flow 9 l/min

Hand shower see page 557.

For details and miscellaneous, see page 559.

		EUR
Chrome	28 002 978-00	224.70
Platinum	28 002 978-08	359.50
Brushed Platinum	28 002 978-06	359.50
Durabross (23kt Gold)	28 002 978-09	449.40
Brushed Durabross (23kt Gold)	28 002 978-28	449.40
Brushed Dark Platinum	28 002 978-99	404.50



Optional miscellaneous

Wall elbow

For details and miscellaneous, see main items

		EUR
Chrome	28 450 370-00	112.40
Platinum	28 450 370-08	179.80
Brushed Platinum	28 450 370-06	179.80
Durabross (23kt Gold)	28 450 370-09	224.80
Brushed Durabross (23kt Gold)	28 450 370-28	224.80
Brushed Dark Platinum	28 450 370-99	202.40

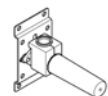


Optional miscellaneous

Wall elbow

For details and miscellaneous, see main items

		EUR
Chrome	28 450 410-00	101.70
Platinum	28 450 410-08	162.60
Brushed Platinum	28 450 410-06	162.60
Durabross (23kt Gold)	28 450 410-09	203.40
Brushed Durabross (23kt Gold)	28 450 410-28	203.40
Brushed Dark Platinum	28 450 410-99	183.00



Optional miscellaneous

Concealed wall elbow

- min. recess depth 90 mm
- max. recess depth 163 mm

For details and miscellaneous, see page 603.

		EUR
Concealed rough parts	35 085 970 90	116.90



Madison

26 632 360 +
28 002 970



Showerpipe with shower mixer

- shower with fixed riser projection 420 mm
- overhead shower: rain flow
- rain shower Ø 200 mm
- max. rainshower flow 14 l/min
- hand shower: normal flow
- spray head Ø 64 mm
- max. hand shower flow 9 l/min
- rotary diverter for fixed-riser shower/hand shower
- height of fittings up to top edge of elbow 1180 mm
- height of fittings up to rain shower (bottom edge) 1009 mm
- rosette for shower holder Ø 66 mm
- rosette for wall mounting Ø 70 mm
- rosette for shower mixer Ø 60 mm
- gauge 150 mm - 13 mm
- metal shower hose 1250 mm with integrated anti-twist protection
- 1/2" connection
- Pipe diameter 20 mm

		EUR
Chrome	1 x 26 632 360-00	3,032.60
	1 x 28 002 970-00	291.30
	Total price:	3,323.90
Platinum	1 x 26 632 360-08	4,852.20
	1 x 28 002 970-08	465.80
	Total price:	5,318.00
Brushed Platinum	1 x 26 632 360-06	4,852.20
	1 x 28 002 970-06	465.80
	Total price:	5,318.00
Durabronz (23kt Gold)	1 x 26 632 360-09	6,065.20
	1 x 28 002 970-09	582.60
	Total price:	6,647.80
Brushed Durabronz (23kt Gold)	1 x 26 632 360-28	6,065.20
	1 x 28 002 970-28	582.60
	Total price:	6,647.80
Brushed Dark Platinum	1 x 26 632 360-99	5,458.80
	1 x 28 002 970-99	524.10
	Total price:	5,982.90



Product alternative

Showerpipe with shower mixer without hand shower

- Max. flow rate 7 l/min

This article does not include a hand shower!

		EUR
Chrome	26 633 360-00	3,032.60
Platinum	26 633 360-08	4,852.20
Brushed Platinum	26 633 360-06	4,852.20
Durabronz (23kt Gold)	26 633 360-09	6,065.20
Brushed Durabronz (23kt Gold)	26 633 360-28	6,065.20
Brushed Dark Platinum	26 633 360-99	5,458.70



Product alternative

Hand shower

- three settings: normal flow, soft flow, massage flow
- spray head Ø 95 mm
- max. flow 9 l/min

Hand shower see page 557.

For details and miscellaneous, see page 559.

		EUR
Chrome	28 002 978-00	224.70
Platinum	28 002 978-08	359.50
Brushed Platinum	28 002 978-06	359.50
Durabronz (23kt Gold)	28 002 978-09	449.40
Brushed Durabronz (23kt Gold)	28 002 978-28	449.40
Brushed Dark Platinum	28 002 978-99	404.50



CL.1



CYO



IMO



Lissé



LULU



Madison



MEM



Meta



Tara.



VAIA



Shower



Concealed articles



Miscellaneous



Kitchen

34 459 360 +
11 420 360 +
28 002 978



Showerpipe with shower thermostat

- **shower with fixed riser projection 420 mm**
- rain shower Ø 200 mm
- rain shower with anti-scale system
- max. rainshower flow 14 l/min
- hand shower: three settings: normal flow, soft flow, massage flow
- spray head Ø 95 mm
- max. hand shower flow 9 l/min
- rotary diverter for fixed-riser shower/hand shower
- height of fittings up to rain shower (bottom edge) 985 mm
- height of fittings up to top edge of elbow 1160 mm
- two-part push-on rosette Ø 65 mm
- rosette for shower holder Ø 65 mm
- rosette for wall mounting Ø 60 mm
- gauge 150 mm - 13 mm
- metal shower hose 1250 mm with integrated anti-twist protection
- 1/2" connection
- Pipe diameter 20 mm

Intrinsic protection against back flow.

		EUR
Chrome	1 x 34 459 360-00	3,028.50
	1 x 11 420 360-00	273.70
	1 x 28 002 978-00	224.70
	Total price:	3,526.90
Platinum	1 x 34 459 360-08	4,845.90
	1 x 11 420 360-08	437.80
	1 x 28 002 978-08	359.50
	Total price:	5,643.20
Brushed Platinum	1 x 34 459 360-06	4,845.90
	1 x 11 420 360-06	437.80
	1 x 28 002 978-06	359.50
	Total price:	5,643.20
Durabross (23kt Gold)	1 x 34 459 360-09	6,057.00
	1 x 11 420 360-09	547.40
	1 x 28 002 978-09	449.40
	Total price:	7,053.80
Brushed Durabross (23kt Gold)	1 x 34 459 360-28	6,057.00
	1 x 11 420 360-28	547.40
	1 x 28 002 978-28	449.40
	Total price:	7,053.80
Brushed Dark Platinum	1 x 34 459 360-99	5,451.40
	1 x 11 420 360-99	492.60
	1 x 28 002 978-99	404.50
	Total price:	6,348.50



Madison



Product alternative

Showerpipe with shower thermostat without hand shower

- Max. flow rate 7 l/min

This article does not include a hand shower!

		EUR
Chrome	34 458 360-00	3,028.50
Platinum	34 458 360-08	4,845.60
Brushed Platinum	34 458 360-06	4,845.60
Durabross (23kt Gold)	34 458 360-09	6,057.00
Brushed Durabross (23kt Gold)	34 458 360-28	6,057.00
Brushed Dark Platinum	34 458 360-99	5,451.30



Product alternative

Metal hand shower with porcelain insert (white)

- normal flow
 - spray head Ø 64 mm
 - max. flow 9 l/min
- Hand shower see page 557.

For details and miscellaneous, see page 557.

		EUR
Chrome	28 002 970-00	291.30
Platinum	28 002 970-08	465.80
Brushed Platinum	28 002 970-06	465.80
Durabross (23kt Gold)	28 002 970-09	582.60
Brushed Durabross (23kt Gold)	28 002 970-28	582.60
Brushed Dark Platinum	28 002 970-99	524.10

28 508 360



Shower head

- **200 mm projection**
- ball-joint pivotable through 30°
- three settings: normal flow, soft flow, massage flow
- with anti-scale system
- spray head Ø 94 mm
- rosette Ø 55 mm
- 1/2" connection
- max. flow 9 l/min

		EUR
Chrome	28 508 360-00	629.90
Platinum	28 508 360-08	1,007.60
Brushed Platinum	28 508 360-06	1,007.60
Durabross (23kt Gold)	28 508 360-09	1,259.80
Brushed Durabross (23kt Gold)	28 508 360-28	1,259.80
Brushed Dark Platinum	28 508 360-99	1,133.60

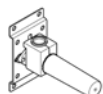


Product alternative

Shower head

- max. flow 6.8 l/min

		EUR
Chrome	28 508 360-00 0010	629.90
Platinum	28 508 360-08 0010	1,007.60
Brushed Platinum	28 508 360-06 0010	1,007.60
Durabross (23kt Gold)	28 508 360-09 0010	1,259.80
Brushed Durabross (23kt Gold)	28 508 360-28 0010	1,259.80
Brushed Dark Platinum	28 508 360-99 0010	1,133.60



Optional miscellaneous

Concealed wall elbow

- min. recess depth 90 mm
- max. recess depth 163 mm

For details and miscellaneous, see page 603.

		EUR
Concealed rough parts	35 085 970 90	116.90

28 545 977



Rain shower with wall fixing 200 mm

- 435 mm projection
- rain shower Ø 200 mm
- rain flow
- max. flow 14 l/min
- rosette Ø 55 mm
- 1/2" connection
- with anti-scale system

		EUR
Chrome	28 545 977-00	1,171.40
Platinum	28 545 977-08	1,874.00
Brushed Platinum	28 545 977-06	1,874.00
Durabrand (23kt Gold)	28 545 977-09	2,342.80
Brushed Durabrand (23kt Gold)	28 545 977-28	2,342.80
Brushed Dark Platinum	28 545 977-99	2,108.40

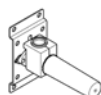


Product alternative

Rain shower with wall fixing 200 mm

- Max. flow rate 7 l/min

		EUR
Chrome	28 544 977-00	1,171.40
Platinum	28 544 977-08	1,874.20
Brushed Platinum	28 544 977-06	1,874.20
Durabrand (23kt Gold)	28 544 977-09	2,342.80
Brushed Durabrand (23kt Gold)	28 544 977-28	2,342.80
Brushed Dark Platinum	28 544 977-99	2,108.50



Optional miscellaneous

Concealed wall elbow

- min. recess depth 90 mm
- max. recess depth 163 mm

For details and miscellaneous, see page 603.

		EUR
Concealed rough parts	35 085 970 90	116.90

28 565 977



Rain shower with ceiling fixing 200 mm

- rain shower Ø 200 mm
- rain flow
- max. flow 14 l/min
- distance between ceiling and lower edge of the shower 185 mm
- rosette Ø 55 mm
- 1/2" connection
- with anti-scale system

		EUR
Chrome	28 565 977-00	885.30
Platinum	28 565 977-08	1,416.60
Brushed Platinum	28 565 977-06	1,416.60
Durabrand (23kt Gold)	28 565 977-09	1,770.60
Brushed Durabrand (23kt Gold)	28 565 977-28	1,770.60
Brushed Dark Platinum	28 565 977-99	1,593.40

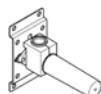


Product alternative

Rain shower with ceiling fixing 200 mm

- Max. flow rate 7 l/min

		EUR
Chrome	28 564 977-00	885.30
Platinum	28 564 977-08	1,416.50
Brushed Platinum	28 564 977-06	1,416.50
Durabrand (23kt Gold)	28 564 977-09	1,770.60
Brushed Durabrand (23kt Gold)	28 564 977-28	1,770.60
Brushed Dark Platinum	28 564 977-99	1,593.50



Optional miscellaneous

Concealed wall elbow

- min. recess depth 90 mm
- max. recess depth 163 mm

For details and miscellaneous, see page 603.

		EUR
Concealed rough parts	35 085 970 90	116.90



CL.1



CYO



IMO



Lissé



LULU



Madison



MEM



Meta



Tara



VAIA



Shower



Concealed articles



Miscellaneous



Kitchen

27 803 361



Hand shower set with individual rosettes

- spray head Ø 64 mm
- normal flow
- with anti-scale system
- 1/2" shower outlet
- rosette for wall elbow Ø 55 mm
- rosette for shower holder Ø 55 mm
- metal shower hose 1250 mm with integrated anti-twist protection
- 1/2" wall elbow
- max. flow 9 l/min

Intrinsic protection against back flow.



Product alternative

Hand shower set with individual rosettes

- max. flow 6,8 l/min



Optional miscellaneous

Concealed wall elbow

- min. recess depth 90 mm
- max. recess depth 163 mm

For details and miscellaneous, see page 603.

		EUR
Chrome	27 803 361-00	648.10
Platinum	27 803 361-08	1,036.60
Brushed Platinum	27 803 361-06	1,036.60
Durabrand (23kt Gold)	27 803 361-09	1,296.20
Brushed Durabrand (23kt Gold)	27 803 361-28	1,296.20
Brushed Dark Platinum	27 803 361-99	1,166.70

		EUR
Chrome	27 803 361-00 0010	648.10
Platinum	27 803 361-08 0010	1,036.60
Brushed Platinum	27 803 361-06 0010	1,036.60
Durabrand (23kt Gold)	27 803 361-09 0010	1,296.20
Brushed Durabrand (23kt Gold)	27 803 361-28 0010	1,296.20
Brushed Dark Platinum	27 803 361-99 0010	1,166.70

		EUR
Concealed rough parts	35 085 970 90	116.90

27 803 371



Hand shower set with individual rosettes

- spray head Ø 64 mm
- normal flow
- with anti-scale system
- 1/2" shower outlet
- rosette for wall elbow Ø 60 mm
- rosette for shower holder Ø 60 mm
- metal shower hose 1250 mm with integrated anti-twist protection
- 1/2" wall elbow
- max. flow 9 l/min

Intrinsic protection against back flow.



Product alternative

Hand shower set with individual rosettes

- max. flow 6,8 l/min



Optional miscellaneous

Concealed wall elbow

- min. recess depth 90 mm
- max. recess depth 163 mm

For details and miscellaneous, see page 603.

		EUR
Chrome	27 803 371-00	618.80
Platinum	27 803 371-08	990.00
Brushed Platinum	27 803 371-06	990.00
Durabrand (23kt Gold)	27 803 371-09	1,237.60
Brushed Durabrand (23kt Gold)	27 803 371-28	1,237.60
Brushed Dark Platinum	27 803 371-99	1,113.80

		EUR
Chrome	27 803 371-00 0010	618.80
Platinum	27 803 371-08 0010	990.00
Brushed Platinum	27 803 371-06 0010	990.00
Durabrand (23kt Gold)	27 803 371-09 0010	1,237.60
Brushed Durabrand (23kt Gold)	27 803 371-28 0010	1,237.60
Brushed Dark Platinum	27 803 371-99 0010	1,113.80

		EUR
Concealed rough parts	35 085 970 90	116.90



Madison

28 528 360



Body spray without volume control

- spray head Ø 55 mm
- ball-joint pivotable through 25° (in any direction)
- rain flow
- rosette Ø 55 mm
- 1/2" connection
- max. flow 7 l/min

		EUR
Chrome	28 528 360-00	350.60
Platinum	28 528 360-08	561.00
Brushed Platinum	28 528 360-06	561.00
Durabross (23kt Gold)	28 528 360-09	701.20
Brushed Durabross (23kt Gold)	28 528 360-28	701.20
Brushed Dark Platinum	28 528 360-99	631.10

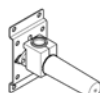


Product alternative

Body spray without volume control

- max. flow 5 l/min

		EUR
Chrome	28 518 360-00	350.60
Platinum	28 518 360-08	561.00
Brushed Platinum	28 518 360-06	561.00
Durabross (23kt Gold)	28 518 360-09	701.20
Brushed Durabross (23kt Gold)	28 518 360-28	701.20
Brushed Dark Platinum	28 518 360-99	630.80



Optional miscellaneous

Concealed wall elbow

- min. recess depth 90 mm
- max. recess depth 163 mm

For details and miscellaneous, see page 603.

		EUR
Concealed rough parts	35 085 970 90	116.90

36 525 979



WATER POINTS Concealed body spray

- rain flow
- with anti-scale system
- cover plate 120 x 120 mm
- max. flow 9 l/min

		EUR
Chrome	36 525 979-00	523.30
Platinum	36 525 979-08	837.30
Brushed Platinum	36 525 979-06	837.30
Brushed Durabross (23kt Gold)	36 525 979-28	1,046.60
Brushed Dark Platinum	36 525 979-99	941.90

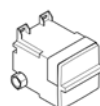


Product alternative

WATER POINTS Concealed body spray

- max. flow 6 l/min

		EUR
Chrome	36 515 979-00	523.30
Platinum	36 515 979-08	836.90
Brushed Platinum	36 515 979-06	836.90
Brushed Durabross (23kt Gold)	36 515 979-28	1,046.60
Brushed Dark Platinum	36 515 979-99	941.90



Required miscellaneous

Concealed wall installation box

- min. recess depth 85 mm
- max. recess depth 110 mm

For details and miscellaneous, see page 597.

		EUR
Concealed rough parts	35 205 970 90	212.30



Required miscellaneous

xGRID Installation track 555 mm

		EUR
Concealed rough parts	12 360 970 90	106.80



Required miscellaneous

WATER POINTS Adapter plate

		EUR
	12 305 970 90	34.30



Optional miscellaneous

xGRID Attachment set for integrating in the dry wall construction

		EUR
Concealed rough parts	12 340 970 90	107.50



CL.1



CYO



IMO



Lissé



LULU



Madison



MEM



Meta



Tara



VAIA



Shower



Concealed articles



Miscellaneous



Kitchen

36 527 979



WATER BAR Concealed body spray

- rain flow
- with anti-scale system
- cover plate 240 x 60 mm
- 1/2" connection
- max. flow 9 l/min

		EUR
Chrome	36 527 979-00	808.10
Platinum	36 527 979-08	1,293.00
Brushed Platinum	36 527 979-06	1,293.00
Brushed Durabrass (23kt Gold)	36 527 979-28	1,616.20
Brushed Dark Platinum	36 527 979-99	1,454.60

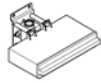


Product alternative

WATER BAR Concealed body spray

- max. flow 6 l/min

		EUR
Chrome	36 517 979-00	808.10
Platinum	36 517 979-08	1,293.20
Brushed Platinum	36 517 979-06	1,293.20
Brushed Durabrass (23kt Gold)	36 517 979-28	1,616.20
Brushed Dark Platinum	36 517 979-99	1,454.30



Required miscellaneous

Concealed wall installation box

- min. recess depth 100 mm
- max. recess depth 173 mm

		EUR
Concealed rough parts	35 206 970 90	287.20

For details and miscellaneous, see page 597.



Required miscellaneous

xGRID Installation track 555 mm

		EUR
Concealed rough parts	12 360 970 90	106.80



Optional miscellaneous

xGRID Attachment set for integrating in the dry wall construction

		EUR
Concealed rough parts	12 340 970 90	107.50

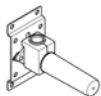
36 514 979



WATER CURVE Concealed body spray

- forceful flat water jet
- horizontal water jet
- water jet adjustable
- cover plate 120 x 60 mm
- 1/2" connection
- max. flow 10 l/min

		EUR
Chrome	36 514 979-00	1,051.60
Platinum	36 514 979-08	1,682.50
Brushed Platinum	36 514 979-06	1,682.50
Brushed Durabrass (23kt Gold)	36 514 979-28	2,103.20
Brushed Dark Platinum	36 514 979-99	1,892.90



Optional miscellaneous

Concealed wall elbow

- min. recess depth 90 mm
- max. recess depth 163 mm

		EUR
Concealed rough parts	35 085 970 90	116.90

For details and miscellaneous, see page 603.



36 513 979



WATER FAN vertical Concealed body spray

- forceful flat water jet
- vertical water jet
- water jet adjustable
- cover plate 240 x 60 mm
- 1/2" connection
- max. flow 10 l/min

		EUR
Chrome	36 513 979-00	784.50
Platinum	36 513 979-08	1,255.70
Brushed Platinum	36 513 979-06	1,255.70
Brushed Durabronz (23kt Gold)	36 513 979-28	1,569.00
Brushed Dark Platinum	36 513 979-99	1,412.00

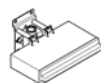


Product alternative

WATER FAN horizontal Concealed body spray

- horizontal water jet
- max. flow 10 l/min

		EUR
Chrome	36 512 979-00	784.50
Platinum	36 512 979-08	1,255.70
Brushed Platinum	36 512 979-06	1,255.70
Brushed Durabronz (23kt Gold)	36 512 979-28	1,569.00
Brushed Dark Platinum	36 512 979-99	1,412.00



Required miscellaneous

Concealed wall installation box

- min. recess depth 100 mm
- max. recess depth 173 mm

For details and miscellaneous, see page 597.

		EUR
Concealed rough parts	35 206 970 90	287.20



Required miscellaneous

xGRID Installation track 555 mm

		EUR
Concealed rough parts	12 360 970 90	106.80



Optional miscellaneous

xGRID Attachment set for integrating in the dry wall construction

		EUR
Concealed rough parts	12 340 970 90	107.50

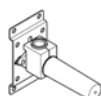
13 415 979



WATER SHEET Cascade spout for wall mounting

- 150 mm projection
- cascade
- cover plate 240 x 60 mm
- 1/2" connection
- plug-link mounting
- max. flow 26.5 l/min at 3 bar flow pressure

		EUR
Chrome	13 415 979-00	1,083.10
Platinum	13 415 979-08	1,732.90
Brushed Platinum	13 415 979-06	1,732.90
Brushed Durabronz (23kt Gold)	13 415 979-28	2,166.20
Brushed Dark Platinum	13 415 979-99	1,949.50



Optional miscellaneous


Concealed wall elbow

- min. recess depth 90 mm
- max. recess depth 163 mm

For details and miscellaneous, see page 603.

		EUR
Concealed rough parts	35 085 970 90	116.90

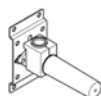
13 420 979



WATER FALL Cascade spout for wall mounting

- 120 mm projection
- cascade
- cover plate 240 x 60 mm
- 1/2" connection
- plug-link mounting
- max. flow 26.5 l/min at 3 bar flow pressure

		EUR
Chrome	13 420 979-00	1,547.40
Platinum	13 420 979-08	2,476.20
Brushed Platinum	13 420 979-06	2,476.20
Brushed Durabronz (23kt Gold)	13 420 979-28	3,094.80



Optional miscellaneous

Concealed wall elbow

- min. recess depth 90 mm
- max. recess depth 163 mm

For details and miscellaneous, see page 603.

		EUR
Concealed rough parts	35 085 970 90	116.90



CL.1



CYO



IMO



LISSÉ



LULU



MADISON



MEM



META



TARA



VAIA



SHOWER



CONCEALED ARTICLES



MISCELLANEOUS



KITCHEN

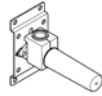
13 425 979



WATER FALL Cascade spout with individual jets for wall mounting

- 22 mm projection
- PEARLSTREAM
- plate 240 mm x 60 mm
- connection 1/2", for shortening
- plug-link mounting
- max. flow 9.5 l/min

		EUR
Chrome	13 425 979-00	1,149.80
Platinum	13 425 979-08	1,839.70
Brushed Platinum	13 425 979-06	1,839.70
Brushed Durabronze (23kt Gold)	13 425 979-28	2,299.60
Brushed Dark Platinum	13 425 979-99	2,069.40



Optional miscellaneous

Concealed wall elbow

- min. recess depth 90 mm
- max. recess depth 163 mm

For details and miscellaneous, see page 603.

		EUR
Concealed rough parts	35 085 970 90	116.90

27 820 979 +
28 285 979



WATER TUBE Kneipp wall elbow

- laminar flow
- max. flow 15 l/min
- rosette Ø 70 mm
- holder for Kneipp hose
- hose nozzle with sleeve M33
- with holding ring
- 1/2" wall elbow

Intrinsic protection against back flow.

		EUR
Chrome	1 x 27 820 979-00	473.10
	1 x 28 285 979-00	99.80
	Total price:	572.90
Platinum	1 x 27 820 979-08	757.10
	1 x 28 285 979-08	159.60
	Total price:	916.70
Brushed Platinum	1 x 27 820 979-06	757.10
	1 x 28 285 979-06	159.70
	Total price:	916.80
Brushed Durabronze (23kt Gold)	1 x 27 820 979-28	946.20
	1 x 28 285 979-28	199.60
	Total price:	1,145.80
Brushed Dark Platinum	1 x 27 820 979-99	851.60
	1 x 28 285 979-99	179.60
	Total price:	1,031.20



Product alternative

WATER TUBE Kneipp wall elbow with hose holder with individual rosettes

- max. flow 9 l/min

		EUR
Chrome	27 840 979-00	473.10
Platinum	27 840 979-08	757.00
Brushed Platinum	27 840 979-06	757.00
Brushed Durabronze (23kt Gold)	27 840 979-28	946.20
Brushed Dark Platinum	27 840 979-99	851.60

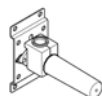


Product alternative

WATER TUBE Kneipp hose black 2000 mm

- hose nozzle with sleeve M33
- with holding ring

		EUR
Chrome	28 286 979-00	99.80
Platinum	28 286 979-08	159.60
Brushed Platinum	28 286 979-06	159.70
Brushed Durabronze (23kt Gold)	28 286 979-28	199.60
Brushed Dark Platinum	28 286 979-99	179.60



Optional miscellaneous

Concealed wall elbow

- min. recess depth 90 mm
- max. recess depth 163 mm

For details and miscellaneous, see page 603.

		EUR
Concealed rough parts	35 085 970 90	116.90

27 823 979 +
28 285 979



WATER TUBE Kneipp wall elbow with hose holder with individual rosettes

- laminar flow
- max. flow 15 l/min
- with volume control
- rosettes Ø 60 mm
- holder for Kneipp hose
- 1/2" wall elbow
- **without hose**

Intrinsic protection against back flow.

		EUR
Chrome	1 x 27 823 979-00	561.10
	1 x 28 285 979-00	99.80
	Total price:	660.90
Platinum	1 x 27 823 979-08	897.70
	1 x 28 285 979-08	159.60
	Total price:	1,057.30
Brushed Platinum	1 x 27 823 979-06	897.70
	1 x 28 285 979-06	159.70
	Total price:	1,057.40
Brushed Durabronze (23kt Gold)	1 x 27 823 979-28	1,122.20
	1 x 28 285 979-28	199.60
	Total price:	1,321.80
Brushed Dark Platinum	1 x 27 823 979-99	1,009.90
	1 x 28 285 979-99	179.60
	Total price:	1,189.50



Product alternative

WATER TUBE Kneipp wall elbow with hose holder with individual rosettes

- max. flow 9 l/min

		EUR
Chrome	27 843 979-00	561.10
Platinum	27 843 979-08	897.80
Brushed Platinum	27 843 979-06	897.80
Brushed Durabronze (23kt Gold)	27 843 979-28	1,122.20
Brushed Dark Platinum	27 843 979-99	1,010.00



Product alternative

WATER TUBE Kneipp hose black 2000 mm

- hose nozzle with sleeve M33
- with holding ring

		EUR
Chrome	28 286 979-00	99.80
Platinum	28 286 979-08	159.60
Brushed Platinum	28 286 979-06	159.70
Brushed Durabronze (23kt Gold)	28 286 979-28	199.60
Brushed Dark Platinum	28 286 979-99	179.60



Optional miscellaneous

Concealed wall elbow

- min. recess depth 90 mm
- max. recess depth 163 mm

For details and miscellaneous, see page 603.

		EUR
Concealed rough parts	35 085 970 90	116.90

28 450 370



Wall elbow

- 1/2" shower outlet
- rosette Ø 60 mm
- 1/2" connection

Intrinsic protection against back flow.

		EUR
Chrome	28 450 370-00	112.40
Platinum	28 450 370-08	179.80
Brushed Platinum	28 450 370-06	179.80
Durabronze (23kt Gold)	28 450 370-09	224.80
Brushed Durabronze (23kt Gold)	28 450 370-28	224.80
Brushed Dark Platinum	28 450 370-99	202.40



Optional miscellaneous

Concealed wall elbow

- min. recess depth 90 mm
- max. recess depth 163 mm

For details and miscellaneous, see page 603.

		EUR
Concealed rough parts	35 085 970 90	116.90

28 450 410



Wall elbow

- 1/2" shower outlet
- rosette Ø 55 mm
- 1/2" connection

Intrinsic protection against back flow.

		EUR
Chrome	28 450 410-00	101.70
Platinum	28 450 410-08	162.60
Brushed Platinum	28 450 410-06	162.60
Durabronze (23kt Gold)	28 450 410-09	203.40
Brushed Durabronze (23kt Gold)	28 450 410-28	203.40
Brushed Dark Platinum	28 450 410-99	183.00



Optional miscellaneous

Concealed wall elbow

- min. recess depth 90 mm
- max. recess depth 163 mm

For details and miscellaneous, see page 603.

		EUR
Concealed rough parts	35 085 970 90	116.90



CL.1



CYO



IMO



Lissé



LULU



Madison



MEM



Meta



Tara.



VAIA



Shower



Concealed articles



Miscellaneous

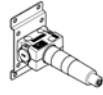


Kitchen

36 050 970



Concealed single-lever mixer with integrated shower connection
 • without rosette
Intrinsic protection against back flow.



Required miscellaneous

Concealed wall mounting
 • min. recess depth 80 mm
 • max. recess depth 105 mm

For details and miscellaneous, see page 584.

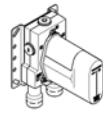
		EUR
Chrome	36 050 970-00	441.60
Platinum	36 050 970-08	706.20
Brushed Platinum	36 050 970-06	706.20
Brushed Durabronze (23kt Gold)	36 050 970-28	883.20
Brushed Dark Platinum	36 050 970-99	795.30

		EUR
Concealed rough parts	35 050 970 90	305.40

36 425 977



Concealed thermostat with one function volume control
 • cover plate Ø 175 mm
 • temperature control handle with safety limit stop at 38 °C
 • hot water temperature limiter, can be preset



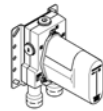
Required miscellaneous

Concealed thermostat
 • min. recess depth 80 mm
 • max. recess depth 136 mm

For details and miscellaneous, see page 588.

		EUR
Chrome	36 425 977-00	725.30
Platinum	36 425 977-08	1,160.20
Brushed Platinum	36 425 977-06	1,160.20
Durabronze (23kt Gold)	36 425 977-09	1,450.60
Brushed Durabronze (23kt Gold)	36 425 977-28	1,450.60
Brushed Dark Platinum	36 425 977-99	1,305.50

		EUR
Concealed rough parts	35 425 970 90	414.80



Required miscellaneous

Concealed thermostat with built-in isolators
 • min. recess depth 80 mm
 • max. recess depth 136 mm

For details and miscellaneous, see page 587.

		EUR
Concealed rough parts	35 426 970 90	435.70



Required miscellaneous

xGRID Installation track 555 mm

		EUR
Concealed rough parts	12 360 970 90	106.80



Optional miscellaneous

xGRID Attachment set for integrating in the dry wall construction

		EUR
Concealed rough parts	12 340 970 90	107.50



Madison

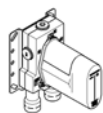
36 426 977



Concealed thermostat with two function volume control

- rotary diverter with volume control and shut-off function
- cover plate Ø 175 mm
- temperature control handle with safety limit stop at 38 °C
- hot water temperature limiter, can be preset

		EUR
Chrome	36 426 977-00	867.50
Platinum	36 426 977-08	1,387.30
Brushed Platinum	36 426 977-06	1,387.30
Durabronz (23kt Gold)	36 426 977-09	1,735.00
Brushed Durabronz (23kt Gold)	36 426 977-28	1,735.00
Brushed Dark Platinum	36 426 977-99	1,561.10



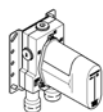
Required miscellaneous

Concealed thermostat

- min. recess depth 80 mm
- max. recess depth 136 mm

For details and miscellaneous, see page 588.

		EUR
Concealed rough parts	35 425 970 90	414.80



Required miscellaneous

Concealed thermostat with built-in isolators

- min. recess depth 80 mm
- max. recess depth 136 mm

For details and miscellaneous, see page 587.

		EUR
Concealed rough parts	35 426 970 90	435.70



Required miscellaneous

xGRID Installation track 555 mm

		EUR
Concealed rough parts	12 360 970 90	106.80



Optional miscellaneous

xGRID Attachment set for integrating in the dry wall construction

		EUR
Concealed rough parts	12 340 970 90	107.50

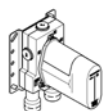
36 427 977



Concealed thermostat with three function volume control

- rotary diverter with volume control and shut-off function
- cover plate Ø 175 mm
- temperature control handle with safety limit stop at 38 °C
- hot water temperature limiter, can be preset

		EUR
Chrome	36 427 977-00	901.60
Platinum	36 427 977-08	1,442.20
Brushed Platinum	36 427 977-06	1,442.20
Durabronz (23kt Gold)	36 427 977-09	1,803.20
Brushed Durabronz (23kt Gold)	36 427 977-28	1,803.20
Brushed Dark Platinum	36 427 977-99	1,622.90



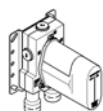
Required miscellaneous

Concealed thermostat

- min. recess depth 80 mm
- max. recess depth 136 mm

For details and miscellaneous, see page 589.

		EUR
Concealed rough parts	35 427 970 90	434.60



Required miscellaneous

Concealed thermostat with built-in isolators

- min. recess depth 80 mm
- max. recess depth 136 mm

For details and miscellaneous, see page 588.

		EUR
Concealed rough parts	35 428 970 90	455.90



Required miscellaneous

xGRID Installation track 555 mm

		EUR
Concealed rough parts	12 360 970 90	106.80



Optional miscellaneous

xGRID Attachment set for integrating in the dry wall construction

		EUR
Concealed rough parts	12 340 970 90	107.50



CL.1



CYO



IMO



Lissé



LULU



Madison



MEM



Meta



Tara



VAIA



Shower



Concealed articles



Miscellaneous



Kitchen

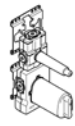
36 501 977 +
36 607 361



xTOOL Thermostat module with 1 valve

- cover plate Ø 124 mm
- rosette Ø 55 mm
- temperature control handle with safety limit stop at 38 °C
- thermostat cartridge
- head part with cut-to-length spindle and sleeve

		EUR
Chrome	1 x 36 501 977-00	1,082.90
	1 x 36 607 361-00	275.30
	Total price:	1,358.20
Platinum	1 x 36 501 977-08	1,732.60
	1 x 36 607 361-08	440.50
	Total price:	2,173.10
Brushed Platinum	1 x 36 501 977-06	1,732.60
	1 x 36 607 361-06	440.50
	Total price:	2,173.10
Durabross (23kt Gold)	1 x 36 501 977-09	2,165.80
	1 x 36 607 361-09	550.60
	Total price:	2,716.40
Brushed Durabross (23kt Gold)	1 x 36 501 977-28	2,165.80
	1 x 36 607 361-28	550.60
	Total price:	2,716.40
Brushed Dark Platinum	1 x 36 501 977-99	1,949.20
	1 x 36 607 361-99	495.40
	Total price:	2,444.60



Required miscellaneous

xTOOL Concealed thermostat module with 1 valve

- min. recess depth 85 mm
- max. recess depth 110 mm

For details and miscellaneous, see page 591.

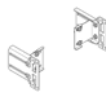
		EUR
Concealed rough parts	35 511 970 90	674.20



Required miscellaneous

xGRID Installation track 555 mm

		EUR
Concealed rough parts	12 360 970 90	106.80



Optional miscellaneous

xGRID Attachment set for integrating in the dry wall construction

		EUR
Concealed rough parts	12 340 970 90	107.50



Madison

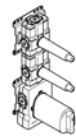
36 503 977 +
2x 36 607 361



xTOOL Thermostat module with 2 valves

- cover plate Ø 124 mm
- rosette Ø 55 mm
- temperature control handle with safety limit stop at 38 °C
- thermostat cartridge
- 2x head part with cut-to-length spindle and sleeve

		EUR
Chrome	1 x 36 503 977-00	1,082.90
	2 x 36 607 361-00	275.30
	Total price:	1,633.50
Platinum	1 x 36 503 977-08	1,732.60
	2 x 36 607 361-08	440.50
	Total price:	2,613.60
Brushed Platinum	1 x 36 503 977-06	1,732.60
	2 x 36 607 361-06	440.50
	Total price:	2,613.60
Durabronz (23kt Gold)	1 x 36 503 977-09	2,165.80
	2 x 36 607 361-09	550.60
	Total price:	3,267.00
Brushed Durabronz (23kt Gold)	1 x 36 503 977-28	2,165.80
	2 x 36 607 361-28	550.60
	Total price:	3,267.00
Brushed Dark Platinum	1 x 36 503 977-99	1,949.20
	2 x 36 607 361-99	495.40
	Total price:	2,940.00



Required miscellaneous

xTOOL Concealed thermostat module with 2 valves

- min. recess depth 85 mm
- max. recess depth 110 mm

For details and miscellaneous, see page 592.

		EUR
Concealed rough parts	35 521 970 90	1,123.80



Required miscellaneous

xTOOL Concealed thermostat module with 2 valves

- min. recess depth 85 mm
- max. recess depth 110 mm

For details and miscellaneous, see page 593.

		EUR
Concealed rough parts	35 524 970 90	1,111.50



Required miscellaneous

xGRID Installation track 555 mm

		EUR
Concealed rough parts	12 360 970 90	106.80



Optional miscellaneous

xGRID Attachment set for integrating in the dry wall construction

		EUR
Concealed rough parts	12 340 970 90	107.50



CL.1



CYO



IMO



Lissé



LULU



Madison



MEM



Meta



Tara.



VAIA



Shower



Concealed articles



Miscellaneous



Kitchen

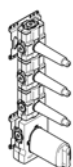
36 503 977 +
3x 36 607 361



xTOOL Thermostat module with 3 valves

- cover plate Ø 124 mm
- rosette Ø 55 mm
- temperature control handle with safety limit stop at 38 °C
- thermostat cartridge
- 3x head part with cut-to-length spindle and sleeve

		EUR
Chrome	1 x 36 503 977-00	1,082.90
	3 x 36 607 361-00	275.30
	Total price:	1,908.80
Platinum	1 x 36 503 977-08	1,732.60
	3 x 36 607 361-08	440.50
	Total price:	3,054.10
Brushed Platinum	1 x 36 503 977-06	1,732.60
	3 x 36 607 361-06	440.50
	Total price:	3,054.10
Durabross (23kt Gold)	1 x 36 503 977-09	2,165.80
	3 x 36 607 361-09	550.60
	Total price:	3,817.60
Brushed Durabross (23kt Gold)	1 x 36 503 977-28	2,165.80
	3 x 36 607 361-28	550.60
	Total price:	3,817.60
Brushed Dark Platinum	1 x 36 503 977-99	1,949.20
	3 x 36 607 361-99	495.40
	Total price:	3,435.40



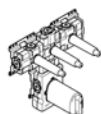
Required miscellaneous

xTOOL Concealed thermostat module with 3 valves

- min. recess depth 85 mm
- max. recess depth 110 mm

For details and miscellaneous, see page 594.

		EUR
Concealed rough parts	35 531 970 90	1,207.70



Required miscellaneous

xTOOL Concealed thermostat module with 3 valves

- min. recess depth 85 mm
- max. recess depth 110 mm

For details and miscellaneous, see page 595.

		EUR
Concealed rough parts	35 534 970 90	1,308.40



Required miscellaneous

xGRID Installation track 555 mm

		EUR
Concealed rough parts	12 360 970 90	106.80



Optional miscellaneous

xGRID Attachment set for integrating in the dry wall construction

		EUR
Concealed rough parts	12 340 970 90	107.50



Madison

36 501 977



xTOOL Concealed thermostat without volume control 1/2"

- cover plate Ø 124 mm
- temperature control handle with safety limit stop at 38 °C
- thermostat cartridge

		EUR
Chrome	36 501 977-00	1,082.90
Platinum	36 501 977-08	1,732.60
Brushed Platinum	36 501 977-06	1,732.60
Durabrass (23kt Gold)	36 501 977-09	2,165.80
Brushed Durabrass (23kt Gold)	36 501 977-28	2,165.80
Brushed Dark Platinum	36 501 977-99	1,949.20



Product alternative

xTOOL Concealed thermostat without volume control 3/4"

- 3/4" thermostat cartridge with integrated filters

		EUR
Chrome	36 503 977-00	1,082.90
Platinum	36 503 977-08	1,732.60
Brushed Platinum	36 503 977-06	1,732.60
Durabrass (23kt Gold)	36 503 977-09	2,165.80
Brushed Durabrass (23kt Gold)	36 503 977-28	2,165.80
Brushed Dark Platinum	36 503 977-99	1,949.20



Required miscellaneous

xTOOL Concealed thermostat module without volume control

- min. recess depth 85 mm
- max. recess depth 110 mm

For details and miscellaneous, see page 590.

		EUR
Concealed rough parts	35 503 970 90	823.00



Required miscellaneous

xGRID Installation track 555 mm

		EUR
Concealed rough parts	12 360 970 90	106.80



Optional miscellaneous

xGRID Attachment set for integrating in the dry wall construction

		EUR
Concealed rough parts	12 340 970 90	107.50

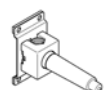
36 607 361



Wall valve clockwise closing 1/2"

- rosette Ø 55 mm
- head part with cut-to-length spindle and sleeve
- 3x porcelain insert: HOT, COLD and NEUTRAL

		EUR
Chrome	36 607 361-00	275.30
Platinum	36 607 361-08	440.50
Brushed Platinum	36 607 361-06	440.50
Durabrass (23kt Gold)	36 607 361-09	550.60
Brushed Durabrass (23kt Gold)	36 607 361-28	550.60
Brushed Dark Platinum	36 607 361-99	495.40



Required miscellaneous

Wall valve 1/2"

- min. recess depth 75 mm
- max. recess depth 145 mm

For details and miscellaneous, see page 595.

		EUR
Concealed rough parts	35 607 970 90	86.60

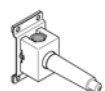
36 608 361



Wall valve clockwise closing 3/4"

- rosette Ø 55 mm
- head part with cut-to-length spindle and sleeve
- 3x porcelain insert: HOT, COLD and NEUTRAL

		EUR
Chrome	36 608 361-00	275.30
Platinum	36 608 361-08	440.50
Brushed Platinum	36 608 361-06	440.50
Durabrass (23kt Gold)	36 608 361-09	550.60
Brushed Durabrass (23kt Gold)	36 608 361-28	550.60
Brushed Dark Platinum	36 608 361-99	495.40



Required miscellaneous

Wall valve 3/4"

- min. recess depth 75 mm
- max. recess depth 145 mm

For details and miscellaneous, see page 596.

		EUR
Concealed rough parts	35 608 970 90	113.40



CL.1



CYO



IMO



Lissé



LULU



Madison



MEM



Meta



Tara.



VAIA



Shower



Concealed articles



Miscellaneous



Kitchen

36 200 361 NEW		Concealed two-way diverter • rotary diverter • rosette Ø 60 mm • NEUTRAL porcelain insert	EUR		
			Chrome	36 200 361-00	526.10
			Platinum	36 200 361-08	841.50
			Brushed Platinum	36 200 361-06	841.50
			Durabross (23kt Gold)	36 200 361-09	1,052.20
			Brushed Durabross (23kt Gold)	36 200 361-28	1,052.20
Brushed Dark Platinum	36 200 361-99	946.80			



Required miscellaneous		EUR	
Concealed two-way diverter	Concealed rough parts	35 202 970 90	281.70
• min. recess depth 85 mm			
• max. recess depth 155 mm			
For details and miscellaneous, see page 596.			

36 210 361 NEW		Concealed three-way diverter • rotary diverter • rosette Ø 60 mm • NEUTRAL porcelain insert	EUR		
			Chrome	36 210 361-00	526.10
			Platinum	36 210 361-08	841.50
			Brushed Platinum	36 210 361-06	841.50
			Durabross (23kt Gold)	36 210 361-09	1,052.20
			Brushed Durabross (23kt Gold)	36 210 361-28	1,052.20
Brushed Dark Platinum	36 210 361-99	946.80			



Required miscellaneous		EUR	
Concealed three-way diverter	Concealed rough parts	35 203 970 90	343.00
• min. recess depth 85 mm			
• max. recess depth 155 mm			
For details and miscellaneous, see page 596.			



25 943 360



Two-hole bath mixer for free-standing assembly with hand shower set

- 245 mm projection
- spout: rectangular normal flow
- hand shower: normal flow
- hand shower with anti-scale system
- rotary diverter for bath/shower
- wall bracket
- total height 901 mm
- stand pipes height 730 mm
- height up to aerator 610 mm
- slide-on rosettes Ø 90 mm
- gauge 153 mm
- metal shower hose 1250 mm with integrated anti-twist protection
- max. flow 51 l/min at 3 bar flow pressure
- max. hand shower flow 6.8 l/min

Intrinsic protection against back flow.



Required miscellaneous

- Concealed floor mounting**
- min. recess depth 80 mm
 - max. recess depth 160 mm

For details and miscellaneous, see page 596.

		EUR
Chrome	25 943 360-00	3,992.50
Platinum	25 943 360-08	6,388.00
Brushed Platinum	25 943 360-06	6,388.00
Durabrand (23kt Gold)	25 943 360-09	7,985.00
Brushed Durabrand (23kt Gold)	25 943 360-28	7,985.00
Brushed Dark Platinum	25 943 360-99	7,186.80

		EUR
Concealed rough parts	35 944 970 90	512.00

25 023 360



Bath mixer for wall mounting with hand shower set

- 160 mm projection
- hand shower: normal flow
- spout: rectangular normal flow
- wall bracket
- rotary diverter for bath/shower
- rosette Ø 70 mm
- 1/2" connection
- gauge 153 mm
- metal shower hose 1250 mm with integrated anti-twist protection
- max. spout flow rate 26 l/min
- max. hand shower flow 9 l/min

Intrinsic protection against back flow.

		EUR
Chrome	25 023 360-00	1,625.80
Platinum	25 023 360-08	2,601.00
Brushed Platinum	25 023 360-06	2,601.00
Durabrand (23kt Gold)	25 023 360-09	3,251.60
Brushed Durabrand (23kt Gold)	25 023 360-28	3,251.60
Brushed Dark Platinum	25 023 360-99	2,926.50

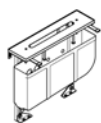
27 502 360



Bath shower set for bath rim or tile edge installation

- 225 mm projection
- complete hand shower set: normal flow
- spout: circular, air-enriched flow
- complete hand shower set with anti-scale system
- automatic bath/shower diverter
- height of mixer 185 mm
- height up to aerator 140 mm
- hole diameter valve 32 mm
- hole diameter spout 32 mm
- hole diameter for complete hand shower set 32 mm
- rosette for complete hand shower set Ø 55 mm
- rosette for deck valve Ø 55 mm
- metal shower hose 1750 mm with integrated anti-twist protection
- max. spout flow rate 23 l/min
- max. hand shower flow 6.8 l/min

Intrinsic protection against back flow.



Optional miscellaneous

Perfecto installation kit

12 614 970 90 1,707.60



Optional miscellaneous

Decorative caps for Perfecto

- 1 pair

		EUR
Chrome	27 502 360-00	3,144.00
Platinum	27 502 360-08	5,030.30
Brushed Platinum	27 502 360-06	5,030.30
Durabrand (23kt Gold)	27 502 360-09	6,288.00
Brushed Durabrand (23kt Gold)	27 502 360-28	6,288.00
Brushed Dark Platinum	27 502 360-99	5,659.20

		EUR
Chrome	12 801 970-00	52.80
Platinum	12 801 970-08	84.70
Brushed Platinum	12 801 970-06	84.70
Durabrand (23kt Gold)	12 801 970-09	105.60
Brushed Durabrand (23kt Gold)	12 801 970-28	105.60
Brushed Dark Platinum	12 801 970-99	95.00



CL.1



CYO



IMO



Lissé



LULU



Madison



MEM



Meta



Tara



VAIA



Shower



Concealed articles



Miscellaneous



Kitchen

27 502 370 +
2x 11 170 370



Bath shower set for bath rim or tile edge installation

- **225 mm projection**
- complete hand shower set: normal flow
- spout: circular, air-enriched flow
- complete hand shower set with anti-scale system
- automatic bath/shower diverter
- height of mixer 185 mm
- height up to aerator 140 mm
- hole diameter valve 32 mm
- hole diameter spout 32 mm
- hole diameter for complete hand shower set 32 mm
- rosette for spout Ø 70 mm
- rosette for complete hand shower set Ø 60 mm
- rosette for deck valve Ø 60 mm
- metal shower hose 1750 mm with integrated anti-twist protection
- max. spout flow rate 23 l/min
- max. flow for complete hand shower set 6.8 l/min

Intrinsic protection against back flow.

NOTE: For the white lever inserts please order 2x 11 170 370-12

		EUR
Chrome	1 x 27 502 370-00	3,077.60
	2x 11 170 370-00	108.80
	Total price:	3,295.20
Platinum	1 x 27 502 370-08	4,924.30
	2x 11 170 370-08	174.20
	Total price:	5,272.70
Brushed Platinum	1 x 27 502 370-06	4,924.30
	2x 11 170 370-06	174.20
	Total price:	5,272.70
Durabrand (23kt Gold)	1 x 27 502 370-09	6,155.20
	2x 11 170 370-09	217.60
	Total price:	6,590.40
Brushed Durabrand (23kt Gold)	1 x 27 502 370-28	6,155.20
	2x 11 170 370-28	217.60
	Total price:	6,590.40
Brushed Dark Platinum	1 x 27 502 370-99	5,539.60
	2x 11 170 370-99	195.90
	Total price:	5,931.40



Optional miscellaneous

Perfecto installation kit

	EUR
12 614 970 90	1,707.60



Optional miscellaneous

Decorative caps for Perfecto

- 1 pair

	EUR
Chrome	12 801 970-00 52.80
Platinum	12 801 970-08 84.70
Brushed Platinum	12 801 970-06 84.70
Durabrand (23kt Gold)	12 801 970-09 105.60
Brushed Durabrand (23kt Gold)	12 801 970-28 105.60
Brushed Dark Platinum	12 801 970-99 95.00

13 801 380



Bath spout for wall mounting

- **170 mm projection**
- circular normal flow
- hole diameter 37 mm
- 3/4" connection
- max. flow 22 l/min at 3 bar flow pressure

	EUR
Chrome	13 801 380-00 1,046.00
Platinum	13 801 380-08 1,673.60
Brushed Platinum	13 801 380-06 1,673.60
Durabrand (23kt Gold)	13 801 380-09 2,092.00
Brushed Durabrand (23kt Gold)	13 801 380-28 2,092.00
Brushed Dark Platinum	13 801 380-99 1,882.70

36 243 970



Pop-up waste and overflow

- drain Ø 52 mm

Also suitable for king-size baths.



Required miscellaneous

Pop-up waste and overflow

- bowden cable length 725 mm

	EUR
Chrome	36 243 970-00 210.40
Platinum	36 243 970-08 336.90
Brushed Platinum	36 243 970-06 336.90
Durabrand (23kt Gold)	36 243 970-09 420.80
Brushed Durabrand (23kt Gold)	36 243 970-28 420.80
Brushed Dark Platinum	36 243 970-99 378.60

	EUR
Concealed rough parts	35 227 970 90 170.60

36 247 970



Bath spout with pop-up waste and overflow

- drain Ø 52 mm
- max. flow 27.8 l/min at 3 bar flow pressure

Also suitable for king-size baths.

In combination with 35 021 970 90 concealed single-lever mixer, is intrinsically safe under DIN EN 1717. Alternatively, ensure protection with vacuum breaker 35 150 970 90.



Required miscellaneous

Bath spout with pop-up waste and overflow

- bowden cable length 725 mm

Required miscellaneous



Vacuum breaker

- 3/4" connection



Required miscellaneous

Vacuum breaker

- 3/4" connection

		EUR
Chrome	36 247 970-00	318.30
Platinum	36 247 970-08	509.30
Brushed Platinum	36 247 970-06	509.30
Durabrand (23kt Gold)	36 247 970-09	636.60
Brushed Durabrand (23kt Gold)	36 247 970-28	636.60
Brushed Dark Platinum	36 247 970-99	572.80

		EUR
Concealed rough parts	35 248 970 90	469.80

		EUR
Chrome	36 150 970-00	87.30
Platinum	36 150 970-08	139.60
Brushed Platinum	36 150 970-06	139.60
Durabrand (23kt Gold)	36 150 970-09	174.60
Brushed Durabrand (23kt Gold)	36 150 970-28	174.60
Brushed Dark Platinum	36 150 970-99	157.00

		EUR
Concealed rough parts	35 150 970 90	299.60



CL.1



CYO



IMO



Lissé



LULU



Madison



MEM



Meta



Tara.



VAIA



Shower



Concealed articles



Miscellaneous



Kitchen

MADISON

83 030 361



Bath grip

- gauge 300 mm
- width 360 mm
- height 60 mm
- rosette Ø 60 mm
- **90 mm projection**

		EUR
Chrome	83 030 361-00	327.60
Platinum	83 030 361-08	524.40
Brushed Platinum	83 030 361-06	524.40
Durabrand (23kt Gold)	83 030 361-09	655.20
Brushed Durabrand (23kt Gold)	83 030 361-28	655.20
Brushed Dark Platinum	83 030 361-99	589.80



Optional miscellaneous

Mounting for towel bar/tumbler mounting on two sides

- for towel bar mounting plus towel bar mounting on back.

		EUR
	12 358 970 90	71.70

83 045 361



Towel bar

- gauge 450 mm
- width 510 mm
- height 60 mm
- rosette Ø 60 mm
- **90 mm projection**

		EUR
Chrome	83 045 361-00	356.00
Platinum	83 045 361-08	569.30
Brushed Platinum	83 045 361-06	569.30
Durabrand (23kt Gold)	83 045 361-09	712.00
Brushed Durabrand (23kt Gold)	83 045 361-28	712.00
Brushed Dark Platinum	83 045 361-99	640.50



Optional miscellaneous

Mounting for towel bar/tumbler mounting on two sides

- for towel bar mounting plus towel bar mounting on back.

		EUR
	12 358 970 90	71.70

83 060 361



Towel bar

- gauge 600 mm
- width 660 mm
- height 60 mm
- rosette Ø 60 mm
- **90 mm projection**

		EUR
Chrome	83 060 361-00	368.50
Platinum	83 060 361-08	589.70
Brushed Platinum	83 060 361-06	589.70
Durabrand (23kt Gold)	83 060 361-09	737.00
Brushed Durabrand (23kt Gold)	83 060 361-28	737.00
Brushed Dark Platinum	83 060 361-99	663.20



Optional miscellaneous

Mounting for towel bar/tumbler mounting on two sides

- for towel bar mounting plus towel bar mounting on back.

		EUR
	12 358 970 90	71.70

83 210 361



Towel bar in two parts swivel

- width 85 mm
- height 70 mm
- rosette Ø 60 mm
- **485 mm projection**

		EUR
Chrome	83 210 361-00	360.20
Platinum	83 210 361-08	576.50
Brushed Platinum	83 210 361-06	576.50
Durabrand (23kt Gold)	83 210 361-09	720.40
Brushed Durabrand (23kt Gold)	83 210 361-28	720.40
Brushed Dark Platinum	83 210 361-99	648.60

83 200 361



Towel ring round

- width 185 mm
- rosette Ø 60 mm
- **97 mm projection**

		EUR
Chrome	83 200 361-00	225.00
Platinum	83 200 361-08	359.90
Brushed Platinum	83 200 361-06	359.90
Durabrand (23kt Gold)	83 200 361-09	450.00
Brushed Durabrand (23kt Gold)	83 200 361-28	450.00
Brushed Dark Platinum	83 200 361-99	404.90



83 250 970



Hooks

- 1 pair
- 35 mm projection

		EUR
Chrome	83 250 970-00	36.10
Platinum	83 250 970-08	57.80
Brushed Platinum	83 250 970-06	57.80
Durabrand (23kt Gold)	83 250 970-09	72.20
Brushed Durabrand (23kt Gold)	83 250 970-28	72.20
Brushed Dark Platinum	83 250 970-99	64.90

83 251 220



Hooks

- 55 mm projection
- Goes with ELIO, ENO, META SQUARE, SYNC, TARA ULTRA and MEM

		EUR
Chrome	83 251 220-00	42.70
Platinum	83 251 220-08	68.10
Brushed Platinum	83 251 220-06	68.10
Durabrand (23kt Gold)	83 251 220-09	85.40
Brushed Durabrand (23kt Gold)	83 251 220-28	85.40
Brushed Dark Platinum	83 251 220-99	76.80

83 251 970



Hooks

- 55 mm projection

		EUR
Chrome	83 251 970-00	34.80
Platinum	83 251 970-08	55.80
Brushed Platinum	83 251 970-06	55.80
Durabrand (23kt Gold)	83 251 970-09	69.60
Brushed Durabrand (23kt Gold)	83 251 970-28	69.60
Brushed Dark Platinum	83 251 970-99	62.70

83 252 970



Hooks

- 75 mm projection

		EUR
Chrome	83 252 970-00	45.80
Platinum	83 252 970-08	72.90
Brushed Platinum	83 252 970-06	72.90
Durabrand (23kt Gold)	83 252 970-09	91.60
Brushed Durabrand (23kt Gold)	83 252 970-28	91.60
Brushed Dark Platinum	83 252 970-99	82.40

83 410 979



Soap dish wall model

- width 120 mm
- height 20 mm
- 145 mm projection

		EUR
Chrome	83 410 979-00	275.40
Platinum	83 410 979-08	440.60
Brushed Platinum	83 410 979-06	440.60
Durabrand (23kt Gold)	83 410 979-09	550.80
Brushed Durabrand (23kt Gold)	83 410 979-28	550.80
Brushed Dark Platinum	83 410 979-99	495.80

83 435 361



Dispenser wall model

- bottle made of opal glass
- width 85 mm
- height 200 mm
- 250 ml bottle
- 121 mm projection

		EUR
Chrome	83 435 361-00	456.90
Platinum	83 435 361-08	731.10
Brushed Platinum	83 435 361-06	731.10
Durabrand (23kt Gold)	83 435 361-09	913.80
Brushed Durabrand (23kt Gold)	83 435 361-28	913.80
Brushed Dark Platinum	83 435 361-99	822.70

84 435 970



Dispenser free-standing model

- bottle made of crystal glass, matt
- width 60 mm
- height 200 mm
- 250 ml bottle
- 59 mm projection

Goes with ELIO, ENO, META SQUARE, SYNC, TARA, TARA ULTRA and MEM

		EUR
Chrome	84 435 970-00	401.30
Platinum	84 435 970-08	641.60
Brushed Platinum	84 435 970-06	641.60
Brushed Durabrand (23kt Gold)	84 435 970-28	802.60
Brushed Dark Platinum	84 435 970-99	722.40



CL.1



CYO



IMO



Lissé



LULU



Madison



MEM



Meta



Tara.



VAIA



Shower



Concealed articles



Miscellaneous



Kitchen

83 435 970



Dispenser wall model

- bottle made of crystal glass, matt
- width 60 mm
- height 200 mm
- 250 ml bottle
- 96 mm projection

		EUR
Chrome	83 435 970-00	435.60
Platinum	83 435 970-08	696.90
Brushed Platinum	83 435 970-06	696.90
Brushed Durabronz (23kt Gold)	83 435 970-28	871.20
Brushed Dark Platinum	83 435 970-99	784.10

83 400 979



Tumbler holder wall model

- crystal glass, transparent
- width 60 mm
- height 120 mm
- 110 mm projection

		EUR
Chrome	83 400 979-00	265.50
Brushed Platinum	83 400 979-06	424.80



Optional miscellaneous

Crystal tumbler

		EUR
	08 90 00 008 84	57.00

83 401 979



Tumbler holder wall model

- crystal glass brush holder, matte
- width 60 mm
- height 120 mm
- 110 mm projection

		EUR
Chrome	83 401 979-00	265.50
Platinum	83 401 979-08	424.80
Brushed Platinum	83 401 979-06	424.80
Durabronz (23kt Gold)	83 401 979-09	531.00
Brushed Durabronz (23kt Gold)	83 401 979-28	531.00
Brushed Dark Platinum	83 401 979-99	477.80



Optional miscellaneous

Crystal tumbler

		EUR
	08 90 00 008 82	68.00

83 281 530

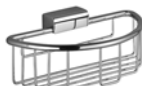


Corner soap basket

- width 150 mm
- height 40 mm
- 165 mm projection

		EUR
Chrome	83 281 530-00	216.20
Platinum	83 281 530-08	345.70
Brushed Platinum	83 281 530-06	345.70
Durabronz (23kt Gold)	83 281 530-09	432.40
Brushed Durabronz (23kt Gold)	83 281 530-28	432.40
Brushed Dark Platinum	83 281 530-99	388.90

83 290 970



Shower basket for wall mounting

- width 200 mm
- height 70 mm
- 115 mm projection

		EUR
Chrome	83 290 970-00	210.90
Platinum	83 290 970-08	337.50
Brushed Platinum	83 290 970-06	337.50
Durabronz (23kt Gold)	83 290 970-09	421.80
Brushed Durabronz (23kt Gold)	83 290 970-28	421.80
Brushed Dark Platinum	83 290 970-99	379.70

82 290 970



Shower basket for subsequent mounting on riser

- width 200 mm
- height 62 mm
- 125 mm projection

		EUR
Chrome	82 290 970-00	210.90
Platinum	82 290 970-08	337.50
Brushed Platinum	82 290 970-06	337.50
Durabronz (23kt Gold)	82 290 970-09	421.80
Brushed Durabronz (23kt Gold)	82 290 970-28	421.80
Brushed Dark Platinum	82 290 970-99	379.70



83 500 361



Tissue holder without cover

- width 145 mm
- height 120 mm
- 95 mm projection

		EUR
Chrome	83 500 361-00	226.00
Platinum	83 500 361-08	361.80
Brushed Platinum	83 500 361-06	361.80
Durabrass (23kt Gold)	83 500 361-09	452.00
Brushed Durabrass (23kt Gold)	83 500 361-28	452.00
Brushed Dark Platinum	83 500 361-99	407.20

83 510 361



Tissue holder with cover

- width 145 mm
- height 90 mm
- 150 mm projection

		EUR
Chrome	83 510 361-00	282.60
Platinum	83 510 361-08	452.30
Brushed Platinum	83 510 361-06	452.30
Durabrass (23kt Gold)	83 510 361-09	565.20
Brushed Durabrass (23kt Gold)	83 510 361-28	565.20
Brushed Dark Platinum	83 510 361-99	509.00

83 590 361



Reserve tissue holder

- height 170 mm
- rosette Ø 60 mm
- 93 mm projection

		EUR
Chrome	83 590 361-00	225.00
Platinum	83 590 361-08	359.90
Brushed Platinum	83 590 361-06	359.90
Durabrass (23kt Gold)	83 590 361-09	450.00
Brushed Durabrass (23kt Gold)	83 590 361-28	450.00
Brushed Dark Platinum	83 590 361-99	404.90

83 900 361



Toilet brush set wall model

- crystal glass brush holder, matte
- brush head, white
- width 110 mm
- height 400 mm
- 147 mm projection

		EUR
Chrome	83 900 361-00	538.70
Platinum	83 900 361-08	861.60
Brushed Platinum	83 900 361-06	861.60
Durabrass (23kt Gold)	83 900 361-09	1,077.40
Brushed Durabrass (23kt Gold)	83 900 361-28	1,077.40
Brushed Dark Platinum	83 900 361-99	969.60



Optional miscellaneous

Brush white

08 18 50 600 90 12.00



Optional miscellaneous

Glass matte

08 90 04 000 82 86.00



Optional miscellaneous

Brush handle

		EUR
Chrome	90 28 22 538 03-00	118.00
Platinum	90 28 22 538 03-08	227.00
Brushed Platinum	90 28 22 538 03-06	235.00
Durabrass (23kt Gold)	90 28 22 538 03-09	267.00
Brushed Durabrass (23kt Gold)	90 28 22 538 03-28	280.00
Brushed Dark Platinum	90 28 22 538 03-99	198.00

12 660 979



Cover plate for the concealed WC cistern made by TeCe

- cover plate 150 x 240 x 15 mm
- flush handle with rotary operation and two-volume technology (full flush/partial flush)

This product is compatible with the following TECE products:

- TECEprofil dry wall construction, article numbers: 9300300, 9300322, 9300301, 9300344, 9300309, 9300303, 9300388, 9300366, 9300100, 9300101
- TECEbox wet wall construction, article numbers: 9370300, 9375300, 9371300

		EUR
Chrome	12 660 979-00	811.30
Platinum	12 660 979-08	1,298.30
Brushed Platinum	12 660 979-06	1,298.30
Brushed Durabrass (23kt Gold)	12 660 979-28	1,622.60
Brushed Dark Platinum	12 660 979-99	1,460.40



CL.1



CYO



IMO



Lissé



LULU



Madison



MEM



Meta



Tara.



VAIA



Shower



Concealed articles



Miscellaneous



Kitchen



MEM

Sieger Design

Basin

from page 256

Bidet

from page 266

Shower

from page 267

Thermostats, Mixers, Diverter and Valves

from page 287

Bath

from page 299

Accessories

from page 304

Detailed product information, documents, dimensional drawings and 3D objects can be found online at www.dornbracht.com.



CL.1



CYO



IMO



Lissé



LULU



Madison



MEM



Meta



Tara.



VAIA



Shower



Concealed
articles



Miscellaneous



Kitchen

Basin fittings overview

Single-lever basin mixers

113 mm projection 165 mm projection 200 mm projection



33 502 782
33 522 782



33 500 782
33 521 782*



33 501 782
33 526 782*

Three-hole basin mixers

165 mm projection 165 mm projection 200 mm projection



20 705 782



20 713 782



20 715 782

Deck-mounted basin spout

200 mm projection



13 715 782
13 716 782*

Wall-mounted single-lever basin mixers

125 mm projection 170 mm projection 170 mm projection 200 mm projection 200 mm projection



36 867 782



36 860 782



36 863 782



36 861 782



36 864 782

Wall-mounted single-lever basin mixers

240 mm projection 240 mm projection 185 mm projection



36 862 782



36 865 782



36 805 782

Wall-mounted basin mixers

125 mm projection 170 mm projection 200 mm projection 240 mm projection



36 702 782



36 707 782



36 712 782



36 717 782

Wall-mounted basin spout

200 mm projection



13 800 782



Overview of bath fittings

Bath shower set / three-hole single-lever bath mixer



27 532 782



27 412 782

Freestanding bath fitting



25 863 782

Bath spouts



13 801 782



13 430 740



13 630 740

Hand shower



27 702 980

Single-lever mixers



29 300 670



36 120 670

Diverter



29 140 670

Integrated bath filler



36 247 970



36 243 970

Miscellaneous



CL.1



CYO



IMO



Lissé



LULU



Madison



MEM



Meta



Tara.



VAIA



Shower



Concealed articles



Miscellaneous



Kitchen

33 502 782

NEW

Single-lever basin mixer with pop-up waste

- 113 mm projection
- fixed spout
- rectangular, air-enriched flow
- height of mixer 284 mm
- height up to aerator 216 mm
- hole diameter 35 mm
- 2x screw-in M 10 x 1 pressure hose, leak-tested
- max. flow 5.7 l/min
- lead-free

**Only suitable for basins with an overflow.**

Product alternative

Single-lever basin mixer without pop-up waste

		EUR
Chrome	33 502 782-00	1,110.50
Platinum	33 502 782-08	1,776.70
Brushed Platinum	33 502 782-06	1,776.70
Champagne (22kt Gold)	33 502 782-47	2,221.00
Brushed Champagne (23kt Gold)	33 502 782-46	2,221.00
Brushed Durabronze (23kt Gold)	33 502 782-28	2,221.00
Dark Chrome	33 502 782-19	1,665.70
Brushed Dark Platinum	33 502 782-99	1,998.90

		EUR
Chrome	33 522 782-00	1,055.80
Platinum	33 522 782-08	1,689.30
Brushed Platinum	33 522 782-06	1,689.30
Champagne (22kt Gold)	33 522 782-47	2,111.60
Brushed Champagne (23kt Gold)	33 522 782-46	2,111.60
Brushed Durabronze (23kt Gold)	33 522 782-28	2,111.60
Dark Chrome	33 522 782-19	1,583.70
Brushed Dark Platinum	33 522 782-99	1,900.50

33 500 782

Single-lever basin mixer with pop-up waste

- 165 mm projection
- fixed spout
- rectangular, air-enriched flow
- height of mixer 310 mm
- height up to aerator 202 mm
- hole diameter 35 mm
- 2x screw-in M 10 x 1 pressure hose, leak-tested
- max. flow 5.7 l/min
- lead-free

**Only suitable for basins with an overflow.**

Product alternative

Single-lever basin mixer without pop-up waste

- without pop-up waste

		EUR
Chrome	33 500 782-00	1,185.80
Platinum	33 500 782-08	1,897.10
Brushed Platinum	33 500 782-06	1,897.10
Champagne (22kt Gold)	33 500 782-47	2,371.60
Brushed Champagne (23kt Gold)	33 500 782-46	2,371.60
Brushed Durabronze (23kt Gold)	33 500 782-28	2,371.60
Dark Chrome	33 500 782-19	1,778.80
Brushed Dark Platinum	33 500 782-99	2,134.20

		EUR
Chrome	33 521 782-00	1,130.40
Platinum	33 521 782-08	1,808.90
Brushed Platinum	33 521 782-06	1,808.90
Champagne (22kt Gold)	33 521 782-47	2,260.80
Brushed Champagne (23kt Gold)	33 521 782-46	2,260.80
Brushed Durabronze (23kt Gold)	33 521 782-28	2,260.80
Dark Chrome	33 521 782-19	1,695.70
Brushed Dark Platinum	33 521 782-99	2,034.80

33 501 782

Single-lever basin mixer with pop-up waste

- 200 mm projection
- fixed spout
- rectangular, air-enriched flow
- height of mixer 340 mm
- height up to aerator 216 mm
- hole diameter 35 mm
- 2x screw-in M 10 x 1 pressure hose, leak-tested
- max. flow 5.7 l/min
- lead-free

**Only suitable for basins with an overflow.**

Product alternative

Single-lever basin mixer without pop-up waste

- without pop-up waste

		EUR
Chrome	33 501 782-00	1,241.40
Platinum	33 501 782-08	1,986.00
Brushed Platinum	33 501 782-06	1,986.00
Champagne (22kt Gold)	33 501 782-47	2,482.80
Brushed Champagne (23kt Gold)	33 501 782-46	2,482.80
Brushed Durabronze (23kt Gold)	33 501 782-28	2,482.80
Dark Chrome	33 501 782-19	1,862.10
Brushed Dark Platinum	33 501 782-99	2,234.50

		EUR
Chrome	33 526 782-00	1,183.00
Platinum	33 526 782-08	1,893.30
Brushed Platinum	33 526 782-06	1,893.30
Champagne (22kt Gold)	33 526 782-47	2,366.00
Brushed Champagne (23kt Gold)	33 526 782-46	2,366.00
Brushed Durabronze (23kt Gold)	33 526 782-28	2,366.00
Dark Chrome	33 526 782-19	1,774.70
Brushed Dark Platinum	33 526 782-99	2,129.70



20 705 782 **NEW** **Three-hole basin mixer with pop-up waste**

- 165 mm projection
- fixed spout
- rectangular, air-enriched flow
- height of mixer 144 mm
- height up to aerator 78 mm
- hole diameter spout 35 mm
- deck valve hole diameter 32 mm
- rosette 60 x 60 mm
- 2x screw-in M 10 x 1 pressure hose, leak-tested
- max. flow 5.7 l/min
- lead-free



Only suitable for basins with an overflow.



Optional miscellaneous
High pressure hoses
 • 2x 1/2" x 3/8" high pressure hose

		EUR
Chrome	20 705 782-00	1,556.80
Platinum	20 705 782-08	2,490.80
Brushed Platinum	20 705 782-06	2,490.80
Champagne (22kt Gold)	20 705 782-47	3,113.60
Brushed Champagne (23kt Gold)	20 705 782-46	3,113.60
Brushed Durabronz (23kt Gold)	20 705 782-28	3,113.60
Dark Chrome	20 705 782-19	2,335.20
Brushed Dark Platinum	20 705 782-99	2,802.20

20 713 782 **Three-hole basin mixer with pop-up waste**

- 165 mm projection
- fixed spout
- rectangular, air-enriched flow
- height of mixer 277 mm
- height up to aerator 170 mm
- hole diameter spout 35 mm
- deck valve hole diameter 32 mm
- rosette 60 x 60 mm
- 2x screw-in M 10 x 1 pressure hose, leak-tested
- max. flow 8.3 l/min
- lead-free



Only suitable for basins with an overflow.



Optional miscellaneous
High pressure hoses
 • 2x 1/2" x 3/8" high pressure hose

		EUR
Chrome	20 713 782-00	1,556.80
Platinum	20 713 782-08	2,491.10
Brushed Platinum	20 713 782-06	2,491.10
Champagne (22kt Gold)	20 713 782-47	3,113.60
Brushed Champagne (23kt Gold)	20 713 782-46	3,113.60
Brushed Durabronz (23kt Gold)	20 713 782-28	3,113.60
Dark Chrome	20 713 782-19	2,335.20
Brushed Dark Platinum	20 713 782-99	2,802.30

20 715 782 **Three-hole basin mixer with pop-up waste**

- 200 mm projection
- fixed spout
- rectangular, air-enriched flow
- height of mixer 320 mm
- height up to aerator 195 mm
- hole diameter spout 35 mm
- deck valve hole diameter 32 mm
- rosette 60 x 60 mm
- 2x screw-in M 10 x 1 pressure hose, leak-tested
- max. flow 8.3 l/min
- lead-free



Only suitable for basins with an overflow.



Optional miscellaneous
High pressure hoses
 • 2x 1/2" x 3/8" high pressure hose

		EUR
Chrome	20 715 782-00	1,630.70
Platinum	20 715 782-08	2,609.20
Brushed Platinum	20 715 782-06	2,609.20
Champagne (22kt Gold)	20 715 782-47	3,261.40
Brushed Champagne (23kt Gold)	20 715 782-46	3,261.40
Brushed Durabronz (23kt Gold)	20 715 782-28	3,261.40
Dark Chrome	20 715 782-19	2,446.10
Brushed Dark Platinum	20 715 782-99	2,935.40

36 805 782 **NEW** **Wall-mounted single-lever basin mixer without pop-up waste**

- 185 mm projection
- fixed spout
- rectangular, air-enriched flow
- hole diameter 35 mm
- rosette Ø 60 mm
- max. flow 5.7 l/min
- lead-free
- with single-point mounting



Required miscellaneous
Concealed wall mounting
 • min. recess depth 80 mm
 • max. recess depth 105 mm
 For details and miscellaneous, see page 584.

		EUR
Chrome	36 805 782-00	1,039.90
Platinum	36 805 782-08	1,664.00
Brushed Platinum	36 805 782-06	1,664.00
Champagne (22kt Gold)	36 805 782-47	2,079.80
Brushed Champagne (23kt Gold)	36 805 782-46	2,079.80
Brushed Durabronz (23kt Gold)	36 805 782-28	2,079.80
Dark Chrome	36 805 782-19	1,560.00
Brushed Dark Platinum	36 805 782-99	1,872.00

Concealed wall mounting
 Concealed rough parts
 35 050 970 90 305.40



CL.1



CYO



IMO



Lissé



LULU



Madison



MEM



Meta



Tara



VAIA



Shower



Concealed articles



Miscellaneous



Kitchen

36 860 782

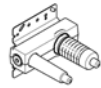

Wall-mounted single-lever basin mixer without pop-up waste

- 177 mm projection
- fixed spout
- rectangular, air-enriched flow
- hole diameter spout 37 mm
- hole diameter single-lever mixer 57 mm
- rosette for spout 80 x 60 mm
- rosette for mixer 80 x 80 mm
- max. flow 5.7 l/min
- lead-free

		EUR
Chrome	36 860 782-00	985.80
Platinum	36 860 782-08	1,577.80
Brushed Platinum	36 860 782-06	1,577.80
Champagne (22kt Gold)	36 860 782-47	1,971.60
Brushed Champagne (23kt Gold)	36 860 782-46	1,971.60
Brushed Durabronze (23kt Gold)	36 860 782-28	1,971.60
Dark Chrome	36 860 782-19	1,478.70
Brushed Dark Platinum	36 860 782-99	1,774.90


Product alternative
Wall-mounted single-lever basin mixer with cover plate without pop-up waste

		EUR
Chrome	36 863 782-00	1,123.30
Platinum	36 863 782-08	1,797.40
Brushed Platinum	36 863 782-06	1,797.40
Champagne (22kt Gold)	36 863 782-47	2,246.60
Brushed Champagne (23kt Gold)	36 863 782-46	2,246.60
Brushed Durabronze (23kt Gold)	36 863 782-28	2,246.60
Dark Chrome	36 863 782-19	1,685.10
Brushed Dark Platinum	36 863 782-99	2,022.30


Required miscellaneous
Concealed wall-mounted single-lever mixer

- min. recess depth 80 mm
- max. recess depth 95 mm

For details and miscellaneous, see page 585.

		EUR
Concealed rough parts	35 860 970 90	213.80


Required miscellaneous
Concealed wall-mounted single-lever mixer on right

NOTE: Not suitable for concealed installation. Connection by means of angle valves, mounted with screws to back wall.

For details and miscellaneous, see page 584.

		EUR
Concealed rough parts	35 816 970 90	367.00



MEM

36 861 782



Wall-mounted single-lever basin mixer without pop-up waste

- 207 mm projection
- fixed spout
- rectangular, air-enriched flow
- hole diameter spout 37 mm
- hole diameter single-lever mixer 57 mm
- rosette for spout 80 x 60 mm
- rosette for mixer 80 x 80 mm
- max. flow 5.7 l/min
- lead-free

		EUR
Chrome	36 861 782-00	1,039.90
Platinum	36 861 782-08	1,664.20
Brushed Platinum	36 861 782-06	1,664.20
Champagne (22kt Gold)	36 861 782-47	2,079.80
Brushed Champagne (23kt Gold)	36 861 782-46	2,079.80
Brushed Durabronz (23kt Gold)	36 861 782-28	2,079.80
Dark Chrome	36 861 782-19	1,560.00
Brushed Dark Platinum	36 861 782-99	1,872.00



Product alternative

Wall-mounted single-lever basin mixer with cover plate without pop-up waste

		EUR
Chrome	36 864 782-00	1,177.50
Platinum	36 864 782-08	1,883.70
Brushed Platinum	36 864 782-06	1,883.70
Champagne (22kt Gold)	36 864 782-47	2,355.00
Brushed Champagne (23kt Gold)	36 864 782-46	2,355.00
Brushed Durabronz (23kt Gold)	36 864 782-28	2,355.00
Dark Chrome	36 864 782-19	1,766.30
Brushed Dark Platinum	36 864 782-99	2,119.60



Required miscellaneous

Concealed wall-mounted single-lever mixer

- min. recess depth 80 mm
- max. recess depth 95 mm

For details and miscellaneous, see page 585.

		EUR
Concealed rough parts	35 860 970 90	213.80



Required miscellaneous

Concealed wall-mounted single-lever mixer on right

NOTE: Not suitable for concealed installation. Connection by means of angle valves, mounted with screws to back wall.

For details and miscellaneous, see page 584.

		EUR
Concealed rough parts	35 816 970 90	367.00



CL.1



CYO



IMO



Lissé



LULU



Madison



MEM



Meta



Tara.



VAIA



Shower



Concealed articles



Miscellaneous



Kitchen

36 862 782


Wall-mounted single-lever basin mixer without pop-up waste

- 247 mm projection
- fixed spout
- rectangular, air-enriched flow
- hole diameter spout 37 mm
- hole diameter single-lever mixer 57 mm
- rosette for spout 80 x 60 mm
- rosette for mixer 80 x 80 mm
- max. flow 5.7 l/min
- lead-free

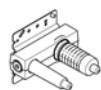
		EUR
Chrome	36 862 782-00	1,083.20
Platinum	36 862 782-08	1,733.80
Brushed Platinum	36 862 782-06	1,733.80
Champagne (22kt Gold)	36 862 782-47	2,166.40
Brushed Champagne (23kt Gold)	36 862 782-46	2,166.40
Brushed Durabross (23kt Gold)	36 862 782-28	2,166.40
Dark Chrome	36 862 782-19	1,624.90
Brushed Dark Platinum	36 862 782-99	1,949.70



Product alternative

Wall-mounted single-lever basin mixer with cover plate without pop-up waste

		EUR
Chrome	36 865 782-00	1,227.70
Platinum	36 865 782-08	1,964.60
Brushed Platinum	36 865 782-06	1,964.60
Champagne (22kt Gold)	36 865 782-47	2,455.40
Brushed Champagne (23kt Gold)	36 865 782-46	2,455.40
Brushed Durabross (23kt Gold)	36 865 782-28	2,455.40
Dark Chrome	36 865 782-19	1,841.60
Brushed Dark Platinum	36 865 782-99	2,210.10



Required miscellaneous

Concealed wall-mounted single-lever mixer

- min. recess depth 80 mm
- max. recess depth 95 mm

For details and miscellaneous, see page 585.

		EUR
Concealed rough parts	35 860 970 90	213.80



Required miscellaneous

Concealed wall-mounted single-lever mixer on right

NOTE: Not suitable for concealed installation. Connection by means of angle valves, mounted with screws to back wall.

For details and miscellaneous, see page 584.

		EUR
Concealed rough parts	35 816 970 90	367.00

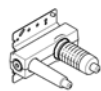
36 867 782

NEW


Wall-mounted single-lever basin mixer without pop-up waste

- 125 mm projection
- fixed spout
- rectangular, air-enriched flow
- hole diameter spout 35 mm
- hole diameter single-lever mixer 57 mm
- rosette for spout 80 x 60 mm
- rosette for mixer 80 x 80 mm
- max. flow 5.7 l/min
- lead-free

		EUR
Chrome	36 867 782-00	949.60
Platinum	36 867 782-08	1,519.50
Brushed Platinum	36 867 782-06	1,519.50
Champagne (22kt Gold)	36 867 782-47	1,899.20
Brushed Champagne (23kt Gold)	36 867 782-46	1,899.20
Brushed Durabross (23kt Gold)	36 867 782-28	1,899.20
Dark Chrome	36 867 782-19	1,424.40
Brushed Dark Platinum	36 867 782-99	1,709.30



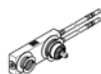
Required miscellaneous

Concealed wall-mounted single-lever mixer

- min. recess depth 75 mm
- max. recess depth 95 mm

For details and miscellaneous, see page 585.

		EUR
Concealed rough parts	35 860 970 90	213.80



Required miscellaneous

Concealed wall-mounted single-lever mixer on right

NOTE: Not suitable for concealed installation. Connection by means of angle valves, mounted with screws to back wall.

For details and miscellaneous, see page 584.

		EUR
Concealed rough parts	35 816 970 90	367.00

36 702 782 **NEW** Wall-mounted basin mixer without pop-up waste



- 126 mm projection
- fixed spout
- rectangular, air-enriched flow
- hole diameter valve 35 mm
- hole diameter spout 35 mm
- individual rosettes 60 x 60 mm
- max. flow 5.7 l/min
- lead-free

		EUR
Chrome	36 702 782-00	1,117.20
Platinum	36 702 782-08	1,787.50
Brushed Platinum	36 702 782-06	1,787.50
Champagne (22kt Gold)	36 702 782-47	2,234.40
Brushed Champagne (23kt Gold)	36 702 782-46	2,234.40
Brushed Durabronz (23kt Gold)	36 702 782-28	2,234.40
Dark Chrome	36 702 782-19	1,675.80
Brushed Dark Platinum	36 702 782-99	2,011.00

Required miscellaneous



Concealed wall-mounted mixer Centred spout

- min. recess depth 93 mm
- max. recess depth 138 mm

For details and miscellaneous, see page 583.

		EUR
Concealed rough parts	35 700 970 90	184.00

Required miscellaneous



Concealed wall-mounted mixer variable positioning

- min. recess depth 110 mm
- max. recess depth 150 mm

For details and miscellaneous, see page 583.

		EUR
Concealed rough parts	35 720 970 90	146.80

36 707 782 Wall-mounted basin mixer without pop-up waste



- 170 mm projection
- fixed spout
- rectangular, air-enriched flow
- hole diameter valve 40 mm
- hole diameter spout 40 mm
- individual rosettes 60 x 60 mm
- max. flow 5.7 l/min
- lead-free

		EUR
Chrome	36 707 782-00	1,195.20
Platinum	36 707 782-08	1,912.50
Brushed Platinum	36 707 782-06	1,912.50
Champagne (22kt Gold)	36 707 782-47	2,390.40
Brushed Champagne (23kt Gold)	36 707 782-46	2,390.40
Brushed Durabronz (23kt Gold)	36 707 782-28	2,390.40
Dark Chrome	36 707 782-19	1,792.90
Brushed Dark Platinum	36 707 782-99	2,151.60

Required miscellaneous



Concealed wall-mounted mixer Centred spout

- min. recess depth 93 mm
- max. recess depth 138 mm

For details and miscellaneous, see page 583.

		EUR
Concealed rough parts	35 700 970 90	184.00

Required miscellaneous



Concealed wall-mounted mixer variable positioning

- min. recess depth 110 mm
- max. recess depth 150 mm

For details and miscellaneous, see page 583.

		EUR
Concealed rough parts	35 720 970 90	146.80



CL.1



CYO



IMO



Lissé



LULU



Madison



MEM



Meta



Tara



VAIA



Shower



Concealed articles



Miscellaneous

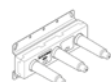


Kitchen

36 712 782

**Wall-mounted basin mixer without pop-up waste**

- 200 mm projection
- fixed spout
- rectangular, air-enriched flow
- hole diameter valve 40 mm
- hole diameter spout 40 mm
- individual rosettes 60 x 60 mm
- max. flow 5.7 l/min
- lead-free



Required miscellaneous

Concealed wall-mounted mixer Centred spout

- min. recess depth 93 mm
- max. recess depth 138 mm

For details and miscellaneous, see page 583.



Required miscellaneous

Concealed wall-mounted mixer variable positioning

- min. recess depth 110 mm
- max. recess depth 150 mm

For details and miscellaneous, see page 583.

		EUR
Chrome	36 712 782-00	1,249.50
Platinum	36 712 782-08	1,999.00
Brushed Platinum	36 712 782-06	1,999.00
Champagne (22kt Gold)	36 712 782-47	2,499.00
Brushed Champagne (23kt Gold)	36 712 782-46	2,499.00
Brushed Durabross (23kt Gold)	36 712 782-28	2,499.00
Dark Chrome	36 712 782-19	1,874.20
Brushed Dark Platinum	36 712 782-99	2,248.90

		EUR
Concealed rough parts	35 700 970 90	184.00

		EUR
Concealed rough parts	35 720 970 90	146.80

36 717 782

**Wall-mounted basin mixer without pop-up waste**

- 240 mm projection
- fixed spout
- rectangular, air-enriched flow
- hole diameter valve 40 mm
- hole diameter spout 40 mm
- individual rosette 60 x 60 mm
- max. flow 5.7 l/min
- lead-free



Required miscellaneous

Concealed wall-mounted mixer Centred spout

- min. recess depth 93 mm
- max. recess depth 138 mm

For details and miscellaneous, see page 583.



Required miscellaneous

Concealed wall-mounted mixer variable positioning

- min. recess depth 110 mm
- max. recess depth 150 mm

For details and miscellaneous, see page 583.

		EUR
Chrome	36 717 782-00	1,302.00
Platinum	36 717 782-08	2,082.80
Brushed Platinum	36 717 782-06	2,082.80
Champagne (22kt Gold)	36 717 782-47	2,604.00
Brushed Champagne (23kt Gold)	36 717 782-46	2,604.00
Brushed Durabross (23kt Gold)	36 717 782-28	2,604.00
Dark Chrome	36 717 782-19	1,953.10
Brushed Dark Platinum	36 717 782-99	2,343.80

		EUR
Concealed rough parts	35 700 970 90	184.00

		EUR
Concealed rough parts	35 720 970 90	146.80

44 521 782

NEW

Washstand fitting with electronic opening and closing function without pop-up waste

- Infrared sensor technology
 - 165 mm projection
 - height of mixer 313 mm
 - height up to aerator 206 mm
 - hole diameter 35 mm
 - fixed spout
 - max. flow 5.7 l/min
 - rectangular, air-enriched flow
 - suitable for thermal disinfection
 - Automatic shut-off after pre-set time is reached
 - Indirect temperature control (undercounter)
 - Control box included
 - Adjustable sensor detection range
 - Battery or plug-in power supply operated (batteries not included)
 - 4x AA (1.5 V) batteries required
 - lead-free
 - 1x screw-in M 8 x 1 pressure hose, leak-tested
- Batteries not included



		EUR
Chrome	44 521 782-00	874.00
Brushed Chrome	44 521 782-93	1,136.20
Platinum	44 521 782-08	1,398.40
Brushed Platinum	44 521 782-06	1,398.40
Champagne (22kt Gold)	44 521 782-47	1,748.00
Brushed Champagne (23kt Gold)	44 521 782-46	1,748.00
Brushed Durabross (23kt Gold)	44 521 782-28	1,748.00
Dark Chrome	44 521 782-19	1,311.10
Brushed Dark Platinum	44 521 782-99	1,573.20
Matte Black	44 521 782-33	1,180.00

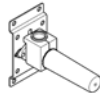
13 800 782



Wall-mounted basin spout without pop-up waste

- 200 mm projection
- fixed spout
- rectangular, air-enriched flow
- hole diameter 37 mm
- rosette 60 x 60 mm
- 1/2" connection
- max. flow 5.7 l/min
- lead-free

		EUR
Chrome	13 800 782-00	728.40
Platinum	13 800 782-08	1,165.00
Brushed Platinum	13 800 782-06	1,165.00
Champagne (22kt Gold)	13 800 782-47	1,456.80
Brushed Champagne (23kt Gold)	13 800 782-46	1,456.80
Brushed Durabronz (23kt Gold)	13 800 782-28	1,456.80
Dark Chrome	13 800 782-19	1,092.60
Brushed Dark Platinum	13 800 782-99	1,311.10



Optional miscellaneous

- Concealed wall elbow**
- min. recess depth 90 mm
 - max. recess depth 163 mm

For details and miscellaneous, see page 603.

		EUR
Concealed rough parts	35 085 970 90	116.90

13 716 782 +
42 765 970



eSET Touchfree Basin mixer without pop-up waste with temperature setting

- 200 mm projection
- fixed spout
- rectangular, air-enriched flow
- height of mixer 321 mm
- height up to aerator 190 mm
- hole diameter 35 mm
- 2x screw-in M 10 x 1 pressure hose, leak-tested
- 1/2" connection
- max. flow 5.7 l/min
- lead-free
- automatic hygiene flush
- suitable for thermal disinfection
- adjustable follow-up time
- high-frequency sensors with self-calibration
- magnetic valve
- temperature setting via thermostat
- 100-240 V AC / 12 V DC, 50-60 Hz, 18 W power supply unit, incl. country-specific adapter set

Cannot be combined with basins in conducting materials (e.g. steel, river stone).

Cannot be combined with basins that have a closing drain.

		EUR
Chrome	1 x 13 716 782-00	982.00
	1 x 42 765 970 90	654.40
	Total price:	1,636.40



Required miscellaneous

- eSET Touchfree Basin mixer with temperature setting for combining with free-standing fittings**

For details and miscellaneous, see page 598.

		EUR
Concealed rough parts	35 740 970 90	298.60

13 716 782 +
42 766 970



eSET Touchfree Basin mixer without pop-up waste without temperature setting

- 200 mm projection
- fixed spout
- rectangular, air-enriched flow
- height of mixer 321 mm
- height up to aerator 190 mm
- hole diameter 35 mm
- 2x screw-in M 10 x 1 pressure hose, leak-tested
- 1/2" connection
- max. flow 5.7 l/min
- lead-free
- automatic hygiene flush
- suitable for thermal disinfection
- adjustable follow-up time
- high-frequency sensors with self-calibration
- magnetic valve
- 100-240 V AC / 12 V DC, 50-60 Hz, 18 W power supply unit, incl. country-specific adapter set

Cannot be combined with basins in conducting materials (e.g. steel, river stone).

Cannot be combined with basins that have a closing drain.



Required miscellaneous

- eSET Touchfree Basin mixer without temperature setting for combining with free-standing fittings**

For details and miscellaneous, see page 598.

		EUR
Chrome	1 x 13 716 782-00	982.00
	1 x 42 766 970 90	545.30
	Total price:	1,527.30

		EUR
Concealed rough parts	35 742 970 90	271.30



CL.1



CYO



IMO



Lissé



LULU



Madison



MEM



Meta



Tara



VAIA



Shower



Concealed articles



Miscellaneous



Kitchen

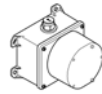
13 800 782 +
42 765 970**eSET Touchfree Basin mixer without pop-up waste with temperature setting**

- 200 mm projection
- fixed spout
- rectangular, air-enriched flow
- hole diameter 37 mm
- rosette for spout 60 x 60 mm
- 1/2" connection
- max. flow 5.7 l/min
- lead-free
- automatic hygiene flush
- suitable for thermal disinfection
- adjustable follow-up time
- high-frequency sensors with self-calibration
- magnetic valve
- temperature setting via thermostat
- 100-240 V AC / 12 V DC, 50-60 Hz, 18 W power supply unit, incl. country-specific adapter set

Cannot be combined with basins in conducting materials (e.g. steel, river stone).

Cannot be combined with basins that have a closing drain.

		EUR
Chrome	1 x 13 800 782-00	728.40
	1 x 42 765 970 90	654.40
	Total price:	1,382.80



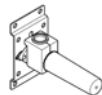
Required miscellaneous

eSET Touchfree Basin mixer with temperature setting for combining with wall-mounted fittings

- min. recess depth 90 mm
- max. recess depth 125 mm

For details and miscellaneous, see page 598.

		EUR
Concealed rough parts	35 741 970 90	298.60



Optional miscellaneous

Concealed wall elbow

- min. recess depth 90 mm
- max. recess depth 163 mm

For details and miscellaneous, see page 603.

		EUR
Concealed rough parts	35 085 970 90	116.90

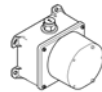
13 800 782 +
42 766 970**eSET Touchfree Basin mixer without pop-up waste without temperature setting**

- 200 mm projection
- fixed spout
- rectangular, air-enriched flow
- hole diameter 37 mm
- rosette for spout 60 x 60 mm
- 1/2" connection
- max. flow 5.7 l/min
- lead-free
- automatic hygiene flush
- suitable for thermal disinfection
- adjustable follow-up time
- high-frequency sensors with self-calibration
- magnetic valve
- 100-240 V AC / 12 V DC, 50-60 Hz, 18 W power supply unit, incl. country-specific adapter set

Cannot be combined with basins in conducting materials (e.g. steel, river stone).

Cannot be combined with basins that have a closing drain.

		EUR
Chrome	1 x 13 800 782-00	728.40
	1 x 42 766 970 90	545.30
	Total price:	1,273.70



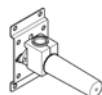
Required miscellaneous

eSET Touchfree Basin mixer without temperature setting for combining with wall-mounted fittings

- min. recess depth 90 mm
- max. recess depth 125 mm

For details and miscellaneous, see page 598.

		EUR
Concealed rough parts	35 743 970 90	271.30



Optional miscellaneous

Concealed wall elbow

- min. recess depth 90 mm
- max. recess depth 163 mm

For details and miscellaneous, see page 603.

		EUR
Concealed rough parts	35 085 970 90	116.90



13 715 782



Deck-mounted basin spout with pop-up waste

- 200 mm projection
- fixed spout
- rectangular, air-enriched flow
- height of mixer 321 mm
- height up to aerator 190 mm
- hole diameter 35 mm
- 2x screw-in M 10 x 1 pressure hose, leak-tested
- rosette 60 x 60 mm
- max. flow 5.7 l/min
- lead-free

Only suitable for basins with an overflow.



Product alternative

- Deck-mounted basin spout without pop-up waste**
- without pop-up waste

		EUR
Chrome	13 715 782-00	1,004.30
Platinum	13 715 782-08	1,607.00
Brushed Platinum	13 715 782-06	1,607.00
Champagne (22kt Gold)	13 715 782-47	2,008.60
Brushed Champagne (23kt Gold)	13 715 782-46	2,008.60
Brushed Durabronz (23kt Gold)	13 715 782-28	2,008.60
Dark Chrome	13 715 782-19	1,506.40
Brushed Dark Platinum	13 715 782-99	1,807.80

		EUR
Chrome	13 716 782-00	982.00
Platinum	13 716 782-08	1,571.20
Brushed Platinum	13 716 782-06	1,571.20
Champagne (22kt Gold)	13 716 782-47	1,964.00
Brushed Champagne (23kt Gold)	13 716 782-46	1,964.00
Brushed Durabronz (23kt Gold)	13 716 782-28	1,964.00
Dark Chrome	13 716 782-19	1,473.00
Brushed Dark Platinum	13 716 782-99	1,767.60

Accessories

22 901 782



Angle valve

- rosette 60 x 60 mm
- hose covering 200 mm, for shortening
- 1/2" connection

		EUR
Chrome	22 901 782-00	204.70
Platinum	22 901 782-08	327.60
Brushed Platinum	22 901 782-06	327.60
Champagne (22kt Gold)	22 901 782-47	409.40
Brushed Champagne (23kt Gold)	22 901 782-46	409.40
Brushed Durabronz (23kt Gold)	22 901 782-28	409.40
Dark Chrome	22 901 782-19	307.20
Brushed Dark Platinum	22 901 782-99	368.60

10 060 780



Siphon for basin 1 1/4"

- rosette 78 x 78 mm

		EUR
Chrome	10 060 780-00	368.70
Platinum	10 060 780-08	590.00
Brushed Platinum	10 060 780-06	590.00
Champagne (22kt Gold)	10 060 780-47	737.40
Brushed Champagne (23kt Gold)	10 060 780-46	737.40
Brushed Durabronz (23kt Gold)	10 060 780-28	737.40
Dark Chrome	10 060 780-19	553.10
Brushed Dark Platinum	10 060 780-99	663.70



CL.1



CYO



IMO



Lissé



LULU



Madison



MEM



Meta



Tara.



VAIA



Shower



Concealed articles



Miscellaneous



Kitchen

33 600 782

**Single-lever bidet mixer with pop-up waste**

- **110 mm projection**
- ball-joint pivotable through 44°
- rectangular, air-enriched flow
- height of mixer 180 mm
- height up to aerator 140 mm
- hole diameter 35 mm
- 2x screw-in M 10 x 1 pressure hose, leak-tested
- max. flow 6 l/min

EUR

Chrome	33 600 782-00	1,462.30
Platinum	33 600 782-08	2,339.60
Brushed Platinum	33 600 782-06	2,339.60
Champagne (22kt Gold)	33 600 782-47	2,924.60
Brushed Champagne (23kt Gold)	33 600 782-46	2,924.60
Brushed Durabronze (23kt Gold)	33 600 782-28	2,924.60
Dark Chrome	33 600 782-19	2,193.50
Brushed Dark Platinum	33 600 782-99	2,632.10



MEM

36 002 970 +
28 017 979



Concealed single-lever mixer with integrated shower connection with hand shower set

- metal shower hose 1750 mm with integrated anti-twist protection
- hand shower: normal flow
- spray head Ø 130 mm
- max. hand shower flow 15 l/min

Intrinsic protection against back flow.

		EUR
Chrome	1 x 36 002 970-00	715.80
	1 x 28 017 979-00	173.10
Total price:		888.90
Platinum	1 x 36 002 970-08	1,146.00
	1 x 28 017 979-08	277.10
Total price:		1,423.10
Brushed Platinum	1 x 36 002 970-06	1,145.30
	1 x 28 017 979-06	277.10
Total price:		1,422.40
Champagne (22kt Gold)	1 x 36 002 970-47	1,431.60
	1 x 28 017 979-47	346.20
Total price:		1,777.80
Brushed Champagne (23kt Gold)	1 x 36 002 970-46	1,431.60
	1 x 28 017 979-46	346.20
Total price:		1,777.80
Brushed Durabronz (23kt Gold)	1 x 36 002 970-28	1,431.60
	1 x 28 017 979-28	346.20
Total price:		1,777.80
Dark Chrome	1 x 36 002 970-19	1,073.80
	1 x 28 017 979-19	259.70
Total price:		1,333.50
Brushed Dark Platinum	1 x 36 002 970-99	1,288.40
	1 x 28 017 979-99	311.60
Total price:		1,600.00



Product alternative

Hand shower

- three settings: normal flow, soft flow, massage flow
- spray head Ø 100 mm
- max. flow 15 l/min

Hand shower see page 557.

For details and miscellaneous, see page 558.

		EUR
Chrome	28 018 979-00	129.20
Platinum	28 018 979-08	206.70
Brushed Platinum	28 018 979-06	206.70
Champagne (22kt Gold)	28 018 979-47	258.40
Brushed Champagne (23kt Gold)	28 018 979-46	258.40
Brushed Durabronz (23kt Gold)	28 018 979-28	258.40
Dark Chrome	28 018 979-19	193.80
Brushed Dark Platinum	28 018 979-99	232.50



Product alternative

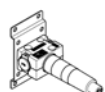
Hand shower

- four settings: normal flow, soft flow, massage flow, cascade
- spray head Ø 120 mm
- max. flow 15 l/min

Hand shower see page 557.

For details and miscellaneous, see page 559.

		EUR
Chrome	28 012 979-00	224.70
Platinum	28 012 979-08	359.50
Brushed Platinum	28 012 979-06	359.50
Champagne (22kt Gold)	28 012 979-47	449.40
Brushed Champagne (23kt Gold)	28 012 979-46	449.40
Brushed Durabronz (23kt Gold)	28 012 979-28	449.40
Dark Chrome	28 012 979-19	337.10
Brushed Dark Platinum	28 012 979-99	404.50



Required miscellaneous

Concealed wall mounting

- min. recess depth 80 mm
- max. recess depth 105 mm

For details and miscellaneous, see page 584.

		EUR
Concealed rough parts	35 050 970 90	305.40



CL.1



CYO



IMO



Lissé



LULU



Madison



MEM



Meta



Tara



VAIA



Shower



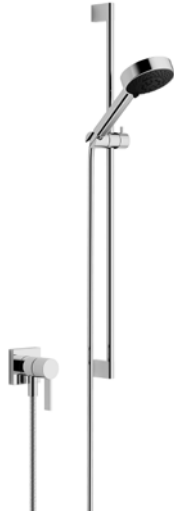
Concealed articles



Miscellaneous



Kitchen

36 013 970 +
28 012 979**Concealed single-lever mixer with integrated shower connection with shower set**

- cover plate 80 x 80 mm
- metal shower hose 1750 mm with integrated anti-twist protection
- slide bar
- Pipe diameter 18 mm
- four settings: normal flow, soft flow, massage flow, cascade
- spray head Ø 120 mm
- max. hand shower flow 15 l/min

Intrinsic protection against back flow.

		EUR
Chrome	1 x 36 013 970-00	885.80
	1 x 28 012 979-00	224.70
Total price:		1,110.50
Platinum	1 x 36 013 970-08	1,415.80
	1 x 28 012 979-08	359.50
Total price:		1,775.30
Brushed Platinum	1 x 36 013 970-06	1,429.30
	1 x 28 012 979-06	359.50
Total price:		1,788.80
Champagne (22kt Gold)	1 x 36 013 970-47	1,771.60
	1 x 28 012 979-47	449.40
Total price:		2,221.00
Brushed Champagne (23kt Gold)	1 x 36 013 970-46	1,771.60
	1 x 28 012 979-46	449.40
Total price:		2,221.00
Brushed Durabronze (23kt Gold)	1 x 36 013 970-28	1,771.60
	1 x 28 012 979-28	449.40
Total price:		2,221.00
Dark Chrome	1 x 36 013 970-19	1,328.60
	1 x 28 012 979-19	337.10
Total price:		1,665.70
Brushed Dark Platinum	1 x 36 013 970-99	1,593.60
	1 x 28 012 979-99	404.50
Total price:		1,998.10



Product alternative

Hand shower

- three settings: normal flow, soft flow, massage flow
- spray head Ø 100 mm
- max. flow 15 l/min

Hand shower see page 557.

For details and miscellaneous, see page 558.

		EUR
Chrome	28 018 979-00	129.20
Platinum	28 018 979-08	206.70
Brushed Platinum	28 018 979-06	206.70
Champagne (22kt Gold)	28 018 979-47	258.40
Brushed Champagne (23kt Gold)	28 018 979-46	258.40
Brushed Durabronze (23kt Gold)	28 018 979-28	258.40
Dark Chrome	28 018 979-19	193.80
Brushed Dark Platinum	28 018 979-99	232.50

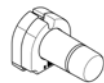


Product alternative

Hand shower

- normal flow
- spray head Ø 130 mm
- max. flow 6.8 l/min

		EUR
Chrome	28 017 979-00 0010	173.10
Platinum	28 017 979-08 0010	276.80
Brushed Platinum	28 017 979-06 0010	276.80
Champagne (22kt Gold)	28 017 979-47 0010	346.20
Brushed Champagne (23kt Gold)	28 017 979-46 0010	346.20
Brushed Durabronze (23kt Gold)	28 017 979-28 0010	346.20
Dark Chrome	28 017 979-19 0010	259.70
Brushed Dark Platinum	28 017 979-99 0010	311.40



Required miscellaneous

Concealed wall mounting

- min. recess depth 78 mm
- max. recess depth 103 mm

For details and miscellaneous, see page 583.

		EUR
Concealed rough parts	35 003 970 90	305.40



MEM

36 110 970 +
28 017 979



Concealed single-lever mixer with integrated shower connection with shower set

- metal shower hose 1750 mm with integrated anti-twist protection
- slide bar
- Pipe diameter 18 mm
- hand shower: normal flow
- spray head Ø 130 mm
- max. hand shower flow 15 l/min

Intrinsic protection against back flow.

		EUR
Chrome	1 x 36 110 970-00	853.40
	1 x 28 017 979-00	173.10
	Total price:	1,026.50
Platinum	1 x 36 110 970-08	1,365.80
	1 x 28 017 979-08	277.10
	Total price:	1,642.90
Brushed Platinum	1 x 36 110 970-06	1,364.90
	1 x 28 017 979-06	277.10
	Total price:	1,642.00
Champagne (22kt Gold)	1 x 36 110 970-47	1,706.80
	1 x 28 017 979-47	346.20
	Total price:	2,053.00
Brushed Champagne (23kt Gold)	1 x 36 110 970-46	1,706.80
	1 x 28 017 979-46	346.20
	Total price:	2,053.00
Brushed Durabronze (23kt Gold)	1 x 36 110 970-28	1,706.80
	1 x 28 017 979-28	346.20
	Total price:	2,053.00
Dark Chrome	1 x 36 110 970-19	1,280.00
	1 x 28 017 979-19	259.70
	Total price:	1,539.70
Brushed Dark Platinum	1 x 36 110 970-99	1,535.40
	1 x 28 017 979-99	311.60
	Total price:	1,847.00



Product alternative

Hand shower

- three settings: normal flow, soft flow, massage flow
- spray head Ø 100 mm
- max. flow 15 l/min

Hand shower see page 557.

For details and miscellaneous, see page 558.

		EUR
Chrome	28 018 979-00	129.20
Platinum	28 018 979-08	206.70
Brushed Platinum	28 018 979-06	206.70
Champagne (22kt Gold)	28 018 979-47	258.40
Brushed Champagne (23kt Gold)	28 018 979-46	258.40
Brushed Durabronze (23kt Gold)	28 018 979-28	258.40
Dark Chrome	28 018 979-19	193.80
Brushed Dark Platinum	28 018 979-99	232.50



Product alternative

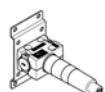
Hand shower

- four settings: normal flow, soft flow, massage flow, cascade
- spray head Ø 120 mm
- max. flow 15 l/min

Hand shower see page 557.

For details and miscellaneous, see page 559.

		EUR
Chrome	28 012 979-00	224.70
Platinum	28 012 979-08	359.50
Brushed Platinum	28 012 979-06	359.50
Champagne (22kt Gold)	28 012 979-47	449.40
Brushed Champagne (23kt Gold)	28 012 979-46	449.40
Brushed Durabronze (23kt Gold)	28 012 979-28	449.40
Dark Chrome	28 012 979-19	337.10
Brushed Dark Platinum	28 012 979-99	404.50



Required miscellaneous

Concealed wall mounting

- min. recess depth 80 mm
- max. recess depth 105 mm

For details and miscellaneous, see page 584.

		EUR
Concealed rough parts	35 050 970 90	305.40



CL.1



CYO



IMO



Lissé



LULU



Madison



MEM



Meta



Tara.



VAIA



Shower



Concealed articles



Miscellaneous



Kitchen

36 111 970 +
28 018 979**Concealed single-lever mixer with integrated shower connection with shower set**

- metal shower hose 1750 mm with integrated anti-twist protection
- slide bar
- Pipe diameter 18 mm
- hand shower: three settings: normal flow, soft flow, massage flow
- spray head Ø 100 mm
- max. hand shower flow 15 l/min

Intrinsic protection against back flow.

		EUR
Chrome	1 x 36 111 970-00	977.00
	1 x 28 018 979-00	129.20
Total price:		1,106.20
Platinum	1 x 36 111 970-08	1,563.80
	1 x 28 018 979-08	206.70
Total price:		1,770.50
Brushed Platinum	1 x 36 111 970-06	1,563.00
	1 x 28 018 979-06	206.70
Total price:		1,769.70
Champagne (22kt Gold)	1 x 36 111 970-47	1,954.00
	1 x 28 018 979-47	258.40
Total price:		2,212.40
Brushed Champagne (23kt Gold)	1 x 36 111 970-46	1,954.00
	1 x 28 018 979-46	258.40
Total price:		2,212.40
Brushed Durabronze (23kt Gold)	1 x 36 111 970-28	1,954.00
	1 x 28 018 979-28	258.40
Total price:		2,212.40
Dark Chrome	1 x 36 111 970-19	1,465.50
	1 x 28 018 979-19	193.80
Total price:		1,659.30
Brushed Dark Platinum	1 x 36 111 970-99	1,758.10
	1 x 28 018 979-99	232.50
Total price:		1,990.60



Product alternative

Hand shower

- four settings: normal flow, soft flow, massage flow, cascade
- spray head Ø 120 mm
- max. flow 15 l/min

Hand shower see page 557.

For details and miscellaneous, see page 559.

		EUR
Chrome	28 012 979-00	224.70
Platinum	28 012 979-08	359.50
Brushed Platinum	28 012 979-06	359.50
Champagne (22kt Gold)	28 012 979-47	449.40
Brushed Champagne (23kt Gold)	28 012 979-46	449.40
Brushed Durabronze (23kt Gold)	28 012 979-28	449.40
Dark Chrome	28 012 979-19	337.10
Brushed Dark Platinum	28 012 979-99	404.50

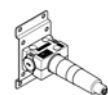


Product alternative

Hand shower

- normal flow
- spray head Ø 130 mm
- max. flow 6.8 l/min

		EUR
Chrome	28 017 979-00 0010	173.10
Platinum	28 017 979-08 0010	276.80
Brushed Platinum	28 017 979-06 0010	276.80
Champagne (22kt Gold)	28 017 979-47 0010	346.20
Brushed Champagne (23kt Gold)	28 017 979-46 0010	346.20
Brushed Durabronze (23kt Gold)	28 017 979-28 0010	346.20
Dark Chrome	28 017 979-19 0010	259.70
Brushed Dark Platinum	28 017 979-99 0010	311.40



Required miscellaneous

Concealed wall mounting

- min. recess depth 80 mm
- max. recess depth 105 mm

For details and miscellaneous, see page 584.

		EUR
Concealed rough parts	35 050 970 90	305.40



MEM

26 413 980 +
28 012 979



Shower set

- slide bar
- Pipe diameter 18 mm
- rosette 60 x 60 mm
- gauge 800 mm
- metal shower hose 1750 mm with integrated anti-twist protection
- shower hose connector 3/8"
- four settings: normal flow, soft flow, massage flow, cascade
- spray head Ø 120 mm
- max. flow 15 l/min

Intrinsic protection against back flow.

		EUR
Chrome	1 x 26 413 980-00	668.10
	1 x 28 012 979-00	224.70
Total price:		892.80
Platinum	1 x 26 413 980-08	1,068.40
	1 x 28 012 979-08	359.50
Total price:		1,427.90
Brushed Platinum	1 x 26 413 980-06	1,068.40
	1 x 28 012 979-06	359.50
Total price:		1,427.90
Champagne (22kt Gold)	1 x 26 413 980-47	1,336.20
	1 x 28 012 979-47	449.40
Total price:		1,785.60
Brushed Champagne (23kt Gold)	1 x 26 413 980-46	1,336.20
	1 x 28 012 979-46	449.40
Total price:		1,785.60
Brushed Durabronz (23kt Gold)	1 x 26 413 980-28	1,336.20
	1 x 28 012 979-28	449.40
Total price:		1,785.60
Dark Chrome	1 x 26 413 980-19	1,002.10
	1 x 28 012 979-19	337.10
Total price:		1,339.20
Brushed Dark Platinum	1 x 26 413 980-99	1,202.10
	1 x 28 012 979-99	404.50
Total price:		1,606.60



Product alternative

Hand shower

- three settings: normal flow, soft flow, massage flow
- spray head Ø 100 mm
- max. flow 15 l/min

Hand shower see page 557.

For details and miscellaneous, see page 558.

		EUR
Chrome	28 018 979-00	129.20
Platinum	28 018 979-08	206.70
Brushed Platinum	28 018 979-06	206.70
Champagne (22kt Gold)	28 018 979-47	258.40
Brushed Champagne (23kt Gold)	28 018 979-46	258.40
Brushed Durabronz (23kt Gold)	28 018 979-28	258.40
Dark Chrome	28 018 979-19	193.80
Brushed Dark Platinum	28 018 979-99	232.50



Product alternative

Hand shower

- normal flow
- spray head Ø 130 mm
- max. flow 6.8 l/min

		EUR
Chrome	28 017 979-00 0010	173.10
Platinum	28 017 979-08 0010	276.80
Brushed Platinum	28 017 979-06 0010	276.80
Champagne (22kt Gold)	28 017 979-47 0010	346.20
Brushed Champagne (23kt Gold)	28 017 979-46 0010	346.20
Brushed Durabronz (23kt Gold)	28 017 979-28 0010	346.20
Dark Chrome	28 017 979-19 0010	259.70
Brushed Dark Platinum	28 017 979-99 0010	311.40

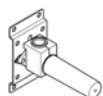


Optional miscellaneous

Wall elbow

For details and miscellaneous, see main items

		EUR
Chrome	28 450 980-00	157.20
Platinum	28 450 980-08	251.70
Brushed Platinum	28 450 980-06	251.70
Champagne (22kt Gold)	28 450 980-47	314.40
Brushed Champagne (23kt Gold)	28 450 980-46	314.40
Brushed Durabronz (23kt Gold)	28 450 980-28	314.40
Dark Chrome	28 450 980-19	236.00
Brushed Dark Platinum	28 450 980-99	283.00



Optional miscellaneous

Concealed wall elbow

- min. recess depth 90 mm
- max. recess depth 163 mm

For details and miscellaneous, see page 603.

		EUR
Concealed rough parts	35 085 970 90	116.90



CL.1



CYO



IMO



Lissé



LULU



Madison



MEM



Meta



Tara.



VAIA



Shower



Concealed articles



Miscellaneous



Kitchen

26 413 979 +
28 018 979**Shower set**

- slide bar
- Pipe diameter 18 mm
- gauge 853 mm
- metal shower hose 1750 mm with integrated anti-twist protection
- shower hose connector 3/8"
- three settings: normal flow, soft flow, massage flow
- spray head Ø 100 mm
- max. flow 15 l/min

		EUR
Chrome	1 x 26 413 979-00	400.10
	1 x 28 018 979-00	129.20
	Total price:	529.30
Platinum	1 x 26 413 979-08	640.10
	1 x 28 018 979-08	206.70
	Total price:	846.80
Brushed Platinum	1 x 26 413 979-06	652.50
	1 x 28 018 979-06	206.70
	Total price:	859.20
Champagne (22kt Gold)	1 x 26 413 979-47	800.20
	1 x 28 018 979-47	258.40
	Total price:	1,058.60
Brushed Champagne (23kt Gold)	1 x 26 413 979-46	800.20
	1 x 28 018 979-46	258.40
	Total price:	1,058.60
Brushed Durabronze (23kt Gold)	1 x 26 413 979-28	800.20
	1 x 28 018 979-28	258.40
	Total price:	1,058.60
Dark Chrome	1 x 26 413 979-19	600.30
	1 x 28 018 979-19	193.80
	Total price:	794.10
Brushed Dark Platinum	1 x 26 413 979-99	720.00
	1 x 28 018 979-99	232.50
	Total price:	952.50



Product alternative

Hand shower

- four settings: normal flow, soft flow, massage flow, cascade
- spray head Ø 120 mm
- max. flow 15 l/min

Hand shower see page 557.

For details and miscellaneous, see page 559.

		EUR
Chrome	28 012 979-00	224.70
Platinum	28 012 979-08	359.50
Brushed Platinum	28 012 979-06	359.50
Champagne (22kt Gold)	28 012 979-47	449.40
Brushed Champagne (23kt Gold)	28 012 979-46	449.40
Brushed Durabronze (23kt Gold)	28 012 979-28	449.40
Dark Chrome	28 012 979-19	337.10
Brushed Dark Platinum	28 012 979-99	404.50



Product alternative

Hand shower

- normal flow
- spray head Ø 130 mm
- max. flow 6.8 l/min

		EUR
Chrome	28 017 979-00 0010	173.10
Platinum	28 017 979-08 0010	276.80
Brushed Platinum	28 017 979-06 0010	276.80
Champagne (22kt Gold)	28 017 979-47 0010	346.20
Brushed Champagne (23kt Gold)	28 017 979-46 0010	346.20
Brushed Durabronze (23kt Gold)	28 017 979-28 0010	346.20
Dark Chrome	28 017 979-19 0010	259.70
Brushed Dark Platinum	28 017 979-99 0010	311.40

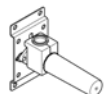


Optional miscellaneous

Wall elbow

For details and miscellaneous, see main items

		EUR
Chrome	28 450 980-00	157.20
Platinum	28 450 980-08	251.70
Brushed Platinum	28 450 980-06	251.70
Champagne (22kt Gold)	28 450 980-47	314.40
Brushed Champagne (23kt Gold)	28 450 980-46	314.40
Brushed Durabronze (23kt Gold)	28 450 980-28	314.40
Dark Chrome	28 450 980-19	236.00
Brushed Dark Platinum	28 450 980-99	283.00



Optional miscellaneous

Concealed wall elbow

- min. recess depth 90 mm
- max. recess depth 163 mm

For details and miscellaneous, see page 603.

		EUR
Concealed rough parts	35 085 970 90	116.90



MEM

34 459 980 +
28 018 979



Showerpipe with shower thermostat

- shower with fixed riser projection 453 mm
- overhead shower: rain flow
- rain shower 300 x 240 mm
- rain shower with anti-scale system
- max. rainshower flow 14 l/min
- hand shower: normal flow
- spray head Ø 100 mm
- max. hand shower flow 15 l/min
- rotary diverter with volume control and shut-off function
- slide-on rosettes Ø 70 mm
- height of fittings up to rain shower (bottom edge) 985 mm
- height of fittings up to top edge of elbow 1170 mm
- gauge 150 mm - 13 mm
- metal shower hose 1750 mm with integrated anti-twist protection
- 1/2" connection
- slide bar
- Pipe diameter 23.5 mm

		EUR
Chrome	1 x 34 459 980-00	2,930.90
	1 x 28 018 979-00	129.20
	Total price:	3,060.10
Platinum	1 x 34 459 980-08	4,689.40
	1 x 28 018 979-08	206.70
	Total price:	4,896.10
Brushed Platinum	1 x 34 459 980-06	4,689.50
	1 x 28 018 979-06	206.70
	Total price:	4,896.20
Champagne (22kt Gold)	1 x 34 459 980-47	5,861.80
	1 x 28 018 979-47	258.40
	Total price:	6,120.20
Brushed Champagne (23kt Gold)	1 x 34 459 980-46	5,861.80
	1 x 28 018 979-46	258.40
	Total price:	6,120.20
Brushed Durabross (23kt Gold)	1 x 34 459 980-28	5,861.80
	1 x 28 018 979-28	258.40
	Total price:	6,120.20
Dark Chrome	1 x 34 459 980-19	4,396.50
	1 x 28 018 979-19	193.80
	Total price:	4,590.30
Brushed Dark Platinum	1 x 34 459 980-99	5,275.60
	1 x 28 018 979-99	232.50
	Total price:	5,508.10



Product alternative

- Showerpipe with shower thermostat without hand shower**
- max. flow 12 l/min
- This article does not include a hand shower!**

		EUR
Chrome	34 458 980-00	2,930.90
Platinum	34 458 980-08	4,689.40
Brushed Platinum	34 458 980-06	4,689.40
Champagne (22kt Gold)	34 458 980-47	5,861.80
Brushed Champagne (23kt Gold)	34 458 980-46	5,861.80
Brushed Durabross (23kt Gold)	34 458 980-28	5,861.80
Dark Chrome	34 458 980-19	4,396.40
Brushed Dark Platinum	34 458 980-99	5,275.60



Product alternative

- Hand shower**
- four settings: normal flow, soft flow, massage flow, cascade
 - spray head Ø 120 mm
 - max. flow 15 l/min
- Hand shower see page 557.
For details and miscellaneous, see page 559.

		EUR
Chrome	28 012 979-00	224.70
Platinum	28 012 979-08	359.50
Brushed Platinum	28 012 979-06	359.50
Champagne (22kt Gold)	28 012 979-47	449.40
Brushed Champagne (23kt Gold)	28 012 979-46	449.40
Brushed Durabross (23kt Gold)	28 012 979-28	449.40
Dark Chrome	28 012 979-19	337.10
Brushed Dark Platinum	28 012 979-99	404.50



Product alternative

- Hand shower**
- normal flow
 - max. flow 6.8 l/min

		EUR
Chrome	28 019 979-00 0010	226.00
Platinum	28 019 979-08 0010	361.60
Brushed Platinum	28 019 979-06 0010	361.60
Champagne (22kt Gold)	28 019 979-47 0010	452.00
Brushed Champagne (23kt Gold)	28 019 979-46 0010	452.00
Brushed Durabross (23kt Gold)	28 019 979-28 0010	452.00
Dark Chrome	28 019 979-19 0010	339.00
Brushed Dark Platinum	28 019 979-99 0010	406.80



CL.1



CYO



IMO



Lissé



LULU



Madison



MEM



Meta



Tara



VAIA



Shower



Concealed articles



Miscellaneous



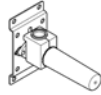
Kitchen

28 504 670

**Shower head**

- 180-210 mm projection
- ball-joint pivotable through 30°
- normal flow
- with anti-scale system
- spray head Ø 100 mm
- rosette 60 x 60 mm
- 1/2" connection
- max. flow 7 l/min

		EUR
Chrome	28 504 670-00	583.50
Platinum	28 504 670-08	933.60
Brushed Platinum	28 504 670-06	926.00
Champagne (22kt Gold)	28 504 670-47	1,167.00
Brushed Champagne (23kt Gold)	28 504 670-46	1,167.00
Brushed Durabronze (23kt Gold)	28 504 670-28	1,167.00
Dark Chrome	28 504 670-19	875.20
Brushed Dark Platinum	28 504 670-99	1,050.30



Optional miscellaneous

Concealed wall elbow

- min. recess depth 90 mm
- max. recess depth 163 mm

For details and miscellaneous, see page 603.

		EUR
Concealed rough parts	35 085 970 90	116.90

28 508 980

**Shower head**

- 200 mm projection
- ball-joint pivotable through 30°
- three settings: normal flow, soft flow, massage flow
- with anti-scale system
- spray head Ø 92 mm
- rosette 60 x 60 mm
- 1/2" connection
- max. flow 9 l/min

		EUR
Chrome	28 508 980-00	647.60
Platinum	28 508 980-08	1,036.20
Brushed Platinum	28 508 980-06	1,035.90
Champagne (22kt Gold)	28 508 980-47	1,295.20
Brushed Champagne (23kt Gold)	28 508 980-46	1,295.20
Brushed Durabronze (23kt Gold)	28 508 980-28	1,295.20
Dark Chrome	28 508 980-19	971.40
Brushed Dark Platinum	28 508 980-99	1,165.90

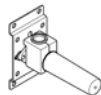


Product alternative

Shower head

- max. flow 6.8 l/min

		EUR
Chrome	28 508 980-00 0010	647.60
Platinum	28 508 980-08 0010	1,036.20
Brushed Platinum	28 508 980-06 0010	1,035.90
Champagne (22kt Gold)	28 508 980-47 0010	1,295.20
Brushed Champagne (23kt Gold)	28 508 980-46 0010	1,295.20
Brushed Durabronze (23kt Gold)	28 508 980-28 0010	1,295.20
Dark Chrome	28 508 980-19 0010	971.40
Brushed Dark Platinum	28 508 980-99 0010	1,165.90



Optional miscellaneous

Concealed wall elbow

- min. recess depth 90 mm
- max. recess depth 163 mm

For details and miscellaneous, see page 603.

		EUR
Concealed rough parts	35 085 970 90	116.90



MEM

28 765 980



Rain shower with wall fixing 300 x 240 mm

- 450 mm projection
- rain shower 300 x 240 mm
- rain flow
- max. flow 14 l/min
- rosette 60 x 60 mm
- 1/2" connection
- with anti-scale system
- quick clearing

		EUR
Chrome	28 765 980-00	1,455.00
Platinum	28 765 980-08	2,327.90
Brushed Platinum	28 765 980-06	2,327.90
Champagne (22kt Gold)	28 765 980-47	2,910.00
Brushed Champagne (23kt Gold)	28 765 980-46	2,910.00
Brushed Durabronz (23kt Gold)	28 765 980-28	2,910.00
Dark Chrome	28 765 980-19	2,182.50
Brushed Dark Platinum	28 765 980-99	2,619.00

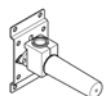


Product alternative

Rain shower with wall fixing 300 x 240 mm

- max. flow 12 l/min

		EUR
Chrome	28 764 980-00	1,455.00
Platinum	28 764 980-08	2,328.00
Brushed Platinum	28 764 980-06	2,328.00
Champagne (22kt Gold)	28 764 980-47	2,910.00
Brushed Champagne (23kt Gold)	28 764 980-46	2,910.00
Brushed Durabronz (23kt Gold)	28 764 980-28	2,910.00
Dark Chrome	28 764 980-19	2,182.50
Brushed Dark Platinum	28 764 980-99	2,619.00



Optional miscellaneous

Concealed wall elbow

- min. recess depth 90 mm
- max. recess depth 163 mm

For details and miscellaneous, see page 603.

		EUR
Concealed rough parts	35 085 970 90	116.90

28 775 980



Rain shower with ceiling fixing 300 x 240 mm

- rain shower 300 x 240 mm
- rain flow
- max. flow 14 l/min
- distance between ceiling and lower edge of the shower 165 mm
- rosette 60 x 60, as required
- 1/2" connection
- with anti-scale system
- quick clearing

		EUR
Chrome	28 775 980-00	1,236.80
Platinum	28 775 980-08	1,978.90
Brushed Platinum	28 775 980-06	1,978.90
Champagne (22kt Gold)	28 775 980-47	2,473.60
Brushed Champagne (23kt Gold)	28 775 980-46	2,473.60
Brushed Durabronz (23kt Gold)	28 775 980-28	2,473.60
Dark Chrome	28 775 980-19	1,855.10
Brushed Dark Platinum	28 775 980-99	2,226.10

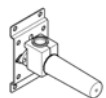


Product alternative

Rain shower with ceiling fixing 300 x 240 mm

- max. flow 12 l/min

		EUR
Chrome	28 774 980-00	1,236.80
Platinum	28 774 980-08	1,978.90
Brushed Platinum	28 774 980-06	1,978.90
Champagne (22kt Gold)	28 774 980-47	2,473.60
Brushed Champagne (23kt Gold)	28 774 980-46	2,473.60
Brushed Durabronz (23kt Gold)	28 774 980-28	2,473.60
Dark Chrome	28 774 980-19	1,855.20
Brushed Dark Platinum	28 774 980-99	2,226.20



Optional miscellaneous

Concealed wall elbow

- min. recess depth 90 mm
- max. recess depth 163 mm

For details and miscellaneous, see page 603.

		EUR
Concealed rough parts	35 085 970 90	116.90



CL.1



CYO



IMO



Lissé



LULU



Madison



MEM



Meta



Tara.



VAIA



Shower



Concealed articles



Miscellaneous



Kitchen

28 041 980


Rain shower for surface-mounted ceiling installation 300 x 240 mm

- rain shower 300 x 240 mm
- Rain flow, max. flow rate 12 l/min
- Spray flow, max. flow rate 6 l/min
- Distance to ceiling from bottom edge of shower 40 mm
- with anti-scale system

		EUR
Chrome	28 041 980-00	710.90
Platinum	28 041 980-08	1,137.50
Brushed Platinum	28 041 980-06	1,137.50
Champagne (22kt Gold)	28 041 980-47	1,421.80
Brushed Champagne (23kt Gold)	28 041 980-46	1,421.80
Brushed Durabronz (23kt Gold)	28 041 980-28	1,421.80
Dark Chrome	28 041 980-19	1,066.40
Brushed Dark Platinum	28 041 980-99	1,279.60



Required miscellaneous

Concealed ceiling installation box with ceiling fixing

- min. recess depth 90 mm
- max. recess depth 115 mm

For details and miscellaneous, see page 602.

		EUR
	35 041 970 90	473.90

28 042 980


Rain shower for surface-mounted ceiling installation with light 300 x 240 mm

- rain shower 300 x 240 mm
 - Rain flow, max. flow rate 12 l/min
 - Spray flow, max. flow rate 6 l/min
 - Distance to ceiling from bottom edge of shower 40 mm
 - with anti-scale system
 - central LED Spot 3000 K
- includes light bulbs with a Class F energy efficiency

		EUR
Chrome	28 042 980-00	1,068.10
Platinum	28 042 980-08	1,709.00
Brushed Platinum	28 042 980-06	1,709.00
Champagne (22kt Gold)	28 042 980-47	2,136.20
Brushed Champagne (23kt Gold)	28 042 980-46	2,136.20
Brushed Durabronz (23kt Gold)	28 042 980-28	2,136.20
Dark Chrome	28 042 980-19	1,602.20
Brushed Dark Platinum	28 042 980-99	1,922.70



Required miscellaneous

Concealed ceiling installation box for surface-mounted ceiling installation with light

- min. recess depth 90 mm
- max. recess depth 115 mm

For details and miscellaneous, see page 602.

		EUR
	35 042 970 90	712.00

28 043 980


Rain shower for recessed ceiling installation 300 x 240 mm

- rain shower 300 x 240 mm
- Rain flow, max. flow rate 12 l/min
- Spray flow, max. flow rate 6 l/min
- min. recess depth 137,5 mm
- with anti-scale system

		EUR
Chrome	28 043 980-00	1,425.30
Platinum	28 043 980-08	2,280.40
Brushed Platinum	28 043 980-06	2,280.40
Champagne (22kt Gold)	28 043 980-47	2,850.60
Brushed Champagne (23kt Gold)	28 043 980-46	2,850.60
Brushed Durabronz (23kt Gold)	28 043 980-28	2,850.60
Dark Chrome	28 043 980-19	2,137.90
Brushed Dark Platinum	28 043 980-99	2,565.50



Required miscellaneous

Concealed ceiling installation box for recessed ceiling installation

- recess depth 137 mm

For details and miscellaneous, see page 601.

		EUR
	35 043 970 90	950.20

28 044 980



Rain shower for recessed ceiling installation with light 300 x 240 mm

- rain shower 300 x 240 mm
 - Rain flow, max. flow rate 12 l/min
 - Spray flow, max. flow rate 6 l/min
 - min. recess depth 137,5 mm
 - with anti-scale system
 - central RGBW LED spot
 - RGBW LED ambient lighting
- includes light bulbs with a Class G energy efficiency

		EUR
Chrome	28 044 980-00	2,139.70
Platinum	28 044 980-08	3,423.50
Brushed Platinum	28 044 980-06	3,423.50
Champagne (22kt Gold)	28 044 980-47	4,279.40
Brushed Champagne (23kt Gold)	28 044 980-46	4,279.40
Brushed Durabronze (23kt Gold)	28 044 980-28	4,279.40
Dark Chrome	28 044 980-19	3,209.50
Brushed Dark Platinum	28 044 980-99	3,851.40



Required miscellaneous

Concealed ceiling installation box for recessed ceiling installation with light

- recess depth 137 mm

For details and miscellaneous, see page 602.

		EUR
	35 044 970 90	1,426.50

27 802 970



Hand shower set with integrated shower holder

- normal flow
- with anti-scale system
- 3/8" shower outlet
- metal shower hose 1250 mm with integrated anti-twist protection
- rosette 60 x 60 mm
- 1/2" connection
- max. flow 15 l/min

Intrinsic protection against back flow.

		EUR
Chrome	27 802 970-00	447.00
Platinum	27 802 970-08	714.40
Brushed Platinum	27 802 970-06	714.40
Champagne (22kt Gold)	27 802 970-47	894.00
Brushed Champagne (23kt Gold)	27 802 970-46	894.00
Brushed Durabronze (23kt Gold)	27 802 970-28	894.00
Dark Chrome	27 802 970-19	670.60
Brushed Dark Platinum	27 802 970-99	804.20

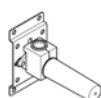


Product alternative

Hand shower set with integrated shower holder

- max. flow 6,8 l/min

		EUR
Chrome	27 802 970-00 0010	447.00
Platinum	27 802 970-08 0010	714.40
Brushed Platinum	27 802 970-06 0010	714.40
Champagne (22kt Gold)	27 802 970-47 0010	894.00
Brushed Champagne (23kt Gold)	27 802 970-46 0010	894.00
Brushed Durabronze (23kt Gold)	27 802 970-28 0010	894.00
Dark Chrome	27 802 970-19 0010	670.60
Brushed Dark Platinum	27 802 970-99 0010	804.20



Optional miscellaneous

Concealed wall elbow

- min. recess depth 90 mm
- max. recess depth 163 mm

For details and miscellaneous, see page 603.

		EUR
Concealed rough parts	35 085 970 90	116.90



CL.1



CYO



IMO



Lissé



LULU



Madison



MEM



Meta



Tara.



VAIA



Shower



Concealed articles



Miscellaneous



Kitchen

27 808 980

**Hand shower set with individual rosettes**

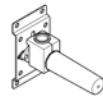
- normal flow
- with anti-scale system
- 3/8" shower outlet
- rosette for wall elbow 60 x 60 mm
- rosette for shower holder 60 x 60 mm
- metal shower hose 1250 mm with integrated anti-twist protection
- 1/2" wall elbow
- max. flow 15 l/min

Intrinsic protection against back flow.

Product alternative

Hand shower set with individual rosettes

- max. flow 6,8 l/min



Optional miscellaneous

Concealed wall elbow

- min. recess depth 90 mm
- max. recess depth 163 mm

For details and miscellaneous, see page 603.

		EUR
Chrome	27 808 980-00	674.50
Platinum	27 808 980-08	1,079.10
Brushed Platinum	27 808 980-06	1,079.10
Champagne (22kt Gold)	27 808 980-47	1,349.00
Brushed Champagne (23kt Gold)	27 808 980-46	1,349.00
Brushed Durabronze (23kt Gold)	27 808 980-28	1,349.00
Dark Chrome	27 808 980-19	1,011.70
Brushed Dark Platinum	27 808 980-99	1,213.80

		EUR
Chrome	27 808 980-00 0010	674.50
Platinum	27 808 980-08 0010	1,079.10
Brushed Platinum	27 808 980-06 0010	1,079.10
Champagne (22kt Gold)	27 808 980-47 0010	1,349.00
Brushed Champagne (23kt Gold)	27 808 980-46 0010	1,349.00
Brushed Durabronze (23kt Gold)	27 808 980-28 0010	1,349.00
Dark Chrome	27 808 980-19 0010	1,011.70
Brushed Dark Platinum	27 808 980-99 0010	1,213.80

		EUR
Concealed rough parts	35 085 970 90	116.90

27 809 980

**Hand shower set with individual rosettes with volume control**

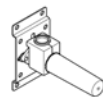
- with volume control
- normal flow
- with anti-scale system
- 3/8" shower outlet
- rosette for wall elbow 60 x 60 mm
- rosette for shower holder 60 x 60 mm
- metal shower hose 1250 mm with integrated anti-twist protection
- 1/2" wall elbow
- max. flow 15 l/min

Intrinsic protection against back flow.

Product alternative

Hand shower set with individual rosettes with volume control

- max. flow 6,8 l/min



Optional miscellaneous

Concealed wall elbow

- min. recess depth 90 mm
- max. recess depth 163 mm

For details and miscellaneous, see page 603.

		EUR
Chrome	27 809 980-00	848.20
Platinum	27 809 980-08	1,357.00
Brushed Platinum	27 809 980-06	1,357.20
Champagne (22kt Gold)	27 809 980-47	1,696.40
Brushed Champagne (23kt Gold)	27 809 980-46	1,696.40
Brushed Durabronze (23kt Gold)	27 809 980-28	1,696.40
Dark Chrome	27 809 980-19	1,272.50
Brushed Dark Platinum	27 809 980-99	1,526.70

		EUR
Chrome	27 809 980-00 0010	848.20
Platinum	27 809 980-08 0010	1,357.00
Brushed Platinum	27 809 980-06 0010	1,357.20
Champagne (22kt Gold)	27 809 980-47 0010	1,696.40
Brushed Champagne (23kt Gold)	27 809 980-46 0010	1,696.40
Brushed Durabronze (23kt Gold)	27 809 980-28 0010	1,696.40
Dark Chrome	27 809 980-19 0010	1,272.50
Brushed Dark Platinum	27 809 980-99 0010	1,526.70

		EUR
Concealed rough parts	35 085 970 90	116.90



27 809 985



Hand shower set with individual rosettes with volume control

- with volume control
- normal flow
- with anti-scale system
- 3/8" shower outlet
- rosette for wall elbow 60 x 60 mm
- rosette for shower holder 60 x 60 mm
- metal shower hose 1250 mm with integrated anti-twist protection
- 1/2" wall elbow
- max. flow 15 l/min

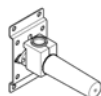
Intrinsic protection against back flow.



Product alternative

Hand shower set with individual rosettes with volume control

- max. flow 6,8 l/min



Optional miscellaneous

Concealed wall elbow

- min. recess depth 90 mm
- max. recess depth 163 mm

For details and miscellaneous, see page 603.

		EUR
Chrome	27 809 985-00	885.30
Platinum	27 809 985-08	1,416.40
Brushed Platinum	27 809 985-06	1,416.60
Champagne (22kt Gold)	27 809 985-47	1,770.60
Brushed Champagne (23kt Gold)	27 809 985-46	1,770.60
Brushed Durabronz (23kt Gold)	27 809 985-28	1,770.60
Dark Chrome	27 809 985-19	1,328.00
Brushed Dark Platinum	27 809 985-99	1,593.40

		EUR
Chrome	27 809 985-00 0010	885.30
Platinum	27 809 985-08 0010	1,416.40
Brushed Platinum	27 809 985-06 0010	1,416.60
Champagne (22kt Gold)	27 809 985-47 0010	1,770.60
Brushed Champagne (23kt Gold)	27 809 985-46 0010	1,770.60
Brushed Durabronz (23kt Gold)	27 809 985-28 0010	1,770.60
Dark Chrome	27 809 985-19 0010	1,328.00
Brushed Dark Platinum	27 809 985-99 0010	1,593.40

		EUR
Concealed rough parts	35 085 970 90	116.90

27 818 980



Hand shower set with cover plate

- normal flow
- with anti-scale system
- 3/8" shower outlet
- cover plate 240 x 60 mm
- metal shower hose 1250 mm with integrated anti-twist protection
- 1/2" wall elbow
- max. flow 15 l/min

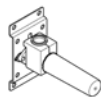
Intrinsic protection against back flow.



Product alternative

Hand shower set with cover plate

- max. flow 6,8 l/min



Optional miscellaneous

Concealed wall elbow

- min. recess depth 90 mm
- max. recess depth 163 mm

For details and miscellaneous, see page 603.

		EUR
Chrome	27 818 980-00	801.90
Platinum	27 818 980-08	1,283.30
Brushed Platinum	27 818 980-06	1,282.70
Champagne (22kt Gold)	27 818 980-47	1,603.80
Brushed Champagne (23kt Gold)	27 818 980-46	1,603.80
Brushed Durabronz (23kt Gold)	27 818 980-28	1,603.80
Dark Chrome	27 818 980-19	1,202.90
Brushed Dark Platinum	27 818 980-99	1,443.30

		EUR
Chrome	27 818 980-00 0010	801.90
Platinum	27 818 980-08 0010	1,283.30
Brushed Platinum	27 818 980-06 0010	1,282.70
Champagne (22kt Gold)	27 818 980-47 0010	1,603.80
Brushed Champagne (23kt Gold)	27 818 980-46 0010	1,603.80
Brushed Durabronz (23kt Gold)	27 818 980-28 0010	1,603.80
Dark Chrome	27 818 980-19 0010	1,202.90
Brushed Dark Platinum	27 818 980-99 0010	1,443.30

		EUR
Concealed rough parts	35 085 970 90	116.90



CL.1



CYO



IMO



Lissé



LULU



Madison



MEM



Meta



Tara



VAIA



Shower



Concealed articles



Miscellaneous



Kitchen

28 528 782

**Body spray without volume control**

- ball-joint pivotable through 25° (in any direction)
- rain flow
- anti-scale system
- rosette 60 x 60 mm
- 1/2" connection
- max. flow 7 l/min
- spray head Ø 55 mm

		EUR
Chrome	28 528 782-00	360.20
Platinum	28 528 782-08	576.30
Brushed Platinum	28 528 782-06	576.30
Champagne (22kt Gold)	28 528 782-47	720.40
Brushed Champagne (23kt Gold)	28 528 782-46	720.40
Brushed Durabronze (23kt Gold)	28 528 782-28	720.40
Dark Chrome	28 528 782-19	540.30
Brushed Dark Platinum	28 528 782-99	648.40

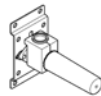


Product alternative

Body spray without volume control

- max. flow 5 l/min

		EUR
Chrome	28 518 782-00	360.20
Platinum	28 518 782-08	576.50
Brushed Platinum	28 518 782-06	576.50
Champagne (22kt Gold)	28 518 782-47	720.40
Brushed Champagne (23kt Gold)	28 518 782-46	720.40
Brushed Durabronze (23kt Gold)	28 518 782-28	720.40
Dark Chrome	28 518 782-19	540.30
Brushed Dark Platinum	28 518 782-99	648.50



Optional miscellaneous

Concealed wall elbow

- min. recess depth 90 mm
- max. recess depth 163 mm

For details and miscellaneous, see page 603.

		EUR
Concealed rough parts	35 085 970 90	116.90

36 525 979

**WATER POINTS Concealed body spray**

- rain flow
- with anti-scale system
- cover plate 120 x 120 mm
- max. flow 9 l/min

		EUR
Chrome	36 525 979-00	523.30
Platinum	36 525 979-08	837.30
Brushed Platinum	36 525 979-06	837.30
Champagne (22kt Gold)	36 525 979-47	1,046.60
Brushed Champagne (23kt Gold)	36 525 979-46	1,046.60
Brushed Durabronze (23kt Gold)	36 525 979-28	1,046.60
Dark Chrome	36 525 979-19	785.00
Brushed Dark Platinum	36 525 979-99	941.90

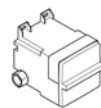


Product alternative

WATER POINTS Concealed body spray

- max. flow 6 l/min

		EUR
Chrome	36 515 979-00	523.30
Platinum	36 515 979-08	836.90
Brushed Platinum	36 515 979-06	836.90
Champagne (22kt Gold)	36 515 979-47	1,046.60
Brushed Champagne (23kt Gold)	36 515 979-46	1,046.60
Brushed Durabronze (23kt Gold)	36 515 979-28	1,046.60
Dark Chrome	36 515 979-19	785.10
Brushed Dark Platinum	36 515 979-99	941.90



Required miscellaneous

Concealed wall installation box

- min. recess depth 85 mm
- max. recess depth 110 mm

For details and miscellaneous, see page 597.

		EUR
Concealed rough parts	35 205 970 90	212.30



Required miscellaneous

xGRID Installation track 555 mm

		EUR
Concealed rough parts	12 360 970 90	106.80



Required miscellaneous

WATER POINTS Adapter plate

		EUR
	12 305 970 90	34.30



Optional miscellaneous

xGRID Attachment set for integrating in the dry wall construction

		EUR
Concealed rough parts	12 340 970 90	107.50

36 527 979



WATER BAR Concealed body spray

- rain flow
- with anti-scale system
- cover plate 240 x 60 mm
- 1/2" connection
- max. flow 9 l/min

		EUR
Chrome	36 527 979-00	808.10
Platinum	36 527 979-08	1,293.00
Brushed Platinum	36 527 979-06	1,293.00
Champagne (22kt Gold)	36 527 979-47	1,616.20
Brushed Champagne (23kt Gold)	36 527 979-46	1,616.20
Brushed Durabronz (23kt Gold)	36 527 979-28	1,616.20
Dark Chrome	36 527 979-19	1,212.20
Brushed Dark Platinum	36 527 979-99	1,454.60



Product alternative

WATER BAR Concealed body spray

- max. flow 6 l/min

		EUR
Chrome	36 517 979-00	808.10
Platinum	36 517 979-08	1,293.20
Brushed Platinum	36 517 979-06	1,293.20
Champagne (22kt Gold)	36 517 979-47	1,616.20
Brushed Champagne (23kt Gold)	36 517 979-46	1,616.20
Brushed Durabronz (23kt Gold)	36 517 979-28	1,616.20
Dark Chrome	36 517 979-19	1,212.20
Brushed Dark Platinum	36 517 979-99	1,454.30



Required miscellaneous

Concealed wall installation box

- min. recess depth 100 mm
- max. recess depth 173 mm

For details and miscellaneous, see page 597.

		EUR
Concealed rough parts	35 206 970 90	287.20



Required miscellaneous

xGRID Installation track 555 mm

		EUR
Concealed rough parts	12 360 970 90	106.80



Optional miscellaneous

xGRID Attachment set for integrating in the dry wall construction

		EUR
Concealed rough parts	12 340 970 90	107.50

36 514 979



WATER CURVE Concealed body spray

- forceful flat water jet
- horizontal water jet
- water jet adjustable
- cover plate 120 x 60 mm
- 1/2" connection
- max. flow 10 l/min

		EUR
Chrome	36 514 979-00	1,051.60
Platinum	36 514 979-08	1,682.50
Brushed Platinum	36 514 979-06	1,682.50
Champagne (22kt Gold)	36 514 979-47	2,103.20
Brushed Champagne (23kt Gold)	36 514 979-46	2,103.20
Brushed Durabronz (23kt Gold)	36 514 979-28	2,103.20
Dark Chrome	36 514 979-19	1,577.30
Brushed Dark Platinum	36 514 979-99	1,892.90



Optional miscellaneous

Concealed wall elbow

- min. recess depth 90 mm
- max. recess depth 163 mm

For details and miscellaneous, see page 603.

		EUR
Concealed rough parts	35 085 970 90	116.90



CL.1



CYO



IMO



Lissé



LULU



Madison



MEM



Meta



Tara



VAIA



Shower



Concealed articles



Miscellaneous



Kitchen

36 513 979

**WATER FAN vertical Concealed body spray**

- forceful flat water jet
- vertical water jet
- water jet adjustable
- cover plate 240 x 60 mm
- 1/2" connection
- max. flow 10 l/min

		EUR
Chrome	36 513 979-00	784.50
Platinum	36 513 979-08	1,255.70
Brushed Platinum	36 513 979-06	1,255.70
Champagne (22kt Gold)	36 513 979-47	1,569.00
Brushed Champagne (23kt Gold)	36 513 979-46	1,569.00
Brushed Durabronze (23kt Gold)	36 513 979-28	1,569.00
Dark Chrome	36 513 979-19	1,176.80
Brushed Dark Platinum	36 513 979-99	1,412.00

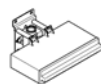


Product alternative

WATER FAN horizontal Concealed body spray

- horizontal water jet
- max. flow 10 l/min

		EUR
Chrome	36 512 979-00	784.50
Platinum	36 512 979-08	1,255.70
Brushed Platinum	36 512 979-06	1,255.70
Champagne (22kt Gold)	36 512 979-47	1,569.00
Brushed Champagne (23kt Gold)	36 512 979-46	1,569.00
Brushed Durabronze (23kt Gold)	36 512 979-28	1,569.00
Dark Chrome	36 512 979-19	1,176.80
Brushed Dark Platinum	36 512 979-99	1,412.00



Required miscellaneous

Concealed wall installation box

- min. recess depth 100 mm
- max. recess depth 173 mm

For details and miscellaneous, see page 597.

		EUR
Concealed rough parts	35 206 970 90	287.20



Required miscellaneous

xGRID Installation track 555 mm

		EUR
Concealed rough parts	12 360 970 90	106.80



Optional miscellaneous

xGRID Attachment set for integrating in the dry wall construction

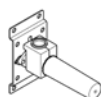
		EUR
Concealed rough parts	12 340 970 90	107.50

13 415 979

**WATER SHEET Cascade spout for wall mounting**

- 150 mm projection
- cascade
- cover plate 240 x 60 mm
- 1/2" connection
- plug-link mounting
- max. flow 26.5 l/min at 3 bar flow pressure

		EUR
Chrome	13 415 979-00	1,083.10
Platinum	13 415 979-08	1,732.90
Brushed Platinum	13 415 979-06	1,732.90
Champagne (22kt Gold)	13 415 979-47	2,166.20
Brushed Champagne (23kt Gold)	13 415 979-46	2,166.20
Brushed Durabronze (23kt Gold)	13 415 979-28	2,166.20
Dark Chrome	13 415 979-19	1,624.80
Brushed Dark Platinum	13 415 979-99	1,949.50



Optional miscellaneous


Concealed wall elbow

- min. recess depth 90 mm
- max. recess depth 163 mm

For details and miscellaneous, see page 603.

		EUR
Concealed rough parts	35 085 970 90	116.90

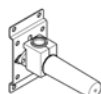
13 420 979



WATER FALL Cascade spout for wall mounting

- 120 mm projection
- cascade
- cover plate 240 x 60 mm
- 1/2" connection
- plug-link mounting
- max. flow 26.5 l/min at 3 bar flow pressure

		EUR
Chrome	13 420 979-00	1,547.40
Platinum	13 420 979-08	2,476.20
Brushed Platinum	13 420 979-06	2,476.20
Champagne (22kt Gold)	13 420 979-47	3,094.80
Brushed Champagne (23kt Gold)	13 420 979-46	3,094.80
Brushed Durabronze (23kt Gold)	13 420 979-28	3,094.80
Dark Chrome	13 420 979-19	2,321.20
Brushed Dark Platinum	13 420 979-99	2,785.40



Optional miscellaneous

- Concealed wall elbow**
- min. recess depth 90 mm
 - max. recess depth 163 mm

For details and miscellaneous, see page 603.

		EUR
Concealed rough parts	35 085 970 90	116.90

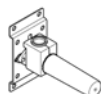
13 425 979



WATER FALL Cascade spout with individual jets for wall mounting

- 22 mm projection
- PEARLSTREAM
- plate 240 mm x 60 mm
- connection 1/2", for shortening
- plug-link mounting
- max. flow 9.5 l/min

		EUR
Chrome	13 425 979-00	1,149.80
Platinum	13 425 979-08	1,839.70
Brushed Platinum	13 425 979-06	1,839.70
Champagne (22kt Gold)	13 425 979-47	2,299.60
Brushed Champagne (23kt Gold)	13 425 979-46	2,299.60
Brushed Durabronze (23kt Gold)	13 425 979-28	2,299.60
Dark Chrome	13 425 979-19	1,724.50
Brushed Dark Platinum	13 425 979-99	2,069.40



Optional miscellaneous

- Concealed wall elbow**
- min. recess depth 90 mm
 - max. recess depth 163 mm

For details and miscellaneous, see page 603.

		EUR
Concealed rough parts	35 085 970 90	116.90

27 838 979



Affusion pipe with cover plate

- laminar flow
- 3/8" shower outlet
- cover plate 240 x 60 mm
- metal shower hose 1250 mm with integrated anti-twist protection
- 1/2" connection
- plug-link mounting
- max. flow 15 l/min

Intrinsic protection against back flow.



Product alternative

- Affusion pipe with cover plate**
- Max. flow rate 7 l/min

Optional miscellaneous

- Concealed wall elbow**
- min. recess depth 90 mm
 - max. recess depth 163 mm

For details and miscellaneous, see page 603.

		EUR
Chrome	27 838 979-00	859.50
Platinum	27 838 979-08	1,375.10
Brushed Platinum	27 838 979-06	1,375.10
Champagne (22kt Gold)	27 838 979-47	1,719.00
Brushed Champagne (23kt Gold)	27 838 979-46	1,719.00
Brushed Durabronze (23kt Gold)	27 838 979-28	1,719.00
Dark Chrome	27 838 979-19	1,289.30
Brushed Dark Platinum	27 838 979-99	1,547.00

		EUR
Chrome	27 858 979-00	859.50
Platinum	27 858 979-08	1,375.20
Brushed Platinum	27 858 979-06	1,375.20
Champagne (22kt Gold)	27 858 979-47	1,719.00
Brushed Champagne (23kt Gold)	27 858 979-46	1,719.00
Brushed Durabronze (23kt Gold)	27 858 979-28	1,719.00
Dark Chrome	27 858 979-19	978.50
Brushed Dark Platinum	27 858 979-99	1,547.10

		EUR
Concealed rough parts	35 085 970 90	116.90



CL.1



CYO



IMO



Lissé



LULU



Madison



MEM



Meta



Tara.



VAIA



Shower



Concealed articles



Miscellaneous



Kitchen

27 821 979 +
28 285 979**WATER TUBE Kneipp wall elbow**

- laminar flow
- max. flow 15 l/min
- with volume control
- individual rosette 60 x 60 mm
- holder for Kneipp hose
- 1/2" wall elbow
- hose nozzle with sleeve M33
- with holding ring

Intrinsic protection against back flow.

		EUR
Chrome	1 x 27 821 979-00	652.30
	1 x 28 285 979-00	99.80
	Total price:	752.10
Platinum	1 x 27 821 979-08	1,043.70
	1 x 28 285 979-08	159.60
	Total price:	1,203.30
Brushed Platinum	1 x 27 821 979-06	1,043.70
	1 x 28 285 979-06	159.70
	Total price:	1,203.40
Champagne (22kt Gold)	1 x 27 821 979-47	1,304.60
	1 x 28 285 979-47	199.60
	Total price:	1,504.20
Brushed Champagne (23kt Gold)	1 x 27 821 979-46	1,304.60
	1 x 28 285 979-46	199.60
	Total price:	1,504.20
Brushed Durabronze (23kt Gold)	1 x 27 821 979-28	1,304.60
	1 x 28 285 979-28	199.60
	Total price:	1,504.20
Dark Chrome	1 x 27 821 979-19	978.50
	1 x 28 285 979-19	149.70
	Total price:	1,128.20
Brushed Dark Platinum	1 x 27 821 979-99	1,174.30
	1 x 28 285 979-99	179.60
	Total price:	1,353.90



Product alternative

WATER TUBE Kneipp wall elbow with hose holder with individual rosettes

- max. flow 9 l/min

		EUR
Chrome	27 841 979-00	652.30
Platinum	27 841 979-08	1,043.70
Brushed Platinum	27 841 979-06	1,043.70
Champagne (22kt Gold)	27 841 979-47	1,304.60
Brushed Champagne (23kt Gold)	27 841 979-46	1,304.60
Brushed Durabronze (23kt Gold)	27 841 979-28	1,304.60
Dark Chrome	27 841 979-19	652.30
Brushed Dark Platinum	27 841 979-99	1,174.10

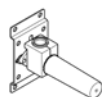


Product alternative

WATER TUBE Kneipp hose black 2000 mm

- hose nozzle with sleeve M33
- with holding ring

		EUR
Chrome	28 286 979-00	99.80
Platinum	28 286 979-08	159.60
Brushed Platinum	28 286 979-06	159.70
Champagne (22kt Gold)	28 286 979-47	199.60
Brushed Champagne (23kt Gold)	28 286 979-46	199.60
Brushed Durabronze (23kt Gold)	28 286 979-28	199.60
Dark Chrome	28 286 979-19	149.70
Brushed Dark Platinum	28 286 979-99	179.60



Optional miscellaneous

Concealed wall elbow

- min. recess depth 90 mm
- max. recess depth 163 mm

For details and miscellaneous, see page 603.

		EUR
Concealed rough parts	35 085 970 90	116.90



MEM

27 822 979 +
28 285 979



WATER TUBE Kneipp wall elbow

- laminar flow
- max. flow 15 l/min
- rosette 60 x 60 mm
- holder for Kneipp hose
- 1/2" wall elbow
- hose nozzle with sleeve M33
- with holding ring

Intrinsic protection against back flow.

		EUR
Chrome	1 x 27 822 979-00	552.30
	1 x 28 285 979-00	99.80
Total price:		652.10
Platinum	1 x 27 822 979-08	883.70
	1 x 28 285 979-08	159.60
Total price:		1,043.30
Brushed Platinum	1 x 27 822 979-06	883.70
	1 x 28 285 979-06	159.70
Total price:		1,043.40
Champagne (22kt Gold)	1 x 27 822 979-47	1,104.60
	1 x 28 285 979-47	199.60
Total price:		1,304.20
Brushed Champagne (23kt Gold)	1 x 27 822 979-46	1,104.60
	1 x 28 285 979-46	199.60
Total price:		1,304.20
Brushed Durabronze (23kt Gold)	1 x 27 822 979-28	1,104.60
	1 x 28 285 979-28	199.60
Total price:		1,304.20
Dark Chrome	1 x 27 822 979-19	828.40
	1 x 28 285 979-19	149.70
Total price:		978.10
Brushed Dark Platinum	1 x 27 822 979-99	994.20
	1 x 28 285 979-99	179.60
Total price:		1,173.80



Product alternative

WATER TUBE Kneipp wall elbow with individual rosettes with hose holder

- max. flow 9 l/min

		EUR
Chrome	27 842 979-00	552.30
Platinum	27 842 979-08	883.70
Brushed Platinum	27 842 979-06	883.70
Champagne (22kt Gold)	27 842 979-47	1,104.60
Brushed Champagne (23kt Gold)	27 842 979-46	1,104.60
Brushed Durabronze (23kt Gold)	27 842 979-28	1,104.60
Dark Chrome	27 842 979-19	552.30
Brushed Dark Platinum	27 842 979-99	994.10

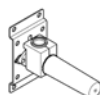


Product alternative

WATER TUBE Kneipp hose black 2000 mm

- hose nozzle with sleeve M33
- with holding ring

		EUR
Chrome	28 286 979-00	99.80
Platinum	28 286 979-08	159.60
Brushed Platinum	28 286 979-06	159.70
Champagne (22kt Gold)	28 286 979-47	199.60
Brushed Champagne (23kt Gold)	28 286 979-46	199.60
Brushed Durabronze (23kt Gold)	28 286 979-28	199.60
Dark Chrome	28 286 979-19	149.70
Brushed Dark Platinum	28 286 979-99	179.60



Optional miscellaneous

Concealed wall elbow

- min. recess depth 90 mm
- max. recess depth 163 mm

For details and miscellaneous, see page 603.

		EUR
Concealed rough parts	35 085 970 90	116.90

28 490 970

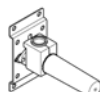


Wall elbow with integrated shower holder

- 3/8" shower outlet
- rosette 60 x 60 mm
- 1/2" connection

Intrinsic protection against back flow.

		EUR
Chrome	28 490 970-00	226.90
Platinum	28 490 970-08	363.30
Brushed Platinum	28 490 970-06	363.30
Champagne (22kt Gold)	28 490 970-47	453.80
Brushed Champagne (23kt Gold)	28 490 970-46	453.80
Brushed Durabronze (23kt Gold)	28 490 970-28	453.80
Dark Chrome	28 490 970-19	340.50
Brushed Dark Platinum	28 490 970-99	408.00



Optional miscellaneous

Concealed wall elbow

- min. recess depth 90 mm
- max. recess depth 163 mm

For details and miscellaneous, see page 603.

		EUR
Concealed rough parts	35 085 970 90	116.90



CL.1



CYO



IMO



Lissé



LULU



Madison



MEM



Meta



Tara



VAIA



Shower



Concealed articles



Miscellaneous



Kitchen

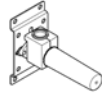
28 450 980

**Wall elbow**

- 3/8" shower outlet
- rosette 60 x 60 mm
- 1/2" connection

Intrinsic protection against back flow.

		EUR
Chrome	28 450 980-00	157.20
Platinum	28 450 980-08	251.70
Brushed Platinum	28 450 980-06	251.70
Champagne (22kt Gold)	28 450 980-47	314.40
Brushed Champagne (23kt Gold)	28 450 980-46	314.40
Brushed Durabronze (23kt Gold)	28 450 980-28	314.40
Dark Chrome	28 450 980-19	236.00
Brushed Dark Platinum	28 450 980-99	283.00



Optional miscellaneous

Concealed wall elbow

- min. recess depth 90 mm
- max. recess depth 163 mm

For details and miscellaneous, see page 603.

		EUR
Concealed rough parts	35 085 970 90	116.90

28 050 980

**Wall bracket**

- rosette 60 x 60 mm

		EUR
Chrome	28 050 980-00	204.10
Platinum	28 050 980-08	326.90
Brushed Platinum	28 050 980-06	326.90
Champagne (22kt Gold)	28 050 980-47	408.20
Brushed Champagne (23kt Gold)	28 050 980-46	408.20
Brushed Durabronze (23kt Gold)	28 050 980-28	408.20
Dark Chrome	28 050 980-19	306.20
Brushed Dark Platinum	28 050 980-99	367.40

28 060 970

**Wall bracket swivel**

		EUR
Chrome	28 060 970-00	188.20
Platinum	28 060 970-08	301.40
Brushed Platinum	28 060 970-06	301.40
Champagne (22kt Gold)	28 060 970-47	376.40
Brushed Champagne (23kt Gold)	28 060 970-46	376.40
Brushed Durabronze (23kt Gold)	28 060 970-28	376.40
Dark Chrome	28 060 970-19	282.40
Brushed Dark Platinum	28 060 970-99	338.90



MEM

29 210 782



Single-lever basin mixer

- hole diameter 35 mm
- rosette 60 x 60 mm
- 3x screw-in M 10 x 1 pressure hose, leak-tested

		EUR
Chrome	29 210 782-00	492.30
Platinum	29 210 782-08	787.50
Brushed Platinum	29 210 782-06	787.50
Champagne (22kt Gold)	29 210 782-47	984.60
Brushed Champagne (23kt Gold)	29 210 782-46	984.60
Brushed Durabross (23kt Gold)	29 210 782-28	984.60
Dark Chrome	29 210 782-19	738.50
Brushed Dark Platinum	29 210 782-99	886.10

34 442 979



Shower thermostat for wall mounting

- slide-on rosettes Ø 70 mm
- gauge 150 mm - 13 mm
- 3/8" shower outlet
- with volume control

Intrinsic protection against back flow.

		EUR
Chrome	34 442 979-00	667.70
Platinum	34 442 979-08	1,068.10
Brushed Platinum	34 442 979-06	1,068.10
Champagne (22kt Gold)	34 442 979-47	1,335.40
Brushed Champagne (23kt Gold)	34 442 979-46	1,335.40
Brushed Durabross (23kt Gold)	34 442 979-28	1,335.40
Dark Chrome	34 442 979-19	1,001.60
Brushed Dark Platinum	34 442 979-99	1,201.50

36 050 970

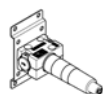


Concealed single-lever mixer with integrated shower connection

- without rosette

Intrinsic protection against back flow.

		EUR
Chrome	36 050 970-00	441.60
Platinum	36 050 970-08	706.20
Brushed Platinum	36 050 970-06	706.20
Champagne (22kt Gold)	36 050 970-47	883.20
Brushed Champagne (23kt Gold)	36 050 970-46	883.20
Brushed Durabross (23kt Gold)	36 050 970-28	883.20
Dark Chrome	36 050 970-19	662.40
Brushed Dark Platinum	36 050 970-99	795.30



Required miscellaneous

- Concealed wall mounting**
- min. recess depth 80 mm
 - max. recess depth 105 mm

For details and miscellaneous, see page 584.

		EUR
Concealed rough parts	35 050 970 90	305.40

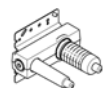
36 060 670



Concealed single-lever mixer with cover plate

- cover plate 80 x 80 mm

		EUR
Chrome	36 060 670-00	447.10
Platinum	36 060 670-08	722.00
Brushed Platinum	36 060 670-06	722.00
Champagne (22kt Gold)	36 060 670-47	894.20
Brushed Champagne (23kt Gold)	36 060 670-46	894.20
Brushed Durabross (23kt Gold)	36 060 670-28	894.20
Dark Chrome	36 060 670-19	670.80
Brushed Dark Platinum	36 060 670-99	804.90



Required miscellaneous

- Concealed wall-mounted single-lever mixer**
- min. recess depth 80 mm
 - max. recess depth 95 mm

For details and miscellaneous, see page 585.

		EUR
Concealed rough parts	35 860 970 90	213.80



CL.1



CYO



IMO



Lissé



LULU



Madison



MEM



Meta



Tara.



VAIA



Shower



Concealed articles



Miscellaneous



Kitchen

36 045 970



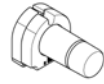
Concealed single-lever mixer with cover plate with integrated shower connection

- cover plate 80 x 80 mm

Intrinsic protection against back flow.

Article cannot be extended, please check the depth of the installation location!

		EUR
Chrome	36 045 970-00	455.20
Platinum	36 045 970-08	728.00
Brushed Platinum	36 045 970-06	728.00
Champagne (22kt Gold)	36 045 970-47	910.40
Brushed Champagne (23kt Gold)	36 045 970-46	910.40
Brushed Durabronze (23kt Gold)	36 045 970-28	910.40
Dark Chrome	36 045 970-19	682.90
Brushed Dark Platinum	36 045 970-99	819.80



Required miscellaneous

Concealed wall mounting

- min. recess depth 78 mm
- max. recess depth 103 mm

For details and miscellaneous, see page 583.

		EUR
Concealed rough parts	35 003 970 90	305.40

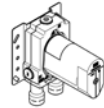
36 120 670



Concealed single-lever mixer with diverter

- automatic diverter
- cover plate 150 x 90 mm

		EUR
Chrome	36 120 670-00	573.60
Platinum	36 120 670-08	917.70
Brushed Platinum	36 120 670-06	917.70
Champagne (22kt Gold)	36 120 670-47	1,147.20
Brushed Champagne (23kt Gold)	36 120 670-46	1,147.20
Brushed Durabronze (23kt Gold)	36 120 670-28	1,147.20
Dark Chrome	36 120 670-19	860.30
Brushed Dark Platinum	36 120 670-99	1,032.40



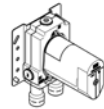
Required miscellaneous

Concealed single-lever mixer

- min. recess depth 80 mm
- max. recess depth 105 mm

For details and miscellaneous, see page 587.

		EUR
Concealed rough parts	35 020 970 90	225.50



Required miscellaneous

Concealed single-lever mixer with backflow preventor

- min. recess depth 80 mm
- max. recess depth 105 mm

For details and miscellaneous, see page 586.

		EUR
Concealed rough parts	35 021 970 90	322.20



Required miscellaneous

xGRID Installation track 555 mm

		EUR
Concealed rough parts	12 360 970 90	106.80



Optional miscellaneous

xGRID Attachment set for integrating in the dry wall construction

		EUR
Concealed rough parts	12 340 970 90	107.50



MEM

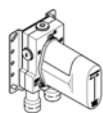
36 425 670



Concealed thermostat with one function volume control

- cover plate 150 x 90 mm
- temperature control handle with safety limit stop at 38 °C
- hot water temperature limiter, can be preset

		EUR
Chrome	36 425 670-00	719.60
Platinum	36 425 670-08	1,161.80
Brushed Platinum	36 425 670-06	1,161.80
Champagne (22kt Gold)	36 425 670-47	1,439.20
Brushed Champagne (23kt Gold)	36 425 670-46	1,439.20
Brushed Durabronze (23kt Gold)	36 425 670-28	1,439.20
Dark Chrome	36 425 670-19	1,079.50
Brushed Dark Platinum	36 425 670-99	1,295.40

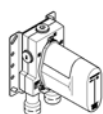


Required miscellaneous

- Concealed thermostat**
- min. recess depth 80 mm
 - max. recess depth 136 mm

For details and miscellaneous, see page 588.

		EUR
Concealed rough parts	35 425 970 90	414.80



Required miscellaneous

- Concealed thermostat with built-in isolators**
- min. recess depth 80 mm
 - max. recess depth 136 mm

For details and miscellaneous, see page 587.

		EUR
Concealed rough parts	35 426 970 90	435.70



Required miscellaneous

- xGRID Installation track 555 mm**

		EUR
Concealed rough parts	12 360 970 90	106.80



Optional miscellaneous

- xGRID Attachment set for integrating in the dry wall construction**

		EUR
Concealed rough parts	12 340 970 90	107.50

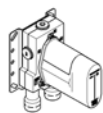
36 426 670



Concealed thermostat with two function volume control

- rotary diverter with volume control and shut-off function
- cover plate 150 x 90 mm
- temperature control handle with safety limit stop at 38 °C
- hot water temperature limiter, can be preset

		EUR
Chrome	36 426 670-00	853.20
Platinum	36 426 670-08	1,377.80
Brushed Platinum	36 426 670-06	1,377.80
Champagne (22kt Gold)	36 426 670-47	1,706.40
Brushed Champagne (23kt Gold)	36 426 670-46	1,706.40
Brushed Durabronze (23kt Gold)	36 426 670-28	1,706.40
Dark Chrome	36 426 670-19	1,279.90
Brushed Dark Platinum	36 426 670-99	1,535.70

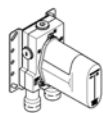


Required miscellaneous

- Concealed thermostat**
- min. recess depth 80 mm
 - max. recess depth 136 mm

For details and miscellaneous, see page 588.

		EUR
Concealed rough parts	35 425 970 90	414.80



Required miscellaneous

- Concealed thermostat with built-in isolators**
- min. recess depth 80 mm
 - max. recess depth 136 mm

For details and miscellaneous, see page 587.

		EUR
Concealed rough parts	35 426 970 90	435.70



Required miscellaneous

- xGRID Installation track 555 mm**

		EUR
Concealed rough parts	12 360 970 90	106.80



Optional miscellaneous

- xGRID Attachment set for integrating in the dry wall construction**

		EUR
Concealed rough parts	12 340 970 90	107.50



CL.1



CYO



IMO



Lissé



LULU



Madison



MEM



Meta



Tara.



VAIA



Shower



Concealed articles



Miscellaneous



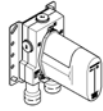
Kitchen

36 427 670

**Concealed thermostat with three function volume control**

- rotary diverter with volume control and shut-off function
- cover plate 150 x 90 mm
- temperature control handle with safety limit stop at 38 °C
- hot water temperature limiter, can be preset

		EUR
Chrome	36 427 670-00	904.70
Platinum	36 427 670-08	1,417.90
Brushed Platinum	36 427 670-06	1,460.60
Champagne (22kt Gold)	36 427 670-47	1,809.40
Brushed Champagne (23kt Gold)	36 427 670-46	1,809.40
Brushed Durabronz (23kt Gold)	36 427 670-28	1,809.40
Dark Chrome	36 427 670-19	1,357.00
Brushed Dark Platinum	36 427 670-99	1,628.30



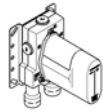
Required miscellaneous

Concealed thermostat

- min. recess depth 80 mm
- max. recess depth 136 mm

For details and miscellaneous, see page 589.

		EUR
Concealed rough parts	35 427 970 90	434.60



Required miscellaneous

Concealed thermostat with built-in isolators

- min. recess depth 80 mm
- max. recess depth 136 mm

For details and miscellaneous, see page 588.

		EUR
Concealed rough parts	35 428 970 90	455.90



Required miscellaneous

xGRID Installation track 555 mm

		EUR
Concealed rough parts	12 360 970 90	106.80



Optional miscellaneous

xGRID Attachment set for integrating in the dry wall construction

		EUR
Concealed rough parts	12 340 970 90	107.50



MEM

36 501 780 +
36 607 782

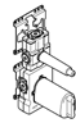


xTOOL Thermostat module with 1 valve

- cover plate 120 x 120 mm
- rosette 60 x 60 mm
- temperature control handle with safety limit stop at 38 °C
- thermostat cartridge
- head part with cut-to-length spindle and sleeve

36 501 985-FF can also be used as an alternative.

		EUR
Chrome	1 x 36 501 780-00	1,229.10
	1 x 36 607 782-00	261.30
	Total price:	1,490.40
Platinum	1 x 36 501 780-08	1,967.00
	1 x 36 607 782-08	417.90
	Total price:	2,384.90
Brushed Platinum	1 x 36 501 780-06	1,967.00
	1 x 36 607 782-06	417.90
	Total price:	2,384.90
Champagne (22kt Gold)	1 x 36 501 780-47	2,458.20
	1 x 36 607 782-47	522.60
	Total price:	2,980.80
Brushed Champagne (23kt Gold)	1 x 36 501 780-46	2,458.20
	1 x 36 607 782-46	522.60
	Total price:	2,980.80
Brushed Durabronze (23kt Gold)	1 x 36 501 780-28	2,458.20
	1 x 36 607 782-28	522.60
	Total price:	2,980.80
Dark Chrome	1 x 36 501 780-19	1,843.80
	1 x 36 607 782-19	391.90
	Total price:	2,235.70
Brushed Dark Platinum	1 x 36 501 780-99	2,212.60
	1 x 36 607 782-99	470.10
	Total price:	2,682.70



Required miscellaneous

xTOOL Concealed thermostat module with 1 valve

- min. recess depth 115 mm
- max. recess depth 155 mm

For details and miscellaneous, see page 591.

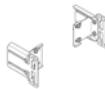
Required miscellaneous

xGRID Installation track 555 mm



Optional miscellaneous

xGRID Attachment set for integrating in the dry wall construction



		EUR
Concealed rough parts	35 511 970 90	674.20
Concealed rough parts	12 360 970 90	106.80
Concealed rough parts	12 340 970 90	107.50



CL.1



CYO



IMO



Lissé



LULU



Madison



MEM



Meta



Tara.



VAIA



Shower



Concealed articles



Miscellaneous



Kitchen

36 503 780 +
2x 36 607 782

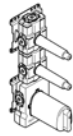


xTOOL Thermostat module with 2 valves

- cover plate 120 x 120 mm
- rosette 60 x 60 mm
- temperature control handle with safety limit stop at 38 °C
- thermostat cartridge
- 2x head part with cut-to-length spindle and sleeve

36 503 985-FF can also be used as an alternative.

		EUR
Chrome	1 x 36 503 780-00	1,229.10
	2 x 36 607 782-00	261.30
	Total price:	1,751.70
Platinum	1 x 36 503 780-08	1,967.00
	2 x 36 607 782-08	417.90
	Total price:	2,802.80
Brushed Platinum	1 x 36 503 780-06	1,967.00
	2 x 36 607 782-06	417.90
	Total price:	2,802.80
Champagne (22kt Gold)	1 x 36 503 780-47	2,458.20
	2 x 36 607 782-47	522.60
	Total price:	3,503.40
Brushed Champagne (23kt Gold)	1 x 36 503 780-46	2,458.20
	2 x 36 607 782-46	522.60
	Total price:	3,503.40
Brushed Durabross (23kt Gold)	1 x 36 503 780-28	2,458.20
	2 x 36 607 782-28	522.60
	Total price:	3,503.40
Dark Chrome	1 x 36 503 780-19	1,843.80
	2 x 36 607 782-19	391.90
	Total price:	2,627.60
Brushed Dark Platinum	1 x 36 503 780-99	2,212.60
	2 x 36 607 782-99	470.10
	Total price:	3,152.80



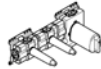
Required miscellaneous

xTOOL Concealed thermostat module with 2 valves

- min. recess depth 115 mm
- max. recess depth 155 mm

For details and miscellaneous, see page 592.

		EUR
Concealed rough parts	35 521 970 90	1,123.80



Required miscellaneous

xTOOL Concealed thermostat module with 2 valves

- min. recess depth 115 mm
- max. recess depth 155 mm

For details and miscellaneous, see page 593.

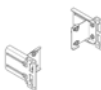
		EUR
Concealed rough parts	35 524 970 90	1,111.50



Required miscellaneous

xGRID Installation track 555 mm

		EUR
Concealed rough parts	12 360 970 90	106.80



Optional miscellaneous

xGRID Attachment set for integrating in the dry wall construction

		EUR
Concealed rough parts	12 340 970 90	107.50

36 503 780 +
3x 36 607 782

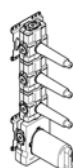


xTOOL Thermostat module with 3 valves

- cover plate 120 x 120 mm
- rosette 60 x 60 mm
- temperature control handle with safety limit stop at 38 °C
- thermostat cartridge
- 3x head part with cut-to-length spindle and sleeve

36 503 985-FF can also be used as an alternative.

		EUR
Chrome	1 x 36 503 780-00	1,229.10
	3 x 36 607 782-00	261.30
	Total price:	2,013.00
Platinum	1 x 36 503 780-08	1,967.00
	3 x 36 607 782-08	417.90
	Total price:	3,220.70
Brushed Platinum	1 x 36 503 780-06	1,967.00
	3 x 36 607 782-06	417.90
	Total price:	3,220.70
Champagne (22kt Gold)	1 x 36 503 780-47	2,458.20
	3 x 36 607 782-47	522.60
	Total price:	4,026.00
Brushed Champagne (23kt Gold)	1 x 36 503 780-46	2,458.20
	3 x 36 607 782-46	522.60
	Total price:	4,026.00
Brushed Durabronz (23kt Gold)	1 x 36 503 780-28	2,458.20
	3 x 36 607 782-28	522.60
	Total price:	4,026.00
Dark Chrome	1 x 36 503 780-19	1,843.80
	3 x 36 607 782-19	391.90
	Total price:	3,019.50
Brushed Dark Platinum	1 x 36 503 780-99	2,212.60
	3 x 36 607 782-99	470.10
	Total price:	3,622.90



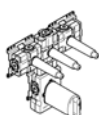
Required miscellaneous

xTOOL Concealed thermostat module with 3 valves

- min. recess depth 115 mm
- max. recess depth 155 mm

For details and miscellaneous, see page 594.

		EUR
Concealed rough parts	35 531 970 90	1,207.70



Required miscellaneous

xTOOL Concealed thermostat module with 3 valves

- min. recess depth 115 mm
- max. recess depth 155 mm

For details and miscellaneous, see page 595.

		EUR
Concealed rough parts	35 534 970 90	1,308.40



Required miscellaneous

xGRID Installation track 555 mm

		EUR
Concealed rough parts	12 360 970 90	106.80



Optional miscellaneous

xGRID Attachment set for integrating in the dry wall construction

		EUR
Concealed rough parts	12 340 970 90	107.50



CL.1



CYO



IMO



Lissé



LULU



Madison



MEM



Meta



Tara.



VAIA



Shower



Concealed articles



Miscellaneous



Kitchen

36 501 780

**xTOOL Concealed thermostat without volume control 1/2"**

- cover plate 120 x 120 mm
- temperature control handle with safety limit stop at 38 °C
- thermostat cartridge

		EUR
Chrome	36 501 780-00	1,229.10
Platinum	36 501 780-08	1,967.00
Brushed Platinum	36 501 780-06	1,967.00
Champagne (22kt Gold)	36 501 780-47	2,458.20
Brushed Champagne (23kt Gold)	36 501 780-46	2,458.20
Brushed Durabronz (23kt Gold)	36 501 780-28	2,458.20
Dark Chrome	36 501 780-19	1,843.80
Brushed Dark Platinum	36 501 780-99	2,212.60



Product alternative

xTOOL Concealed thermostat without volume control 3/4"

		EUR
Chrome	36 503 780-00	1,229.10
Platinum	36 503 780-08	1,967.00
Brushed Platinum	36 503 780-06	1,967.00
Champagne (22kt Gold)	36 503 780-47	2,458.20
Brushed Champagne (23kt Gold)	36 503 780-46	2,458.20
Brushed Durabronz (23kt Gold)	36 503 780-28	2,458.20
Dark Chrome	36 503 780-19	1,843.80
Brushed Dark Platinum	36 503 780-99	2,212.60



Required miscellaneous

xTOOL Concealed thermostat module without volume control

- min. recess depth 115 mm
- max. recess depth 155 mm

For details and miscellaneous, see page 590.

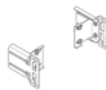
		EUR
Concealed rough parts	35 503 970 90	823.00



Required miscellaneous

xGRID Installation track 555 mm

		EUR
Concealed rough parts	12 360 970 90	106.80



Optional miscellaneous

xGRID Attachment set for integrating in the dry wall construction

		EUR
Concealed rough parts	12 340 970 90	107.50



MEM

36 501 985



xTOOL Concealed thermostat without volume control 1/2"

- cover plate 120 x 120 mm
- temperature control handle with safety limit stop at 38 °C
- thermostat cartridge

		EUR
Chrome	36 501 985-00	1,256.00
Platinum	36 501 985-08	2,009.70
Brushed Platinum	36 501 985-06	2,009.70
Champagne (22kt Gold)	36 501 985-47	2,512.00
Brushed Champagne (23kt Gold)	36 501 985-46	2,512.00
Brushed Durabronz (23kt Gold)	36 501 985-28	2,512.00
Dark Chrome	36 501 985-19	1,884.20
Brushed Dark Platinum	36 501 985-99	2,260.80



Product alternative

xTOOL Concealed thermostat without volume control 3/4"

		EUR
Chrome	36 503 985-00	1,256.00
Platinum	36 503 985-08	2,009.70
Brushed Platinum	36 503 985-06	2,009.70
Champagne (22kt Gold)	36 503 985-47	2,512.00
Brushed Champagne (23kt Gold)	36 503 985-46	2,512.00
Brushed Durabronz (23kt Gold)	36 503 985-28	2,512.00
Dark Chrome	36 503 985-19	1,884.20
Brushed Dark Platinum	36 503 985-99	2,260.80



Required miscellaneous

xTOOL Concealed thermostat module without volume control

- min. recess depth 95 mm
- max. recess depth 160 mm

For details and miscellaneous, see page 590.

		EUR
Concealed rough parts	35 503 970 90	823.00



Required miscellaneous

xGRID Installation track 555 mm

		EUR
Concealed rough parts	12 360 970 90	106.80



Optional miscellaneous

xGRID Attachment set for integrating in the dry wall construction

		EUR
Concealed rough parts	12 340 970 90	107.50

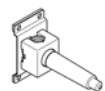
36 607 782



Wall valve clockwise closing 1/2"

- rosette 60 x 60 mm
- head part with cut-to-length spindle and sleeve

		EUR
Chrome	36 607 782-00	261.30
Platinum	36 607 782-08	417.90
Brushed Platinum	36 607 782-06	417.90
Champagne (22kt Gold)	36 607 782-47	522.60
Brushed Champagne (23kt Gold)	36 607 782-46	522.60
Brushed Durabronz (23kt Gold)	36 607 782-28	522.60
Dark Chrome	36 607 782-19	391.90
Brushed Dark Platinum	36 607 782-99	470.10



Required miscellaneous

Wall valve 1/2"

- min. recess depth 105 mm
- max. recess depth 150 mm

For details and miscellaneous, see page 595.

		EUR
Concealed rough parts	35 607 970 90	86.60



CL.1



CYO



IMO



Lissé



LULU



Madison



MEM



Meta



Tara.



VAIA



Shower



Concealed articles



Miscellaneous



Kitchen

36 608 782

**Wall valve clockwise closing 3/4"**

- rosette 60 x 60 mm
- head part with cut-to-length spindle and sleeve

		EUR
Chrome	36 608 782-00	261.30
Platinum	36 608 782-08	417.90
Brushed Platinum	36 608 782-06	417.90
Champagne (22kt Gold)	36 608 782-47	522.60
Brushed Champagne (23kt Gold)	36 608 782-46	522.60
Brushed Durabronze (23kt Gold)	36 608 782-28	522.60
Dark Chrome	36 608 782-19	391.90
Brushed Dark Platinum	36 608 782-99	470.10



Required miscellaneous

Wall valve 3/4"

- min. recess depth 105 mm
- max. recess depth 150 mm

For details and miscellaneous, see page 596.

		EUR
Concealed rough parts	35 608 970 90	113.40

36 604 782



NEW

Wall valve clockwise closing 1/2"

- With hammered effect texture
- **rosette 60 x 60 mm**
- head part with cut-to-length spindle and sleeve

		EUR
Chrome	36 604 782-00	339.70
Platinum	36 604 782-08	543.50
Brushed Platinum	36 604 782-06	543.50
Champagne (22kt Gold)	36 604 782-47	679.40
Brushed Champagne (23kt Gold)	36 604 782-46	679.40
Brushed Durabronze (23kt Gold)	36 604 782-28	679.40
Dark Chrome	36 604 782-19	509.40
Brushed Dark Platinum	36 604 782-99	611.40



Required miscellaneous

Wall valve 1/2"

- min. recess depth 105 mm
- max. recess depth 150 mm

For details and miscellaneous, see page 595.

		EUR
Concealed rough parts	35 607 970 90	86.60

36 605 782



NEW

Wall valve clockwise closing 1/2"

- With hammered effect texture
- **rosette 60 x 60 mm**
- head part with cut-to-length spindle and sleeve

		EUR
Chrome	36 605 782-00	339.70
Platinum	36 605 782-08	543.50
Brushed Platinum	36 605 782-06	543.50
Champagne (22kt Gold)	36 605 782-47	679.40
Brushed Champagne (23kt Gold)	36 605 782-46	679.40
Brushed Durabronze (23kt Gold)	36 605 782-28	679.40
Dark Chrome	36 605 782-19	509.40
Brushed Dark Platinum	36 605 782-99	611.40



Required miscellaneous

Wall valve 1/2"

- min. recess depth 105 mm
- max. recess depth 150 mm

For details and miscellaneous, see page 595.

		EUR
Concealed rough parts	35 607 970 90	86.60



MEM

20 000 782



Deck valve clockwise closing cold

- hole diameter 32 mm
- rosette 60 x 60 mm
- with cold marking

		EUR
Chrome	20 000 782-00	313.30
Platinum	20 000 782-08	501.20
Brushed Platinum	20 000 782-06	501.20
Champagne (22kt Gold)	20 000 782-47	626.60
Brushed Champagne (23kt Gold)	20 000 782-46	626.60
Brushed Durabross (23kt Gold)	20 000 782-28	626.60
Dark Chrome	20 000 782-19	470.00
Brushed Dark Platinum	20 000 782-99	563.90



Product alternative

Deck valve anti-clockwise closing hot

		EUR
Chrome	20 000 783-00	313.30
Platinum	20 000 783-08	501.20
Brushed Platinum	20 000 783-06	501.20
Champagne (22kt Gold)	20 000 783-47	626.60
Brushed Champagne (23kt Gold)	20 000 783-46	626.60
Brushed Durabross (23kt Gold)	20 000 783-28	626.60
Dark Chrome	20 000 783-19	470.00
Brushed Dark Platinum	20 000 783-99	563.90

20 004 782

NEW

Deck valve clockwise closing cold

- With hammered effect texture
- hole diameter 32 mm
- **rosette 60 x 60 mm**
- with cold marking



		EUR
Chrome	20 004 782-00	407.30
Platinum	20 004 782-08	651.60
Brushed Platinum	20 004 782-06	651.60
Champagne (22kt Gold)	20 004 782-47	814.60
Brushed Champagne (23kt Gold)	20 004 782-46	814.60
Brushed Durabross (23kt Gold)	20 004 782-28	814.60
Dark Chrome	20 004 782-19	611.00
Brushed Dark Platinum	20 004 782-99	733.10

20 004 783

NEW

Deck valve anti-clockwise closing hot

- With hammered effect texture
- hole diameter 32 mm
- **rosette 60 x 60 mm**
- with hot marking



		EUR
Chrome	20 004 783-00	407.30
Platinum	20 004 783-08	651.60
Brushed Platinum	20 004 783-06	651.60
Champagne (22kt Gold)	20 004 783-47	814.60
Brushed Champagne (23kt Gold)	20 004 783-46	814.60
Brushed Durabross (23kt Gold)	20 004 783-28	814.60
Dark Chrome	20 004 783-19	611.00
Brushed Dark Platinum	20 004 783-99	733.10

20 005 782

NEW

Deck valve clockwise closing cold

- With hammered effect texture
- hole diameter 32 mm
- rosette 60 x 60 mm
- with cold marking



		EUR
Chrome	20 005 782-00	407.30
Platinum	20 005 782-08	651.60
Brushed Platinum	20 005 782-06	651.60
Champagne (22kt Gold)	20 005 782-47	814.60
Brushed Champagne (23kt Gold)	20 005 782-46	814.60
Brushed Durabross (23kt Gold)	20 005 782-28	814.60
Dark Chrome	20 005 782-19	611.00
Brushed Dark Platinum	20 005 782-99	733.10

20 005 783

NEW

Deck valve anti-clockwise closing hot

- With hammered effect texture
- hole diameter 32 mm
- **rosette 60 x 60 mm**
- with hot marking



		EUR
Chrome	20 005 783-00	407.30
Platinum	20 005 783-08	651.60
Brushed Platinum	20 005 783-06	651.60
Champagne (22kt Gold)	20 005 783-47	814.60
Brushed Champagne (23kt Gold)	20 005 783-46	814.60
Brushed Durabross (23kt Gold)	20 005 783-28	814.60
Dark Chrome	20 005 783-19	611.00
Brushed Dark Platinum	20 005 783-99	733.10



CL.1



CYO



IMO



Lissé



LULU



Madison



MEM



Meta



Tara.



VAIA



Shower



Concealed articles



Miscellaneous



Kitchen

36 200 782

NEW

Concealed two-way diverter

- rotary diverter
- rosette 60 x 60 mm



		EUR
Chrome	36 200 782-00	609.80
Platinum	36 200 782-08	975.70
Brushed Platinum	36 200 782-06	975.70
Champagne (22kt Gold)	36 200 782-47	1,219.60
Brushed Champagne (23kt Gold)	36 200 782-46	1,219.60
Brushed Durabronze (23kt Gold)	36 200 782-28	1,219.60
Dark Chrome	36 200 782-19	914.70
Brushed Dark Platinum	36 200 782-99	1,097.60



Required miscellaneous

Concealed two-way diverter

- min. recess depth 115 mm
- max. recess depth 160 mm

For details and miscellaneous, see page 596.

		EUR
Concealed rough parts	35 202 970 90	281.70

36 210 782

NEW

Concealed three-way diverter

- rotary diverter
- rosette 60 x 60 mm



		EUR
Chrome	36 210 782-00	609.80
Platinum	36 210 782-08	975.70
Brushed Platinum	36 210 782-06	975.70
Champagne (22kt Gold)	36 210 782-47	1,219.60
Brushed Champagne (23kt Gold)	36 210 782-46	1,219.60
Brushed Durabronze (23kt Gold)	36 210 782-28	1,219.60
Dark Chrome	36 210 782-19	914.70
Brushed Dark Platinum	36 210 782-99	1,097.60



Required miscellaneous

Concealed three-way diverter

- min. recess depth 115 mm
- max. recess depth 160 mm

For details and miscellaneous, see page 596.

		EUR
Concealed rough parts	35 203 970 90	343.00



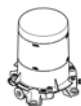
MEM

25 863 782



Single-lever bath mixer with stand pipe for free-standing assembly with hand shower set

- 281 mm projection
- spout: cascade
- complete hand shower set: normal flow
- bar-type hand shower with anti-scale system
- wall bracket
- automatic bath/shower diverter
- total height 1139 - 1209 mm
- stand pipe height 598 - 668 mm
- height up to aerator 968 - 1038 mm
- push-on rosette 131 x 131 mm
- metal shower hose 1250 mm with integrated anti-twist protection
- max. flow 25.1 l/min at 3 bar flow pressure
- max. flow for complete hand shower set 6.8 l/min



Required miscellaneous

Concealed floor mounting

- min. recess depth 80 mm
- max. recess depth 150 mm

For details and miscellaneous, see page 596.

		EUR
Chrome	25 863 782-00	4,624.80
Platinum	25 863 782-08	7,399.60
Brushed Platinum	25 863 782-06	7,399.60
Champagne (22kt Gold)	25 863 782-47	9,249.60
Brushed Champagne (23kt Gold)	25 863 782-46	9,249.60
Brushed Durabronz (23kt Gold)	25 863 782-28	9,249.60
Dark Chrome	25 863 782-19	6,937.30
Brushed Dark Platinum	25 863 782-99	8,324.60

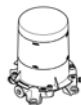
		EUR
Concealed rough parts	35 945 970 90	799.60

13 672 780



Bath spout without diverter for free-standing assembly

- 280 mm projection
- cascade
- total height 830 - 900 mm
- height up to aerator 665 - 735 mm
- push-on rosette 130 x 130 mm
- max. flow 47.8 l/min at 3 bar flow pressure



Required miscellaneous

Concealed floor mounting

- min. recess depth 80 mm
- max. recess depth 150 mm

For details and miscellaneous, see page 596.

		EUR
Chrome	13 672 780-00	2,325.70
Platinum	13 672 780-08	3,721.20
Brushed Platinum	13 672 780-06	3,721.20
Champagne (22kt Gold)	13 672 780-47	4,651.40
Brushed Champagne (23kt Gold)	13 672 780-46	4,651.40
Brushed Durabronz (23kt Gold)	13 672 780-28	4,651.40
Dark Chrome	13 672 780-19	3,488.50

		EUR
Concealed rough parts	35 945 970 90	799.60



CL.1



CYO



IMO



Lissé



LULU



Madison



MEM



Meta



Tara.



VAIA



Shower



Concealed articles



Miscellaneous

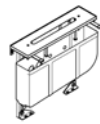


Kitchen

27 412 782


Three-hole single-lever bath mixer for bath rim or tile edge installation

- 220 mm projection
- spout: rectangular normal flow
- complete hand shower set: normal flow
- complete hand shower set with anti-scale system
- automatic bath/shower diverter
- height of mixer 300 mm
- height up to aerator 170 mm
- hole diameter spout 32 mm
- single-lever mixer hole diameter 35 mm
- hole diameter for complete hand shower set 32 mm
- rosette for mixer 60 x 60 mm
- rosette for spout 60 x 60 mm
- rosette for complete hand shower set 60 x 60 mm
- metal shower hose 2250 mm with integrated anti-twist protection
- max. flow 20.4 l/min at 3 bar flow pressure
- max. flow for complete hand shower set 6.8 l/min

Intrinsic protection against back flow.


Optional miscellaneous

Perfecto installation kit

12 614 970 90

EUR

1,707.60



Optional miscellaneous

Decorative caps for Perfecto

12 801 970-00

EUR

12 801 970-08

12 801 970-06

12 801 970-47

12 801 970-46

12 801 970-28

12 801 970-19

12 801 970-99

Chrome

Platinum

Brushed Platinum

Champagne (22kt Gold)

Brushed Champagne (23kt Gold)

Brushed Durabronz (23kt Gold)

Dark Chrome

Brushed Dark Platinum

52.80

84.70

84.70

105.60

105.60

105.60

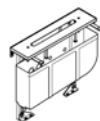
79.40

95.00

27 532 782


Bath shower set for bath rim or tile edge installation

- 220 mm projection
- complete hand shower set: normal flow
- spout: rectangular normal flow
- complete hand shower set with anti-scale system
- automatic bath/shower diverter
- height of mixer 300 mm
- height up to aerator 170 mm
- hole diameter valve 32 mm
- hole diameter spout 32 mm
- hole diameter for complete hand shower set 32 mm
- rosette for spout 60 x 60 mm
- rosette for complete hand shower set 60 x 60 mm
- rosette for deck valve 60 x 60 mm
- metal shower hose 1750 mm with integrated anti-twist protection
- max. flow 27.3 l/min at 3 bar flow pressure
- max. flow for complete hand shower set 6.8 l/min

Intrinsic protection against back flow.


Optional miscellaneous

Perfecto installation kit

12 614 970 90

EUR

1,707.60



Optional miscellaneous

Decorative caps for Perfecto

12 801 970-00

12 801 970-08

12 801 970-06

12 801 970-47

12 801 970-46

12 801 970-28

12 801 970-19

12 801 970-99

Chrome

Platinum

Brushed Platinum

Champagne (22kt Gold)

Brushed Champagne (23kt Gold)

Brushed Durabronz (23kt Gold)

Dark Chrome

Brushed Dark Platinum

52.80

84.70

84.70

105.60

105.60

105.60

79.40

95.00



13 630 740



Bath cascade spout without diverter for deck mounting

- 235 mm projection
- cascade
- height of mixer 100 mm
- height up to aerator 80 mm
- hole diameter 32 mm
- 1/2" connection
- max. flow 26.5 l/min at 3 bar flow pressure

		EUR
Chrome	13 630 740-00	2,164.90
Platinum	13 630 740-08	3,463.70
Brushed Platinum	13 630 740-06	3,463.90
Champagne (22kt Gold)	13 630 740-47	4,329.80
Brushed Champagne (23kt Gold)	13 630 740-46	4,329.80
Brushed Durabronz (23kt Gold)	13 630 740-28	4,329.80
Dark Chrome	13 630 740-19	3,247.30
Brushed Dark Platinum	13 630 740-99	3,896.70

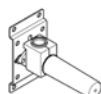
13 801 782



Bath spout for wall mounting

- 220 mm projection
- rectangular, air-enriched flow
- rosette 60 x 60 mm
- hole diameter 37 mm
- 1/2" connection
- max. flow 38.5 l/min at 3 bar flow pressure

		EUR
Chrome	13 801 782-00	695.80
Platinum	13 801 782-08	1,113.60
Brushed Platinum	13 801 782-06	1,113.60
Champagne (22kt Gold)	13 801 782-47	1,391.60
Brushed Champagne (23kt Gold)	13 801 782-46	1,391.60
Brushed Durabronz (23kt Gold)	13 801 782-28	1,391.60
Dark Chrome	13 801 782-19	1,043.70
Brushed Dark Platinum	13 801 782-99	1,252.50



Optional miscellaneous

- Concealed wall elbow**
- min. recess depth 90 mm
 - max. recess depth 163 mm

For details and miscellaneous, see page 603.

		EUR
Concealed rough parts	35 085 970 90	116.90

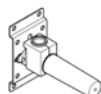
13 430 740



Bath cascade spout for wall mounting

- 200 mm projection
- cascade
- plate 180 mm x 60 mm
- hole diameter 40 mm
- 1/2" connection
- plug-link mounting
- max. flow 26.5 l/min at 3 bar flow pressure

		EUR
Chrome	13 430 740-00	1,613.20
Platinum	13 430 740-08	2,581.00
Brushed Platinum	13 430 740-06	2,581.00
Champagne (22kt Gold)	13 430 740-47	3,226.40
Brushed Champagne (23kt Gold)	13 430 740-46	3,226.40
Brushed Durabronz (23kt Gold)	13 430 740-28	3,226.40
Dark Chrome	13 430 740-19	2,419.80
Brushed Dark Platinum	13 430 740-99	2,903.70



Optional miscellaneous

- Concealed wall elbow**
- min. recess depth 90 mm
 - max. recess depth 163 mm

For details and miscellaneous, see page 603.

		EUR
Concealed rough parts	35 085 970 90	116.90

27 702 980



Hand shower set for bath rim or tile edge installation

- normal flow
- with anti-scale system
- rosette 60 x 60 mm
- hole diameter 32 mm
- metal shower hose 2250 mm with integrated anti-twist protection
- max. flow 6.8 l/min

Two-piece design allows hose to later be changed without dismantling the fitting.

Intrinsic protection against back flow.

		EUR
Chrome	27 702 980-00	543.50
Platinum	27 702 980-08	869.40
Brushed Platinum	27 702 980-06	869.40
Champagne (22kt Gold)	27 702 980-47	1,087.00
Brushed Champagne (23kt Gold)	27 702 980-46	1,087.00
Brushed Durabronz (23kt Gold)	27 702 980-28	1,087.00
Dark Chrome	27 702 980-19	815.20
Brushed Dark Platinum	27 702 980-99	978.20

29 300 670



Single-lever bath mixer for bath rim or tile edge installation

- rosette 60 x 60 mm
- hole diameter 35 mm
- max. flow 35.7 l/min at 3 bar flow pressure

		EUR
Chrome	29 300 670-00	643.40
Platinum	29 300 670-08	1,029.40
Brushed Platinum	29 300 670-06	1,029.40
Champagne (22kt Gold)	29 300 670-47	1,286.80
Brushed Champagne (23kt Gold)	29 300 670-46	1,286.80
Brushed Durabronz (23kt Gold)	29 300 670-28	1,286.80
Dark Chrome	29 300 670-19	965.00
Brushed Dark Platinum	29 300 670-99	1,158.00



CL.1



CYO



IMO



Lissé



LULU



Madison



MEM



Meta



Tara



VAIA



Shower



Concealed articles



Miscellaneous



Kitchen

29 140 670

**Two-way diverter for bath rim or tile edge installation**

- automatic bath/shower diverter
- hole diameter 32 mm
- rosette 60 x 60 mm
- 1/2" connection
- max. flow 64.9 l/min at 3 bar flow pressure

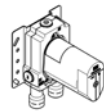
		EUR
Chrome	29 140 670-00	830.00
Platinum	29 140 670-08	1,328.00
Brushed Platinum	29 140 670-06	1,328.00
Champagne (22kt Gold)	29 140 670-47	1,660.00
Brushed Champagne (23kt Gold)	29 140 670-46	1,660.00
Brushed Durabronz (23kt Gold)	29 140 670-28	1,660.00
Dark Chrome	29 140 670-19	1,244.90
Brushed Dark Platinum	29 140 670-99	1,494.00

36 120 670

**Concealed single-lever mixer with diverter**

- automatic diverter
- cover plate 150 x 90 mm

		EUR
Chrome	36 120 670-00	573.60
Platinum	36 120 670-08	917.70
Brushed Platinum	36 120 670-06	917.70
Brushed Durabronz (23kt Gold)	36 120 670-28	1,147.20
Champagne (22kt Gold)	36 120 670-47	1,147.20
Brushed Champagne (23kt Gold)	36 120 670-46	1,147.20
Dark Chrome	36 120 670-19	860.30
Brushed Dark Platinum	36 120 670-99	1,032.40



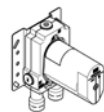
Required miscellaneous

Concealed single-lever mixer

- min. recess depth 80 mm
- max. recess depth 105 mm

For details and miscellaneous, see page 587.

		EUR
Concealed rough parts	35 020 970 90	225.50



Required miscellaneous

Concealed single-lever mixer with backflow preventor

- min. recess depth 80 mm
- max. recess depth 105 mm

For details and miscellaneous, see page 586.

		EUR
Concealed rough parts	35 021 970 90	322.20



Required miscellaneous

xGRID Installation track 555 mm

		EUR
Concealed rough parts	12 360 970 90	106.80



Optional miscellaneous

xGRID Attachment set for integrating in the dry wall construction

		EUR
Concealed rough parts	12 340 970 90	107.50

36 243 970

**Pop-up waste and overflow**

- drain Ø 52 mm

Also suitable for king-size baths.

		EUR
Chrome	36 243 970-00	210.40
Platinum	36 243 970-08	336.90
Brushed Platinum	36 243 970-06	336.90
Champagne (22kt Gold)	36 243 970-47	420.80
Brushed Champagne (23kt Gold)	36 243 970-46	420.80
Brushed Durabronz (23kt Gold)	36 243 970-28	420.80
Dark Chrome	36 243 970-19	315.70
Brushed Dark Platinum	36 243 970-99	378.60



Required miscellaneous

Pop-up waste and overflow

- bowden cable length 725 mm

		EUR
Concealed rough parts	35 227 970 90	170.60

36 247 970



Bath spout with pop-up waste and overflow

- drain Ø 52 mm
- max. flow 27.8 l/min at 3 bar flow pressure

Also suitable for king-size baths.

In combination with 35 021 970 90 concealed single-lever mixer, is intrinsically safe under DIN EN 1717. Alternatively, ensure protection with vacuum breaker 35 150 970 90.

		EUR
Chrome	36 247 970-00	318.30
Platinum	36 247 970-08	509.30
Brushed Platinum	36 247 970-06	509.30
Champagne (22kt Gold)	36 247 970-47	636.60
Brushed Champagne (23kt Gold)	36 247 970-46	636.60
Brushed Durabronze (23kt Gold)	36 247 970-28	636.60
Dark Chrome	36 247 970-19	477.50
Brushed Dark Platinum	36 247 970-99	572.80



Required miscellaneous

Bath spout with pop-up waste and overflow

- bowden cable length 725 mm

		EUR
Concealed rough parts	35 248 970 90	469.80



Required miscellaneous

Vacuum breaker

		EUR
Chrome	36 150 970-00	87.30
Platinum	36 150 970-08	139.60
Brushed Platinum	36 150 970-06	139.60
Champagne (22kt Gold)	36 150 970-47	174.60
Brushed Champagne (23kt Gold)	36 150 970-46	174.60
Brushed Durabronze (23kt Gold)	36 150 970-28	174.60
Dark Chrome	36 150 970-19	130.90
Brushed Dark Platinum	36 150 970-99	157.00



Required miscellaneous

Vacuum breaker

- 3/4" connection

		EUR
Concealed rough parts	35 150 970 90	299.60



CL.1



CYO



IMO



Lissé



LULU



Madison



MEM



Meta



Tara.



VAIA



Shower



Concealed articles



Miscellaneous



Kitchen

83 030 780

**Bath grip**

- gauge 185 mm
- width 300 mm
- height 35 mm
- 65 mm projection

		EUR
Chrome	83 030 780-00	401.50
Platinum	83 030 780-08	642.10
Brushed Platinum	83 030 780-06	642.10
Champagne (22kt Gold)	83 030 780-47	803.00
Brushed Champagne (23kt Gold)	83 030 780-46	803.00
Brushed Durabronze (23kt Gold)	83 030 780-28	803.00
Dark Chrome	83 030 780-19	602.30
Brushed Dark Platinum	83 030 780-99	722.50

83 060 780

**Towel bar**

- gauge 400 mm
- width 600 mm
- height 35 mm
- 80 mm projection

		EUR
Chrome	83 060 780-00	459.10
Platinum	83 060 780-08	734.40
Brushed Platinum	83 060 780-06	734.40
Champagne (22kt Gold)	83 060 780-47	918.20
Brushed Champagne (23kt Gold)	83 060 780-46	918.20
Brushed Durabronze (23kt Gold)	83 060 780-28	918.20
Dark Chrome	83 060 780-19	688.60
Brushed Dark Platinum	83 060 780-99	826.30

83 070 780

NEW

**Towel bar**

- gauge 320 mm
- width 450 mm
- height 35 mm
- 80 mm projection

		EUR
Chrome	83 070 780-00	481.10
Platinum	83 070 780-08	770.50
Brushed Platinum	83 070 780-06	770.50
Champagne (22kt Gold)	83 070 780-47	963.20
Brushed Champagne (23kt Gold)	83 070 780-46	963.20
Brushed Durabronze (23kt Gold)	83 070 780-28	963.20
Dark Chrome	83 070 780-19	722.30
Brushed Dark Platinum	83 070 780-99	866.80

83 210 780

**Towel bar in two parts non-swivel**

- width 90 mm
- height 35 mm
- 420 mm projection

		EUR
Chrome	83 210 780-00	407.40
Platinum	83 210 780-08	652.00
Brushed Platinum	83 210 780-06	652.00
Champagne (22kt Gold)	83 210 780-47	814.80
Brushed Champagne (23kt Gold)	83 210 780-46	814.80
Brushed Durabronze (23kt Gold)	83 210 780-28	814.80
Dark Chrome	83 210 780-19	611.20
Brushed Dark Platinum	83 210 780-99	733.20

83 200 780

**Towel ring angular**

- width 190 mm
- height 35 mm
- 105 mm projection

		EUR
Chrome	83 200 780-00	324.10
Platinum	83 200 780-08	518.60
Brushed Platinum	83 200 780-06	518.60
Champagne (22kt Gold)	83 200 780-47	648.20
Brushed Champagne (23kt Gold)	83 200 780-46	648.20
Brushed Durabronze (23kt Gold)	83 200 780-28	648.20
Dark Chrome	83 200 780-19	486.30
Brushed Dark Platinum	83 200 780-99	583.40

83 251 220

**Hooks**

- 55 mm projection

Goes with ELIO, ENO, META SQUARE, SYNC, TARA ULTRA and MEM

		EUR
Chrome	83 251 220-00	42.70
Platinum	83 251 220-08	68.10
Brushed Platinum	83 251 220-06	68.10
Champagne (22kt Gold)	83 251 220-47	85.40
Brushed Champagne (23kt Gold)	83 251 220-46	85.40
Brushed Durabronze (23kt Gold)	83 251 220-28	85.40
Dark Chrome	83 251 220-19	64.00
Brushed Dark Platinum	83 251 220-99	76.80



83 251 780



Hooks

- width 19 mm
- height 44 mm
- 35 mm projection

Goes with LOT

		EUR
Chrome	83 251 780-00	109.20
Platinum	83 251 780-08	174.70
Brushed Platinum	83 251 780-06	174.70
Champagne (22kt Gold)	83 251 780-47	218.40
Brushed Champagne (23kt Gold)	83 251 780-46	218.40
Brushed Durabronz (23kt Gold)	83 251 780-28	218.40
Dark Chrome	83 251 780-19	163.80
Brushed Dark Platinum	83 251 780-99	196.70

83 410 979




Soap dish wall model

- width 120 mm
- height 20 mm
- 145 mm projection

		EUR
Chrome	83 410 979-00	275.40
Platinum	83 410 979-08	440.60
Brushed Platinum	83 410 979-06	440.60
Champagne (22kt Gold)	83 410 979-47	550.80
Brushed Champagne (23kt Gold)	83 410 979-46	550.80
Brushed Durabronz (23kt Gold)	83 410 979-28	550.80
Dark Chrome	83 410 979-19	413.20
Brushed Dark Platinum	83 410 979-99	495.80

83 410 780



Soap dish wall model

- width 120 mm
- height 45 mm
- 120 mm projection

		EUR
Chrome	83 410 780-00	364.30
Platinum	83 410 780-08	582.30
Brushed Platinum	83 410 780-06	582.30
Champagne (22kt Gold)	83 410 780-47	728.60
Brushed Champagne (23kt Gold)	83 410 780-46	728.60
Brushed Durabronz (23kt Gold)	83 410 780-28	728.60
Dark Chrome	83 410 780-19	546.40
Brushed Dark Platinum	83 410 780-99	655.70

84 410 780



Soap dish free-standing model

- 119 x 119 x 10 mm

		EUR
Chrome	84 410 780-00	335.00
Platinum	84 410 780-08	535.70
Brushed Platinum	84 410 780-06	535.70
Champagne (22kt Gold)	84 410 780-47	670.00
Brushed Champagne (23kt Gold)	84 410 780-46	670.00
Brushed Durabronz (23kt Gold)	84 410 780-28	670.00
Dark Chrome	84 410 780-19	502.60
Brushed Dark Platinum	84 410 780-99	603.00

83 435 970



Dispenser wall model

- bottle made of crystal glass, matt
- width 60 mm
- height 200 mm
- 250 ml bottle
- 96 mm projection

		EUR
Chrome	83 435 970-00	435.60
Platinum	83 435 970-08	696.90
Brushed Platinum	83 435 970-06	696.90
Champagne (22kt Gold)	83 435 970-47	871.20
Brushed Champagne (23kt Gold)	83 435 970-46	871.20
Brushed Durabronz (23kt Gold)	83 435 970-28	871.20
Dark Chrome	83 435 970-19	653.40
Brushed Dark Platinum	83 435 970-99	784.10

84 435 970



Dispenser free-standing model

- bottle made of crystal glass, matt
- width 60 mm
- height 200 mm
- 250 ml bottle
- 59 mm projection

Goes with ELIO, ENO, META SQUARE, SYNC, TARA, TARA ULTRA and MEM

		EUR
Chrome	84 435 970-00	401.30
Platinum	84 435 970-08	641.60
Brushed Platinum	84 435 970-06	641.60
Champagne (22kt Gold)	84 435 970-47	802.60
Brushed Champagne (23kt Gold)	84 435 970-46	802.60
Brushed Durabronz (23kt Gold)	84 435 970-28	802.60
Dark Chrome	84 435 970-19	602.10
Brushed Dark Platinum	84 435 970-99	722.40



CL.1



CYO



IMO



Lissé



LULU



Madison



MEM



Meta



Tara.



VAIA



Shower



Concealed articles



Miscellaneous



Kitchen

83 400 979

**Tumbler holder wall model**

- crystal glass, transparent
- width 60 mm
- height 120 mm
- 110 mm projection

		EUR
Chrome	83 400 979-00	265.50
Platinum	83 400 979-08	424.80
Brushed Platinum	83 400 979-06	424.80
Champagne (22kt Gold)	83 400 979-47	531.00
Brushed Champagne (23kt Gold)	83 400 979-46	531.00
Brushed Durabronze (23kt Gold)	83 400 979-28	531.00
Dark Chrome	83 400 979-19	398.30
Brushed Dark Platinum	83 400 979-99	477.80



Optional miscellaneous

Crystal tumbler

		EUR
	08 90 00 008 84	57.00

83 401 979

**Tumbler holder wall model**

- crystal glass brush holder, matte
- width 60 mm
- height 120 mm
- 110 mm projection

		EUR
Chrome	83 401 979-00	265.50
Platinum	83 401 979-08	424.80
Brushed Platinum	83 401 979-06	424.80
Champagne (22kt Gold)	83 401 979-47	531.00
Brushed Champagne (23kt Gold)	83 401 979-46	531.00
Brushed Durabronze (23kt Gold)	83 401 979-28	531.00
Dark Chrome	83 401 979-19	398.30
Brushed Dark Platinum	83 401 979-99	477.80



Optional miscellaneous

Crystal tumbler

		EUR
	08 90 00 008 82	68.00

83 400 780

**Tumbler holder wall model**

- crystal glass
- width 75 mm
- height 118 mm
- 85 mm projection

		EUR
Chrome	83 400 780-00	356.30
Platinum	83 400 780-08	570.20
Brushed Platinum	83 400 780-06	570.20
Champagne (22kt Gold)	83 400 780-47	712.60
Brushed Champagne (23kt Gold)	83 400 780-46	712.60
Brushed Durabronze (23kt Gold)	83 400 780-28	712.60
Dark Chrome	83 400 780-19	534.50
Brushed Dark Platinum	83 400 780-99	641.20



Optional miscellaneous

Crystal tumbler

		EUR
	08 90 00 008 84	57.00

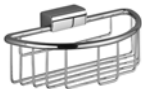
83 281 530

**Corner soap basket**

- width 150 mm
- height 40 mm
- 165 mm projection

		EUR
Chrome	83 281 530-00	216.20
Platinum	83 281 530-08	345.70
Brushed Platinum	83 281 530-06	345.70
Champagne (22kt Gold)	83 281 530-47	432.40
Brushed Champagne (23kt Gold)	83 281 530-46	432.40
Brushed Durabronze (23kt Gold)	83 281 530-28	432.40
Dark Chrome	83 281 530-19	324.20
Brushed Dark Platinum	83 281 530-99	388.90

83 290 970

**Shower basket for wall mounting**

- width 200 mm
- height 70 mm
- 115 mm projection

		EUR
Chrome	83 290 970-00	210.90
Platinum	83 290 970-08	337.50
Brushed Platinum	83 290 970-06	337.50
Champagne (22kt Gold)	83 290 970-47	421.80
Brushed Champagne (23kt Gold)	83 290 970-46	421.80
Brushed Durabronze (23kt Gold)	83 290 970-28	421.80
Dark Chrome	83 290 970-19	316.40
Brushed Dark Platinum	83 290 970-99	379.70

82 290 970



Shower basket for subsequent mounting on riser

- width 200 mm
- height 62 mm
- 125 mm projection

		EUR
Chrome	82 290 970-00	210.90
Platinum	82 290 970-08	337.50
Brushed Platinum	82 290 970-06	337.50
Champagne (22kt Gold)	82 290 970-47	421.80
Brushed Champagne (23kt Gold)	82 290 970-46	421.80
Brushed Durabross (23kt Gold)	82 290 970-28	421.80
Dark Chrome	82 290 970-19	316.40
Brushed Dark Platinum	82 290 970-99	379.70

83 500 780



Tissue holder without cover

- width 140 mm
- height 35 mm
- 85 mm projection

		EUR
Chrome	83 500 780-00	292.80
Platinum	83 500 780-08	468.40
Brushed Platinum	83 500 780-06	468.40
Champagne (22kt Gold)	83 500 780-47	585.60
Brushed Champagne (23kt Gold)	83 500 780-46	585.60
Brushed Durabross (23kt Gold)	83 500 780-28	585.60
Dark Chrome	83 500 780-19	439.20
Brushed Dark Platinum	83 500 780-99	527.00

83 590 780



Reserve tissue holder

- width 132 mm
- height 35 mm
- 116 mm projection

		EUR
Chrome	83 590 780-00	292.80
Platinum	83 590 780-08	468.40
Brushed Platinum	83 590 780-06	468.40
Champagne (22kt Gold)	83 590 780-47	585.60
Brushed Champagne (23kt Gold)	83 590 780-46	585.60
Brushed Durabross (23kt Gold)	83 590 780-28	585.60
Dark Chrome	83 590 780-19	439.20
Brushed Dark Platinum	83 590 780-99	527.00

83 900 780



Toilet brush set wall model

- crystal glass brush holder, matte
- brush, matte black
- width 118 mm
- height 415 mm
- 118 mm projection

		EUR
Chrome	83 900 780-00	452.70
Platinum	83 900 780-08	724.40
Brushed Platinum	83 900 780-06	724.40
Champagne (22kt Gold)	83 900 780-47	905.40
Brushed Champagne (23kt Gold)	83 900 780-46	905.40
Brushed Durabross (23kt Gold)	83 900 780-28	905.40
Dark Chrome	83 900 780-19	679.00
Brushed Dark Platinum	83 900 780-99	815.00



Optional miscellaneous		EUR
Brush matte black	90 18 50 601 00 90	34.00



Optional miscellaneous		EUR
Glass matte	08 90 04 008 82	81.00



Optional miscellaneous		EUR
Brush handle		
Chrome	90 20 97 507 00-00	87.00
Platinum	90 20 97 507 00-08	173.00
Brushed Platinum	90 20 97 507 00-06	164.00
Brushed Durabross (23kt Gold)	90 20 97 507 00-28	203.00
Dark Chrome	90 20 97 507 00-19	114.00
Brushed Dark Platinum	90 20 97 507 00-99	136.00



CL.1



CYO



IMO



Lissé



LULU



Madison



MEM



Meta



Tara.



VAIA



Shower



Concealed articles



Miscellaneous



Kitchen

83 910 979

**Toilet brush set wall model**

- brush, matte black
- width 100 mm
- height 456 mm
- 110 mm projection



Optional miscellaneous

Brush matte black

90 18 50 601 00 90

EUR

Chrome	83 910 979-00	494.20
Platinum	83 910 979-08	790.90
Brushed Platinum	83 910 979-06	790.90
Champagne (22kt Gold)	83 910 979-47	988.40
Brushed Champagne (23kt Gold)	83 910 979-46	988.40
Brushed Durabronze (23kt Gold)	83 910 979-28	988.40
Dark Chrome	83 910 979-19	741.40
Brushed Dark Platinum	83 910 979-99	889.60



Optional miscellaneous

Brush handle

Chrome	90 20 97 505 01-00	171.00
Platinum	90 20 97 505 01-08	311.00
Brushed Platinum	90 20 97 505 01-06	309.00
Champagne (22kt Gold)	90 20 97 505 01-47	356.00
Brushed Durabronze (23kt Gold)	90 20 97 505 01-28	374.00
Dark Chrome	90 20 97 505 01-19	204.00
Brushed Dark Platinum	90 20 97 505 01-99	298.00

EUR

EUR

84 910 979

**Toilet brush set free-standing model**

- brush, matte black
- width 100 mm
- height 456 mm



Optional miscellaneous

Brush matte black

90 18 50 601 00 90

EUR

Chrome	84 910 979-00	447.10
Platinum	84 910 979-08	715.30
Brushed Platinum	84 910 979-06	715.30
Champagne (22kt Gold)	84 910 979-47	894.20
Brushed Champagne (23kt Gold)	84 910 979-46	894.20
Brushed Durabronze (23kt Gold)	84 910 979-28	894.20
Dark Chrome	84 910 979-19	670.80
Brushed Dark Platinum	84 910 979-99	804.70

EUR



Optional miscellaneous

Brush handle

Chrome	90 20 97 505 01-00	171.00
Platinum	90 20 97 505 01-08	311.00
Brushed Platinum	90 20 97 505 01-06	309.00
Champagne (22kt Gold)	90 20 97 505 01-47	356.00
Brushed Durabronze (23kt Gold)	90 20 97 505 01-28	374.00
Dark Chrome	90 20 97 505 01-19	204.00
Brushed Dark Platinum	90 20 97 505 01-99	298.00

EUR

12 660 979

**Cover plate for the concealed WC cistern made by TeCe**

- cover plate 150 x 240 x 15 mm
- flush handle with rotary operation and two-volume technology (full flush/partial flush)

This product is compatible with the following TECE products:

- TECEprofil dry wall construction, article numbers: 9300300, 9300322, 9300301, 9300344, 9300309, 9300303, 9300388, 9300366, 9300100, 9300101
- TECEbox wet wall construction, article numbers: 9370300, 9375300, 9371300

Chrome	12 660 979-00	811.30
Platinum	12 660 979-08	1,298.30
Brushed Platinum	12 660 979-06	1,298.30
Champagne (22kt Gold)	12 660 979-47	1,622.60
Brushed Champagne (23kt Gold)	12 660 979-46	1,622.60
Brushed Durabronze (23kt Gold)	12 660 979-28	1,622.60
Dark Chrome	12 660 979-19	1,216.90
Brushed Dark Platinum	12 660 979-99	1,460.40

EUR



From Q3/2023, available in Champagne (-47) and Brushed Champagne (-46).

Detailed product information, documents, dimensional drawings and 3D objects can be found online at www.dornbracht.com.

META

Sieger Design

Basin

from page 313

Bidet

from page 327

Shower

from page 328

Thermostats, Mixers, Diverter and Valves

from page 353

Bath

from page 367

Accessories

from page 372



CL.1



CYO



IMO



Lissé



LULU



Madison



MEM



Meta



Tara.



VAIA



Shower



Concealed
articles



Miscellaneous



Kitchen

Basin fittings overview

Single-lever basin mixers

105 mm projection



33 525 660*

125 mm projection



33 501 660
33 526 660*



33 501 662
33 526 662*

125 mm projection



33 504 660
33 529 660



33 505 660
33 530 660

Single-lever basin mixers

120 mm projection



33 510 661
33 525 661*

165 mm projection



33 500 661
33 505 661*

165 mm projection



33 560 661
33 565 661*

Single-lever basin mixer with standpipe

196 mm projection



22 584 660



22 584 661

Single-lever basin mixer with high spout

135 mm projection



33 502 660
33 522 660*

Single-lever basin mixers with raised base

135/165 mm projection



33 537 660*
33 539 660*



33 537 662*
33 539 662*

200 mm projection



33 534 661*

Deck-mounted basin spout

165 mm projection



13 716 882*



Basin fittings overview

Wall-mounted single-lever basin mixers

160 mm projection

125/190/250 mm projection



36 804 661



36 805 660



36 860 660
36 861 660
36 867 660



36 860 662
36 861 662
36 867 662

Wall-mounted basin spout

190 mm projection



13 800 882

Wall-mounted single-lever basin mixers



36 860 664
36 861 664



36 862 660
36 863 660

Pillar tap

105 mm projection

123 mm projection

123 mm projection

126 mm projection



17 500 660



17 500 661



17 500 662



30 010 662

Three-hole basin mixer

168 mm projection



20 713 661

*without pop-up waste



CL.1



CYO



IMO



Lissé



LULU



Madison



MEM



Meta



Tara



VAIA



Shower



Concealed articles



Miscellaneous



Kitchen

Overview of bath fittings

Bath mixers



33 233 660



33 200 660

Bath thermostats



34 234 979



34 201 979

Bath shower set



27 632 661

Bath spout



13 801 660

Hand shower



27 702 660

Single-lever mixers



29 300 660



36 120 660

Diverter



29 140 979

Integrated bath filler



36 247 970

Miscellaneous



36 243 970

33 525 660



Single-lever basin mixer without pop-up waste

- 105 mm projection
- fixed spout
- circular, air-enriched flow
- height of mixer 138 mm
- height up to aerator 57 mm
- hole diameter 35 mm
- rosette Ø 50 mm optional
- 2x screw-in M 8 x 1 pressure hose, leak-tested
- max. flow 5.7 l/min
- lead-free

		EUR
Chrome	33 525 660-00	336.90
Brushed Chrome	33 525 660-93	438.00
Platinum	33 525 660-08	539.00
Brushed Platinum	33 525 660-06	538.90
Champagne (22kt Gold)	33 525 660-47	673.80
Brushed Champagne (23kt Gold)	33 525 660-46	673.80
Brushed Durabronze (23kt Gold)	33 525 660-28	673.80
Dark Chrome	33 525 660-19	505.30
Brushed Dark Platinum	33 525 660-99	606.40
Matte Black	33 525 660-33	454.70
Red	33 525 660-29	454.80
Orange	33 525 660-30	454.80
Dark Green	33 525 660-31	454.80

33 501 660



Single-lever basin mixer with pop-up waste

- 125 mm projection
- fixed spout
- circular, air-enriched flow
- height of mixer 133 mm
- height up to aerator 52 mm
- hole diameter 35 mm
- 2x screw-in M 8 x 1 pressure hose, leak-tested
- max. flow 5.7 l/min
- lead-free

Only suitable for basins with an overflow.

		EUR
Chrome	33 501 660-00	409.30
Brushed Chrome	33 501 660-93	532.10
Brushed Platinum	33 501 660-06	655.00
Champagne (22kt Gold)	33 501 660-47	818.60
Brushed Champagne (23kt Gold)	33 501 660-46	818.60
Dark Chrome	33 501 660-19	614.00
Matte Black	33 501 660-33	552.30



Product alternative

Single-lever basin mixer without pop-up waste

- without pop-up waste

		EUR
Chrome	33 526 660-00	380.70
Brushed Chrome	33 526 660-93	494.90
Brushed Platinum	33 526 660-06	609.10
Brushed Champagne (23kt Gold)	33 526 660-46	761.40
Dark Chrome	33 526 660-19	571.20
Matte Black	33 526 660-33	513.70

33 502 660



Single-lever basin mixer with pop-up waste

- 135 mm projection
- fixed spout
- circular, air-enriched flow
- height of mixer 158 mm
- height up to aerator 77 mm
- hole diameter 35 mm
- 2x screw-in M 8 x 1 pressure hose, leak-tested
- max. flow 5.7 l/min
- lead-free

Only suitable for basins with an overflow.

		EUR
Chrome	33 502 660-00	447.30
Brushed Chrome	33 502 660-93	581.50
Brushed Platinum	33 502 660-06	715.50
Champagne (22kt Gold)	33 502 660-47	894.60
Brushed Champagne (23kt Gold)	33 502 660-46	894.60
Dark Chrome	33 502 660-19	671.00
Matte Black	33 502 660-33	603.30



Product alternative

Single-lever basin mixer without pop-up waste

		EUR
Chrome	33 522 660-00	416.00
Brushed Chrome	33 522 660-93	540.80
Brushed Platinum	33 522 660-06	665.40
Champagne (22kt Gold)	33 522 660-47	832.00
Brushed Champagne (23kt Gold)	33 522 660-46	832.00
Dark Chrome	33 522 660-19	624.00
Matte Black	33 522 660-33	561.40



CL.1



CYO



IMO



Lissé



LULU



Madison



MEM



Meta



Tara.



VAIA



Shower



Concealed articles



Miscellaneous



Kitchen

33 501 662



META SLIM Single-lever basin mixer with pop-up waste

- 125 mm projection
- fixed spout
- circular, air-enriched flow
- height of mixer 134 mm
- height up to aerator 52 mm
- hole diameter 35 mm
- 2x screw-in M 8 x 1 pressure hose, leak-tested
- max. flow 5.7 l/min
- lead-free

Only suitable for basins with an overflow.

		EUR
Chrome	33 501 662-00	500.10
Brushed Chrome	33 501 662-93	650.10
Platinum	33 501 662-08	800.20
Brushed Platinum	33 501 662-06	800.20
Champagne (22kt Gold)	33 501 662-47	1,000.20
Brushed Champagne (23kt Gold)	33 501 662-46	1,000.20
Brushed Durabross (23kt Gold)	33 501 662-28	1,000.20
Dark Chrome	33 501 662-19	750.30
Brushed Dark Platinum	33 501 662-99	900.20
Matte Black	33 501 662-33	675.10
Red	33 501 662-29	675.20
Orange	33 501 662-30	675.20
Dark Green	33 501 662-31	675.20



Product alternative

META SLIM Single-lever basin mixer without pop-up waste
• without pop-up waste

		EUR
Chrome	33 526 662-00	465.20
Brushed Chrome	33 526 662-93	604.80
Brushed Platinum	33 526 662-06	744.30
Brushed Durabross (23kt Gold)	33 526 662-28	930.40
Dark Chrome	33 526 662-19	697.80
Matte Black	33 526 662-33	627.90

33 504 660

NEW



Single-lever basin mixer with pop-up waste

- 125 mm projection
- With linear texture
- fixed spout
- circular, air-enriched flow
- height of mixer 135 mm
- height up to aerator 52 mm
- hole diameter 35 mm
- 2x screw-in M 8 x 1 pressure hose, leak-tested
- max. flow 5.7 l/min
- lead-free

Only suitable for basins with an overflow.

		EUR
Chrome	33 504 660-00	531.40
Brushed Chrome	33 504 660-93	690.80
Brushed Platinum	33 504 660-06	850.20
Champagne (22kt Gold)	33 504 660-47	1,062.80
Brushed Champagne (23kt Gold)	33 504 660-46	1,062.80
Dark Chrome	33 504 660-19	797.00
Matte Black	33 504 660-33	717.30



Product alternative

Single-lever basin mixer without pop-up waste

		EUR
Chrome	33 529 660-00	494.30
Brushed Chrome	33 529 660-93	642.60
Brushed Platinum	33 529 660-06	790.90
Champagne (22kt Gold)	33 529 660-47	988.60
Brushed Champagne (23kt Gold)	33 529 660-46	988.60
Dark Chrome	33 529 660-19	741.50
Matte Black	33 529 660-33	667.30

33 505 660

NEW



Single-lever basin mixer with pop-up waste

- 125 mm projection
- With faceted texture
- fixed spout
- circular, air-enriched flow
- height of mixer 135 mm
- height up to aerator 52 mm
- hole diameter 35 mm
- 2x screw-in M 8 x 1 pressure hose, leak-tested
- max. flow 5.7 l/min
- lead-free

Only suitable for basins with an overflow.

		EUR
Chrome	33 505 660-00	531.40
Brushed Chrome	33 505 660-93	690.80
Brushed Platinum	33 505 660-06	850.20
Champagne (22kt Gold)	33 505 660-47	1,062.80
Brushed Champagne (23kt Gold)	33 505 660-46	1,062.80
Dark Chrome	33 505 660-19	797.00



Product alternative

Single-lever basin mixer without pop-up waste
• without pop-up waste

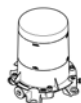
		EUR
Chrome	33 530 660-00	494.30
Brushed Chrome	33 530 660-93	642.60
Brushed Platinum	33 530 660-06	790.90
Champagne (22kt Gold)	33 530 660-47	988.60
Brushed Champagne (23kt Gold)	33 530 660-46	988.60
Dark Chrome	33 530 660-19	741.50



22 584 660 **NEW** Single-lever basin mixer with stand pipe without pop-up waste



- 196 mm projection
- fixed spout
- circular, air-enriched flow
- total height 1033 - 1103 mm
- height up to aerator 951 – 1021 mm
- rosette Ø 135 mm
- max. flow 5.7 l/min
- lead-free



Required miscellaneous

- Concealed floor mounting**
- min. recess depth 80 mm
 - max. recess depth 150 mm

For details and miscellaneous, see page 596.

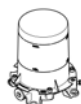
		EUR
Chrome	22 584 660-00	1,684.20
Brushed Chrome	22 584 660-93	2,189.50
Brushed Platinum	22 584 660-06	2,694.60
Champagne (22kt Gold)	22 584 660-47	3,368.40
Brushed Champagne (23kt Gold)	22 584 660-46	3,368.40
Dark Chrome	22 584 660-19	2,526.20
Matte Black	22 584 660-33	2,273.60

		EUR
Concealed rough parts	35 945 970 90	799.60

22 584 661 **NEW** Single-lever basin mixer with stand pipe without pop-up waste



- 202 mm projection
- fixed spout
- circular, air-enriched flow
- total height 1197 - 1267 mm
- height up to water outlet point 1098 mm
- rosette Ø 135 mm
- max. flow 5.7 l/min
- lead-free



Required miscellaneous

- Concealed floor mounting**
- min. recess depth 80 mm
 - max. recess depth 150 mm

For details and miscellaneous, see page 596.

		EUR
Chrome	22 584 661-00	1,797.70
Brushed Chrome	22 584 661-93	2,337.00
Brushed Platinum	22 584 661-06	2,876.30
Champagne (22kt Gold)	22 584 661-47	3,595.40
Brushed Champagne (23kt Gold)	22 584 661-46	3,595.40
Dark Chrome	22 584 661-19	2,696.50
Matte Black	22 584 661-33	2,426.90

		EUR
Concealed rough parts	35 945 970 90	799.60

33 510 661 Single-lever basin mixer with pop-up waste



- 123 mm projection
- pivotable spout 360°
- circular, air-enriched flow
- height of mixer 272 mm
- height up to aerator 202 mm
- hole diameter 35 mm
- 2x screw-in M 8 x 1 pressure hose, leak-tested
- max. flow 5.7 l/min
- lead-free

Only suitable for basins with an overflow.



Product alternative

- Single-lever basin mixer without pop-up waste**

		EUR
Chrome	33 510 661-00	623.40
Brushed Chrome	33 510 661-93	810.40
Brushed Platinum	33 510 661-06	997.50
Champagne (22kt Gold)	33 510 661-47	1,246.80
Brushed Champagne (23kt Gold)	33 510 661-46	1,246.80
Dark Chrome	33 510 661-19	935.10
Matte Black	33 510 661-33	841.60

		EUR
Chrome	33 525 661-00	572.40
Brushed Chrome	33 525 661-93	744.10
Brushed Platinum	33 525 661-06	915.80
Champagne (22kt Gold)	33 525 661-47	1,144.80
Brushed Champagne (23kt Gold)	33 525 661-46	1,144.80
Dark Chrome	33 525 661-19	858.60
Matte Black	33 525 661-33	772.70



CL.1



CYO



IMO



Lissé



LULU



Madison



MEM



Meta



Tara



VAIA



Shower



Concealed articles



Miscellaneous



Kitchen

33 560 661



Single-lever basin mixer with pop-up waste

- 180° spout
- **165 mm projection**
- pivotable spout 360°
- circular, air-enriched flow
- height of mixer 310 mm
- height up to aerator 199 mm
- hole diameter 35 mm
- 2x screw-in M 8 x 1 pressure hose, leak-tested
- max. flow 5.7 l/min
- lead-free

for use on counter-top bowls



Product alternative

Single-lever basin mixer without pop-up waste

- without pop-up waste
- 180° spout

		EUR
Chrome	33 560 661-00	659.00
Brushed Chrome	33 560 661-93	856.70
Brushed Platinum	33 560 661-06	1,054.50
Champagne (22kt Gold)	33 560 661-47	1,318.00
Brushed Champagne (23kt Gold)	33 560 661-46	1,318.00
Dark Chrome	33 560 661-19	988.60
Matte Black	33 560 661-33	889.70

		EUR
Chrome	33 565 661-00	608.10
Brushed Chrome	33 565 661-93	790.50
Brushed Platinum	33 565 661-06	972.70
Champagne (22kt Gold)	33 565 661-47	1,216.20
Brushed Champagne (23kt Gold)	33 565 661-46	1,216.20
Dark Chrome	33 565 661-19	912.20
Matte Black	33 565 661-33	821.00

33 500 661



Single-lever basin mixer with pop-up waste

- **167 mm projection**
- pivotable spout 360°
- circular, air-enriched flow
- height of mixer 310 mm
- height up to aerator 225 mm
- hole diameter 35 mm
- 2x screw-in M 8 x 1 pressure hose, leak-tested
- max. flow 5.7 l/min
- lead-free

Only suitable for basins with an overflow.



Product alternative

Single-lever basin mixer without pop-up waste

- without pop-up waste

		EUR
Chrome	33 500 661-00	659.00
Brushed Chrome	33 500 661-93	856.70
Brushed Platinum	33 500 661-06	1,054.50
Champagne (22kt Gold)	33 500 661-47	1,318.00
Brushed Champagne (23kt Gold)	33 500 661-46	1,318.00
Dark Chrome	33 500 661-19	988.60
Matte Black	33 500 661-33	889.70

		EUR
Chrome	33 505 661-00	608.10
Brushed Chrome	33 505 661-93	790.50
Brushed Platinum	33 505 661-06	972.70
Champagne (22kt Gold)	33 505 661-47	1,216.20
Brushed Champagne (23kt Gold)	33 505 661-46	1,216.20
Dark Chrome	33 505 661-19	912.20
Matte Black	33 505 661-33	821.00



Product alternative

Single-lever basin mixer without pop-up waste

- without pop-up waste
- 180° spout

		EUR
Chrome	33 565 661-00	608.10
Brushed Chrome	33 565 661-93	790.50
Brushed Platinum	33 565 661-06	972.70
Champagne (22kt Gold)	33 565 661-47	1,216.20
Brushed Champagne (23kt Gold)	33 565 661-46	1,216.20
Dark Chrome	33 565 661-19	912.20
Matte Black	33 565 661-33	821.00

33 539 660



Single-lever basin mixer with raised base without pop-up waste

- **165 mm projection**
- fixed spout
- circular, air-enriched flow
- height of mixer 300 mm
- height up to aerator 219 mm
- hole diameter 35 mm
- 2x screw-in M 8 x 1 pressure hose, leak-tested
- max. flow 5.7 l/min
- lead-free

for use on counter-top bowls

		EUR
Chrome	33 539 660-00	588.70
Brushed Chrome	33 539 660-93	765.30
Brushed Platinum	33 539 660-06	942.10
Champagne (22kt Gold)	33 539 660-47	1,177.40
Brushed Champagne (23kt Gold)	33 539 660-46	1,177.40
Dark Chrome	33 539 660-19	883.20
Matte Black	33 539 660-33	794.50



33 537 660



Single-lever basin mixer with raised base without pop-up waste

- 135 mm projection
- fixed spout
- circular, air-enriched flow
- height of mixer 300 mm
- height up to aerator 219 mm
- hole diameter 35 mm
- 2x screw-in M 8 x 1 pressure hose, leak-tested
- max. flow 5.7 l/min
- lead-free

for use on counter-top bowls

		EUR
Chrome	33 537 660-00	558.30
Brushed Chrome	33 537 660-93	725.80
Brushed Platinum	33 537 660-06	893.40
Champagne (22kt Gold)	33 537 660-47	1,116.60
Brushed Champagne (23kt Gold)	33 537 660-46	1,116.60
Dark Chrome	33 537 660-19	837.40
Matte Black	33 537 660-33	753.50

33 537 662



META SLIM Single-lever basin mixer with raised base without pop-up waste

- 135 mm projection
- fixed spout
- circular, air-enriched flow
- height of mixer 301 mm
- height up to aerator 219 mm
- hole diameter 35 mm
- 2x screw-in M 8 x 1 pressure hose, leak-tested
- max. flow 5.7 l/min
- lead-free

for use on counter-top bowls

		EUR
Chrome	33 537 662-00	682.10
Brushed Chrome	33 537 662-93	886.70
Brushed Platinum	33 537 662-06	1,091.30
Champagne (22kt Gold)	33 537 662-47	1,364.20
Brushed Champagne (23kt Gold)	33 537 662-46	1,364.20
Dark Chrome	33 537 662-19	1,023.20
Matte Black	33 537 662-33	920.80

33 539 662



META SLIM Single-lever basin mixer with raised base without pop-up waste

- 165 mm projection
- fixed spout
- circular, air-enriched flow
- height of mixer 301 mm
- height up to aerator 219 mm
- hole diameter 35 mm
- 2x screw-in M 8 x 1 pressure hose, leak-tested
- max. flow 5.7 l/min
- lead-free

for use on counter-top bowls

		EUR
Chrome	33 539 662-00	719.30
Brushed Chrome	33 539 662-93	935.10
Brushed Platinum	33 539 662-06	1,151.00
Champagne (22kt Gold)	33 539 662-47	1,438.60
Brushed Champagne (23kt Gold)	33 539 662-46	1,438.60
Dark Chrome	33 539 662-19	1,078.90
Matte Black	33 539 662-33	971.00

33 534 661



Single-lever basin mixer with raised base without pop-up waste

- 201 mm projection
- pivotable spout 360°
- circular, air-enriched flow
- height of mixer 397 mm
- height up to aerator 299 mm
- hole diameter 35 mm
- 2x screw-in M 8 x 1 pressure hose, leak-tested
- max. flow 5.7 l/min
- lead-free

for use on counter-top bowls

		EUR
Chrome	33 534 661-00	855.20
Brushed Chrome	33 534 661-93	1,111.80
Brushed Platinum	33 534 661-06	1,368.30
Champagne (22kt Gold)	33 534 661-47	1,710.40
Brushed Champagne (23kt Gold)	33 534 661-46	1,710.40
Dark Chrome	33 534 661-19	1,282.80
Matte Black	33 534 661-33	1,154.70



CL.1



CYO



IMO



Lissé



LULU



Madison



MEM



Meta



Tara



VAIA



Shower



Concealed articles



Miscellaneous



Kitchen

20 713 661



Three-hole basin mixer with pop-up waste

- 168 mm projection
- pivotable spout 360°
- circular, air-enriched flow
- height of mixer 280 mm
- height up to aerator 191 mm
- hole diameter valve 32 mm
- hole diameter spout 35 mm
- rosette Ø 60 mm
- 2x screw-in M 8 x 1 pressure hose, leak-tested
- max. flow 5.7 l/min
- lead-free

Only suitable for basins with an overflow.



Optional miscellaneous

High pressure hoses

- 2x 1/2" x 3/8" high pressure hose

		EUR
Chrome	20 713 661-00	973.90
Brushed Chrome	20 713 661-93	1,266.10
Brushed Platinum	20 713 661-06	1,558.40
Champagne (22kt Gold)	20 713 661-47	1,947.80
Brushed Champagne (23kt Gold)	20 713 661-46	1,947.80
Dark Chrome	20 713 661-19	1,460.90
Matte Black	20 713 661-33	1,314.80

		EUR
	12 506 970 90	86.40

17 500 660



Pillar tap cold water

- 105 mm projection
- fixed spout
- circular, air-enriched flow
- height of mixer 136 mm
- height up to aerator 57 mm
- hole diameter 35 mm
- 1/2" connection
- rosette Ø 50 mm
- max. flow 5.7 l/min
- lead-free

		EUR
Chrome	17 500 660-00	337.30
Brushed Chrome	17 500 660-93	438.50
Brushed Platinum	17 500 660-06	539.80
Champagne (22kt Gold)	17 500 660-47	674.60
Brushed Champagne (23kt Gold)	17 500 660-46	674.60
Dark Chrome	17 500 660-19	506.00
Matte Black	17 500 660-33	455.30

17 500 661



Pillar tap cold water

- 123 mm projection
- pivotable spout 360°
- circular, air-enriched flow
- height of mixer 238 mm
- height up to aerator 168 mm
- hole diameter 35 mm
- rosette Ø 50 mm
- max. flow 5.7 l/min
- lead-free

		EUR
Chrome	17 500 661-00	358.10
Brushed Chrome	17 500 661-93	465.50
Brushed Platinum	17 500 661-06	573.00
Champagne (22kt Gold)	17 500 661-47	716.20
Brushed Champagne (23kt Gold)	17 500 661-46	716.20
Dark Chrome	17 500 661-19	537.20
Matte Black	17 500 661-33	483.30

17 500 662

NEW



Pillar tap cold water

- 123 mm projection
- fixed spout
- circular, air-enriched flow
- height of mixer 232 mm
- height up to aerator 159 mm
- hole diameter 35 mm
- 1/2" connection
- rosette Ø 60 mm
- max. flow 5.7 l/min
- lead-free

		EUR
Chrome	17 500 662-00	464.70
Brushed Chrome	17 500 662-93	604.10
Brushed Platinum	17 500 662-06	743.60
Champagne (22kt Gold)	17 500 662-47	929.40
Brushed Champagne (23kt Gold)	17 500 662-46	929.40
Dark Chrome	17 500 662-19	697.10
Matte Black	17 500 662-33	627.40

30 010 662

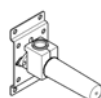
NEW



Wall-mounted valve cold water

- 126 mm projection
- fixed spout
- circular, air-enriched flow
- hole diameter 35 mm
- rosette Ø 60 mm
- max. flow 5.7 l/min
- lead-free

		EUR
Chrome	30 010 662-00	431.10
Brushed Chrome	30 010 662-93	560.40
Brushed Platinum	30 010 662-06	689.80
Champagne (22kt Gold)	30 010 662-47	862.20
Brushed Champagne (23kt Gold)	30 010 662-46	862.20
Dark Chrome	30 010 662-19	646.70
Matte Black	30 010 662-33	582.00



Optional miscellaneous

Concealed wall elbow

- min. recess depth 90 mm
- max. recess depth 163 mm

For details and miscellaneous, see page 603.

		EUR
Concealed rough parts	35 085 970 90	116.90

36 804 661



Wall-mounted single-lever basin mixer without pop-up waste

- 160 mm projection
- fixed spout
- circular, air-enriched flow
- hole diameter 60 mm
- rosette Ø 78 mm
- max. flow 5.7 l/min
- lead-free
- with single-point mounting



Required miscellaneous

- Concealed wall mounting**
- min. recess depth 78 mm
 - max. recess depth 103 mm

For details and miscellaneous, see page 583.

		EUR
Chrome	36 804 661-00	668.80
Brushed Chrome	36 804 661-93	869.40
Brushed Platinum	36 804 661-06	1,070.00
Champagne (22kt Gold)	36 804 661-47	1,337.60
Brushed Champagne (23kt Gold)	36 804 661-46	1,337.60
Dark Chrome	36 804 661-19	1,003.30
Matte Black	36 804 661-33	903.00

		EUR
Concealed rough parts	35 003 970 90	305.40

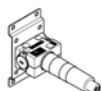
36 805 660

NEW



Wall-mounted single-lever basin mixer without pop-up waste

- 185 mm projection
- fixed spout
- circular, air-enriched flow
- hole diameter 35 mm
- rosette Ø 60 mm
- max. flow 5.7 l/min
- lead-free
- with single-point mounting



Required miscellaneous

- Concealed wall mounting**
- min. recess depth 78 mm
 - max. recess depth 103 mm

For details and miscellaneous, see page 584.

		EUR
Chrome	36 805 660-00	700.10
Brushed Chrome	36 805 660-93	910.10
Brushed Platinum	36 805 660-06	1,120.10
Champagne (22kt Gold)	36 805 660-47	1,400.20
Brushed Champagne (23kt Gold)	36 805 660-46	1,400.20
Dark Chrome	36 805 660-19	1,050.10
Matte Black	36 805 660-33	945.10

		EUR
Concealed rough parts	35 050 970 90	305.40

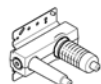
36 867 660

NEW



Wall-mounted single-lever basin mixer without pop-up waste

- 125 mm projection
- fixed spout
- circular, air-enriched flow
- hole diameter spout 35 mm
- hole diameter single-lever mixer 57 mm
- rosette for single-lever mixer Ø 78 mm
- rosette for spout Ø 60 mm
- max. flow 5.7 l/min
- lead-free



Required miscellaneous

- Concealed wall-mounted single-lever mixer**
- min. recess depth 75 mm
 - max. recess depth 95 mm

For details and miscellaneous, see page 585.



Required miscellaneous

- Concealed wall-mounted single-lever mixer on right**

NOTE: Not suitable for concealed installation. Connection by means of angle valves, mounted with screws to back wall.

For details and miscellaneous, see page 584.

		EUR
Chrome	36 867 660-00	530.00
Brushed Chrome	36 867 660-93	689.00
Brushed Platinum	36 867 660-06	848.00
Champagne (22kt Gold)	36 867 660-47	1,060.00
Brushed Champagne (23kt Gold)	36 867 660-46	1,060.00
Dark Chrome	36 867 660-19	825.60
Matte Black	36 867 660-33	715.50

		EUR
Concealed rough parts	35 860 970 90	213.80

		EUR
Concealed rough parts	35 816 970 90	367.00



CL.1



CYO



IMO



Lissé



LULU



Madison



MEM



Meta



Tara.



VAIA



Shower



Concealed articles



Miscellaneous



Kitchen

36 860 660



Wall-mounted single-lever basin mixer without pop-up waste

- 190 mm projection
- fixed spout
- circular, air-enriched flow
- hole diameter spout 37 mm
- hole diameter single-lever mixer 57 mm
- rosette for spout Ø 55 mm
- rosette for mixer Ø 78 mm
- max. flow 5.7 l/min
- lead-free



Product alternative

Wall-mounted single-lever basin mixer with individual rosettes

- 90° spout



Required miscellaneous

Concealed wall-mounted single-lever mixer

- min. recess depth 80 mm
- max. recess depth 95 mm

For details and miscellaneous, see page 585.



Required miscellaneous

Concealed wall-mounted single-lever mixer on right

NOTE: Not suitable for concealed installation. Connection by means of angle valves, mounted with screws to back wall.

For details and miscellaneous, see page 584.

		EUR
Chrome	36 860 660-00	558.20
Brushed Chrome	36 860 660-93	725.70
Brushed Platinum	36 860 660-06	893.40
Champagne (22kt Gold)	36 860 660-47	1,116.40
Brushed Champagne (23kt Gold)	36 860 660-46	1,116.40
Dark Chrome	36 860 660-19	837.30
Matte Black	36 860 660-33	753.70

		EUR
Chrome	36 862 660-00	558.20
Brushed Chrome	36 862 660-93	725.70
Brushed Platinum	36 862 660-06	893.40
Champagne (22kt Gold)	36 862 660-47	1,116.40
Brushed Champagne (23kt Gold)	36 862 660-46	1,116.40
Dark Chrome	36 862 660-19	837.30
Matte Black	36 862 660-33	753.70

		EUR
Concealed rough parts	35 860 970 90	213.80

		EUR
Concealed rough parts	35 816 970 90	367.00

36 861 660



Wall-mounted single-lever basin mixer without pop-up waste

- 250 mm projection
- fixed spout
- circular, air-enriched flow
- hole diameter spout 37 mm
- hole diameter single-lever mixer 57 mm
- rosette for spout Ø 60 mm
- rosette for mixer Ø 78 mm
- max. flow 5.7 l/min
- lead-free



Product alternative

Wall-mounted single-lever basin mixer with individual rosettes

- 90° spout



Required miscellaneous

Concealed wall-mounted single-lever mixer

- min. recess depth 80 mm
- max. recess depth 95 mm

For details and miscellaneous, see page 585.



Required miscellaneous

Concealed wall-mounted single-lever mixer on right

NOTE: Not suitable for concealed installation. Connection by means of angle valves, mounted with screws to back wall.

For details and miscellaneous, see page 584.

		EUR
Chrome	36 861 660-00	593.40
Brushed Chrome	36 861 660-93	771.40
Brushed Platinum	36 861 660-06	949.00
Champagne (22kt Gold)	36 861 660-47	1,186.80
Brushed Champagne (23kt Gold)	36 861 660-46	1,186.80
Dark Chrome	36 861 660-19	890.10
Matte Black	36 861 660-33	800.90

		EUR
Chrome	36 863 660-00	593.40
Brushed Chrome	36 863 660-93	771.40
Brushed Platinum	36 863 660-06	949.00
Champagne (22kt Gold)	36 863 660-47	1,186.80
Brushed Champagne (23kt Gold)	36 863 660-46	1,186.80
Dark Chrome	36 863 660-19	890.10
Matte Black	36 863 660-33	800.90

		EUR
Concealed rough parts	35 860 970 90	213.80

		EUR
Concealed rough parts	35 816 970 90	367.00

36 867 662

NEW

META SLIM Wall-mounted single-lever basin mixer without pop-up waste

- 125 mm projection
- fixed spout
- circular, air-enriched flow
- hole diameter single-lever mixer 57 mm
- hole diameter spout 35 mm
- rosette for single-lever mixer Ø 78 mm
- rosette for spout Ø 60 mm
- max. flow 5.7 l/min
- lead-free



		EUR
Chrome	36 867 662-00	632.80
Brushed Chrome	36 867 662-93	822.60
Brushed Platinum	36 867 662-06	1,012.40
Champagne (22kt Gold)	36 867 662-47	1,265.60
Brushed Champagne (23kt Gold)	36 867 662-46	1,265.60
Dark Chrome	36 867 662-19	949.20
Matte Black	36 867 662-33	854.30



Required miscellaneous

Concealed wall-mounted single-lever mixer

- min. recess depth 75 mm
- max. recess depth 95 mm

For details and miscellaneous, see page 585.

		EUR
Concealed rough parts	35 860 970 90	213.80



Required miscellaneous

Concealed wall-mounted single-lever mixer on right

NOTE:Not suitable for concealed installation.Connection by means of angle valves, mounted with screws to back wall.

For details and miscellaneous, see page 584.

		EUR
Concealed rough parts	35 816 970 90	367.00

36 860 662

META SLIM Wall-mounted single-lever basin mixer without pop-up waste

- 190 mm projection
- fixed spout
- circular, air-enriched flow
- hole diameter spout 37 mm
- hole diameter single-lever mixer 57 mm
- rosette for spout Ø 55 mm
- rosette for mixer Ø 78 mm
- max. flow 5.7 l/min
- lead-free



		EUR
Chrome	36 860 662-00	666.00
Brushed Chrome	36 860 662-93	865.80
Brushed Platinum	36 860 662-06	1,065.70
Champagne (22kt Gold)	36 860 662-47	1,332.00
Brushed Champagne (23kt Gold)	36 860 662-46	1,332.00
Dark Chrome	36 860 662-19	999.10
Matte Black	36 860 662-33	899.10



Required miscellaneous

Concealed wall-mounted single-lever mixer

- min. recess depth 80 mm
- max. recess depth 95 mm

For details and miscellaneous, see page 585.

		EUR
Concealed rough parts	35 860 970 90	213.80



Required miscellaneous

Concealed wall-mounted single-lever mixer on right

NOTE:Not suitable for concealed installation.Connection by means of angle valves, mounted with screws to back wall.

For details and miscellaneous, see page 584.

		EUR
Concealed rough parts	35 816 970 90	367.00



CL.1



CYO



IMO



Lissé



LULU



Madison



MEM



Meta



Tara



VAIA



Shower



Concealed articles



Miscellaneous



Kitchen

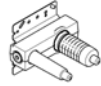
36 861 662



META SLIM Wall-mounted single-lever basin mixer without pop-up waste

- 250 mm projection
- fixed spout
- circular, air-enriched flow
- hole diameter spout 37 mm
- hole diameter single-lever mixer 57 mm
- rosette for spout Ø 55 mm
- rosette for mixer Ø 78 mm
- max. flow 5.7 l/min
- lead-free

		EUR
Chrome	36 861 662-00	708.80
Brushed Chrome	36 861 662-93	921.40
Brushed Platinum	36 861 662-06	1,133.60
Champagne (22kt Gold)	36 861 662-47	1,417.60
Brushed Champagne (23kt Gold)	36 861 662-46	1,417.60
Dark Chrome	36 861 662-19	1,063.30
Matte Black	36 861 662-33	956.80



Required miscellaneous

Concealed wall-mounted single-lever mixer

- min. recess depth 80 mm
- max. recess depth 95 mm

For details and miscellaneous, see page 585.

		EUR
Concealed rough parts	35 860 970 90	213.80



Required miscellaneous

Concealed wall-mounted single-lever mixer on right

NOTE: Not suitable for concealed installation. Connection by means of angle valves, mounted with screws to back wall.

For details and miscellaneous, see page 584.

		EUR
Concealed rough parts	35 816 970 90	367.00

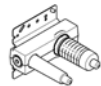
36 860 664



META PURE Wall-mounted single-lever basin mixer without pop-up waste

- 190 mm projection
- fixed spout
- circular, air-enriched flow
- hole diameter spout 37 mm
- hole diameter single-lever mixer 57 mm
- rosette for spout Ø 55 mm
- rosette for mixer Ø 78 mm
- max. flow 5.7 l/min
- lead-free

		EUR
Chrome	36 860 664-00	666.00
Brushed Chrome	36 860 664-93	865.80
Brushed Platinum	36 860 664-06	1,065.70
Champagne (22kt Gold)	36 860 664-47	1,332.00
Brushed Champagne (23kt Gold)	36 860 664-46	1,332.00
Dark Chrome	36 860 664-19	999.10
Matte Black	36 860 664-33	899.10



Required miscellaneous

Concealed wall-mounted single-lever mixer

- min. recess depth 80 mm
- max. recess depth 95 mm

For details and miscellaneous, see page 585.

		EUR
Concealed rough parts	35 860 970 90	213.80



Required miscellaneous

Concealed wall-mounted single-lever mixer on right

NOTE: Not suitable for concealed installation. Connection by means of angle valves, mounted with screws to back wall.

For details and miscellaneous, see page 584.

		EUR
Concealed rough parts	35 816 970 90	367.00



36 861 664



META PURE Wall-mounted single-lever basin mixer without pop-up waste

- 250 mm projection
- fixed spout
- circular, air-enriched flow
- hole diameter spout 37 mm
- hole diameter single-lever mixer 57 mm
- rosette for spout Ø 55 mm
- rosette for mixer Ø 78 mm
- max. flow 5.7 l/min
- lead-free

		EUR
Chrome	36 861 664-00	708.80
Brushed Chrome	36 861 664-93	921.40
Brushed Platinum	36 861 664-06	1,133.60
Champagne (22kt Gold)	36 861 664-47	1,417.60
Brushed Champagne (23kt Gold)	36 861 664-46	1,417.60
Dark Chrome	36 861 664-19	1,063.30
Matte Black	36 861 664-33	956.80



Required miscellaneous

Concealed wall-mounted single-lever mixer

- min. recess depth 80 mm
- max. recess depth 95 mm

For details and miscellaneous, see page 585.

		EUR
Concealed rough parts	35 860 970 90	213.80



Required miscellaneous

Concealed wall-mounted single-lever mixer on right

NOTE: Not suitable for concealed installation. Connection by means of angle valves, mounted with screws to back wall.

For details and miscellaneous, see page 584.

		EUR
Concealed rough parts	35 816 970 90	367.00

44 511 660

NEW Washstand fitting with electronic opening and closing function without pop-up waste



- Infrared sensor technology
- 125 mm projection
- height of mixer 140 mm
- height up to aerator 52 mm
- hole diameter 35 mm
- fixed spout
- max. flow 5.7 l/min
- circular, air-enriched flow
- suitable for thermal disinfection
- Automatic shut-off after pre-set time is reached
- Direct temperature control at faucet
- Plug-in power supply included
- lead-free
- 2x screw-in M 8 x 1 pressure hose, leak-tested

		EUR
Chrome	44 511 660-00	915.40
Brushed Chrome	44 511 660-93	1,190.00
Platinum	44 511 660-08	1,464.80
Brushed Platinum	44 511 660-06	1,464.80
Champagne (22kt Gold)	44 511 660-47	1,830.80
Brushed Champagne (23kt Gold)	44 511 660-46	1,830.80
Brushed Durabronz (23kt Gold)	44 511 660-28	1,830.80
Dark Chrome	44 511 660-19	1,373.20
Brushed Dark Platinum	44 511 660-99	1,647.90
Matte Black	44 511 660-33	1,236.00

44 515 660

NEW Washstand fitting with electronic opening and closing function without pop-up waste



- Infrared sensor technology
 - 125 mm projection
 - height of mixer 140 mm
 - height up to aerator 52 mm
 - hole diameter 35 mm
 - fixed spout
 - max. flow 5.7 l/min
 - circular, air-enriched flow
 - suitable for thermal disinfection
 - Automatic shut-off after pre-set time is reached
 - Direct temperature control at faucet
 - Battery-powered (batteries not included)
 - 1x CR-P2 battery required
 - lead-free
 - 2x screw-in M 8 x 1 pressure hose, leak-tested
- Batteries not included

		EUR
Chrome	44 515 660-00	915.40
Brushed Chrome	44 515 660-93	1,190.00
Platinum	44 515 660-08	1,464.80
Brushed Platinum	44 515 660-06	1,464.80
Champagne (22kt Gold)	44 515 660-47	1,830.80
Brushed Champagne (23kt Gold)	44 515 660-46	1,830.80
Brushed Durabronz (23kt Gold)	44 515 660-28	1,830.80
Dark Chrome	44 515 660-19	1,373.20
Brushed Dark Platinum	44 515 660-99	1,647.90
Matte Black	44 515 660-33	1,236.00



CL.1



CYO



IMO



Lissé



LULU



Madison



MEM



Meta



Tara.



VAIA



Shower



Concealed articles



Miscellaneous



Kitchen

44 521 660 **NEW** Washstand fitting with electronic opening and closing function without pop-up waste



- Infrared sensor technology
 - **165 mm projection**
 - height of mixer 310 mm
 - height up to aerator 199 mm
 - hole diameter 35 mm
 - fixed spout
 - max. flow 5.7 l/min
 - circular, air-enriched flow
 - suitable for thermal disinfection
 - Automatic shut-off after pre-set time is reached
 - Indirect temperature control (undercounter)
 - Control box included
 - Adjustable sensor detection range
 - Battery or plug-in power supply operated (batteries not included)
 - 4x AA (1.5 V) batteries required
 - lead-free
 - 1x screw-in M 8 x 1 pressure hose, leak-tested
- Batteries not included

		EUR
Chrome	44 521 660-00	708.40
Brushed Chrome	44 521 660-93	920.90
Platinum	44 521 660-08	1,133.40
Brushed Platinum	44 521 660-06	1,133.40
Champagne (22kt Gold)	44 521 660-47	1,416.80
Brushed Champagne (23kt Gold)	44 521 660-46	1,416.80
Brushed Durabross (23kt Gold)	44 521 660-28	1,416.80
Dark Chrome	44 521 660-19	1,062.60
Brushed Dark Platinum	44 521 660-99	1,275.00
Matte Black	44 521 660-33	956.30

13 716 882 +
42 765 970 eSET Touchfree Basin mixer without pop-up waste with temperature setting



- **166 mm projection**
- pivotable spout 360°
- circular, air-enriched flow
- height of mixer 285 mm
- height up to aerator 163 mm
- rosette Ø 60 mm
- hole diameter 35 mm
- 2x screw-in M 10 x 1 pressure hose, leak-tested
- 1/2" connection
- max. flow 7 l/min
- lead-free
- automatic hygiene flush
- suitable for thermal disinfection
- adjustable follow-up time
- high-frequency sensors with self-calibration
- magnetic valve
- temperature setting via thermostat
- 100-240 V AC / 12 V DC, 50-60 Hz, 18 W power supply unit, incl. country-specific adapter set

Cannot be combined with basins in conducting materials (e.g. steel, river stone).

Cannot be combined with basins that have a closing drain.

		EUR
Chrome	1 x 13 716 882-00	554.00
	1 x 42 765 970 90	654.40
	Total price:	1,208.40



Required miscellaneous

eSET Touchfree Basin mixer with temperature setting for combining with free-standing fittings

For details and miscellaneous, see page 598.

		EUR
Concealed rough parts	35 740 970 90	298.60



13 716 882 +
42 766 970



eSET Touchfree Basin mixer without pop-up waste without temperature setting

- 166 mm projection
- pivotable spout 360°
- circular, air-enriched flow
- height of mixer 285 mm
- height up to aerator 163 mm
- rosette Ø 60 mm
- hole diameter 35 mm
- 2x screw-in M 10 x 1 pressure hose, leak-tested
- 1/2" connection
- max. flow 7 l/min
- lead-free
- automatic hygiene flush
- suitable for thermal disinfection
- adjustable follow-up time
- high-frequency sensors with self-calibration
- magnetic valve
- 100-240 V AC / 12 V DC, 50-60 Hz, 18 W power supply unit, incl. country-specific adapter set

Cannot be combined with basins in conducting materials (e.g. steel, river stone).

Cannot be combined with basins that have a closing drain.

		EUR
Chrome	1 x 13 716 882-00	554.00
	1 x 42 766 970 90	545.30
	Total price:	1,099.30



Required miscellaneous

eSET Touchfree Basin mixer without temperature setting for combining with free-standing fittings

For details and miscellaneous, see page 598.

		EUR
Concealed rough parts	35 742 970 90	271.30

13 800 882 +
42 765 970



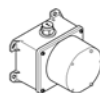
eSET Touchfree Basin mixer without pop-up waste with temperature setting

- 190 mm projection
- fixed spout
- circular, air-enriched flow
- hole diameter 40 mm
- rosette Ø 60 mm
- 1/2" connection
- plug-link mounting
- max. flow 7 l/min
- lead-free
- automatic hygiene flush
- suitable for thermal disinfection
- adjustable follow-up time
- high-frequency sensors with self-calibration
- magnetic valve
- temperature setting via thermostat
- 100-240 V AC / 12 V DC, 50-60 Hz, 18 W power supply unit, incl. country-specific adapter set

Cannot be combined with basins in conducting materials (e.g. steel, river stone).

Cannot be combined with basins that have a closing drain.

		EUR
Chrome	1 x 13 800 882-00	467.90
	1 x 42 765 970 90	654.40
	Total price:	1,122.30



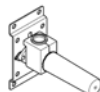
Required miscellaneous

eSET Touchfree Basin mixer with temperature setting for combining with wall-mounted fittings

- min. recess depth 90 mm
- max. recess depth 125 mm

For details and miscellaneous, see page 598.

		EUR
Concealed rough parts	35 741 970 90	298.60



Optional miscellaneous

Concealed wall elbow

- min. recess depth 90 mm
- max. recess depth 163 mm

For details and miscellaneous, see page 603.

		EUR
Concealed rough parts	35 085 970 90	116.90



CL.1



CYO



IMO



Lissé



LULU



Madison



MEM



Meta



Tara



VAIA



Shower



Concealed articles



Miscellaneous



Kitchen

13 800 882 +
42 766 970



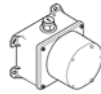
eSET Touchfree Basin mixer without pop-up waste without temperature setting

- 190 mm projection
- fixed spout
- circular, air-enriched flow
- hole diameter 40 mm
- rosette Ø 60 mm
- 1/2" connection
- plug-link mounting
- max. flow 7 l/min
- lead-free
- automatic hygiene flush
- suitable for thermal disinfection
- adjustable follow-up time
- high-frequency sensors with self-calibration
- magnetic valve
- 100-240 V AC / 12 V DC, 50-60 Hz, 18 W power supply unit, incl. country-specific adapter set

Cannot be combined with basins in conducting materials (e.g. steel, river stone).

Cannot be combined with basins that have a closing drain.

		EUR
Chrome	1 x 13 800 882-00	467.90
	1 x 42 766 970 90	545.30
	Total price:	1,013.20



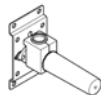
Required miscellaneous

eSET Touchfree Basin mixer without temperature setting for combining with wall-mounted fittings

- min. recess depth 90 mm
- max. recess depth 125 mm

For details and miscellaneous, see page 598.

		EUR
Concealed rough parts	35 743 970 90	271.30



Optional miscellaneous

Concealed wall elbow

- min. recess depth 90 mm
- max. recess depth 163 mm

For details and miscellaneous, see page 603.

		EUR
Concealed rough parts	35 085 970 90	116.90

Accessories

22 901 979



Angle valve

- rosette Ø 55 mm
- hose covering 200 mm, for shortening

		EUR
Chrome	22 901 979-00	179.50
Brushed Chrome	22 901 979-93	233.40
Platinum	22 901 979-08	287.20
Brushed Platinum	22 901 979-06	287.20
Champagne (22kt Gold)	22 901 979-47	359.00
Brushed Champagne (23kt Gold)	22 901 979-46	359.00
Brushed Durabrass (23kt Gold)	22 901 979-28	359.00
Dark Chrome	22 901 979-19	269.20
Brushed Dark Platinum	22 901 979-99	322.90
Matte Black	22 901 979-33	242.40

10 060 970



Siphon for basin

- rosette Ø 70 mm

		EUR
Chrome	10 060 970-00	322.30
Brushed Chrome	10 060 970-93	419.00
Platinum	10 060 970-08	515.80
Brushed Platinum	10 060 970-06	515.80
Champagne (22kt Gold)	10 060 970-47	644.60
Brushed Champagne (23kt Gold)	10 060 970-46	644.60
Brushed Durabrass (23kt Gold)	10 060 970-28	644.60
Dark Chrome	10 060 970-19	483.40
Brushed Dark Platinum	10 060 970-99	580.10
Matte Black	10 060 970-33	435.20



33 600 660



Single-lever bidet mixer with pop-up waste

- 125 mm projection
- ball-joint pivotable through 15° (in any direction)
- circular, air-enriched flow
- height of mixer 133 mm
- height up to aerator 55 mm
- hole diameter 35 mm
- 2x screw-in M 8 x 1 pressure hose, leak-tested
- max. flow 5.7 l/min

		EUR
Chrome	33 600 660-00	630.90
Brushed Chrome	33 600 660-93	820.20
Brushed Platinum	33 600 660-06	1,009.20
Champagne (22kt Gold)	33 600 660-47	1,261.80
Brushed Champagne (23kt Gold)	33 600 660-46	1,261.80
Dark Chrome	33 600 660-19	946.30
Matte Black	33 600 660-33	851.60



CL.1



CYO



IMO



Lissé



LULU



Madison



MEM



Meta



Tara.



VAIA



Shower



Concealed articles



Miscellaneous



Kitchen

36 002 970 +
28 017 979



Concealed single-lever mixer with integrated shower connection with hand shower set

- metal shower hose 1750 mm with integrated anti-twist protection
- hand shower: normal flow
- spray head Ø 130 mm
- max. hand shower flow 15 l/min

Intrinsic protection against back flow.

		EUR
Chrome	1 x 36 002 970-00	715.80
	1 x 28 017 979-00	173.10
Total price:		888.90
Brushed Chrome	1 x 36 002 970-93	930.50
	1 x 28 017 979-93	225.00
Total price:		1,155.50
Platinum	1 x 36 002 970-08	1,146.00
	1 x 28 017 979-08	277.10
Total price:		1,423.10
Brushed Platinum	1 x 36 002 970-06	1,145.30
	1 x 28 017 979-06	277.10
Total price:		1,422.40
Champagne (22kt Gold)	1 x 36 002 970-47	1,431.60
	1 x 28 017 979-47	346.20
Total price:		1,777.80
Brushed Champagne (23kt Gold)	1 x 36 002 970-46	1,431.60
	1 x 28 017 979-46	346.20
Total price:		1,777.80
Brushed Durabrass (23kt Gold)	1 x 36 002 970-28	1,431.60
	1 x 28 017 979-28	346.20
Total price:		1,777.80
Dark Chrome	1 x 36 002 970-19	1,073.80
	1 x 28 017 979-19	259.70
Total price:		1,333.50
Brushed Dark Platinum	1 x 36 002 970-99	1,288.40
	1 x 28 017 979-99	311.60
Total price:		1,600.00
Matte Black	1 x 36 002 970-33	966.40
	1 x 28 017 979-33	233.80
Total price:		1,200.20



Product alternative

Hand shower

- three settings: normal flow, soft flow, massage flow
- spray head Ø 100 mm
- max. flow 15 l/min

Hand shower see page 557.

For details and miscellaneous, see page 558.

		EUR
Chrome	28 018 979-00	129.20
Brushed Chrome	28 018 979-93	168.00
Platinum	28 018 979-08	206.70
Brushed Platinum	28 018 979-06	206.70
Champagne (22kt Gold)	28 018 979-47	258.40
Brushed Champagne (23kt Gold)	28 018 979-46	258.40
Brushed Durabrass (23kt Gold)	28 018 979-28	258.40
Dark Chrome	28 018 979-19	193.80
Brushed Dark Platinum	28 018 979-99	232.50
Matte Black	28 018 979-33	174.40



Product alternative

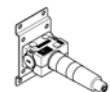
Hand shower

- four settings: normal flow, soft flow, massage flow, cascade
- spray head Ø 120 mm
- max. flow 15 l/min

Hand shower see page 557.

For details and miscellaneous, see page 559.

		EUR
Chrome	28 012 979-00	224.70
Brushed Chrome	28 012 979-93	292.10
Platinum	28 012 979-08	359.50
Brushed Platinum	28 012 979-06	359.50
Champagne (22kt Gold)	28 012 979-47	449.40
Brushed Champagne (23kt Gold)	28 012 979-46	449.40
Brushed Durabrass (23kt Gold)	28 012 979-28	449.40
Dark Chrome	28 012 979-19	337.10
Brushed Dark Platinum	28 012 979-99	404.50
Matte Black	28 012 979-33	303.30



Required miscellaneous

Concealed wall mounting

- min. recess depth 80 mm
- max. recess depth 105 mm

For details and miscellaneous, see page 584.

		EUR
Concealed rough parts	35 050 970 90	305.40

36 013 660 +
28 018 979

Concealed single-lever mixer with integrated shower connection with shower set

- cover plate Ø 78 mm
- metal shower hose 1750 mm with integrated anti-twist protection
- slide bar
- three settings: normal flow, soft flow, massage flow
- spray head Ø 100 mm
- max. flow 15 l/min

Intrinsic protection against back flow.

		EUR
Chrome	1 x 36 013 660-00	907.30
	1 x 28 018 979-00	129.20
	Total price:	1,036.50
Brushed Chrome	1 x 36 013 660-93	1,179.50
	1 x 28 018 979-93	168.00
	Total price:	1,347.50
Platinum	1 x 36 013 660-08	1,452.30
	1 x 28 018 979-08	206.70
	Total price:	1,659.00
Brushed Platinum	1 x 36 013 660-06	1,451.40
	1 x 28 018 979-06	206.70
	Total price:	1,658.10
Brushed Champagne (23kt Gold)	1 x 36 013 660-46	1,814.60
	1 x 28 018 979-46	258.40
	Total price:	2,073.00
Champagne (22kt Gold)	1 x 36 013 660-47	1,814.60
	1 x 28 018 979-47	258.40
	Total price:	2,073.00
Brushed Durabross (23kt Gold)	1 x 36 013 660-28	1,814.60
	1 x 28 018 979-28	258.40
	Total price:	2,073.00
Dark Chrome	1 x 36 013 660-19	1,360.90
	1 x 28 018 979-19	193.80
	Total price:	1,554.70
Brushed Dark Platinum	1 x 36 013 660-99	1,633.00
	1 x 28 018 979-99	232.50
	Total price:	1,865.50
Matte Black	1 x 36 013 660-33	1,224.90
	1 x 28 018 979-33	174.40
	Total price:	1,399.30



Product alternative

Hand shower

- four settings: normal flow, soft flow, massage flow, cascade
- spray head Ø 120 mm
- max. flow 15 l/min

Hand shower see page 557.

For details and miscellaneous, see page 559.

		EUR
Chrome	28 012 979-00	224.70
	28 012 979-93	292.10
Platinum	28 012 979-08	359.50
	28 012 979-06	359.50
Brushed Champagne (23kt Gold)	28 012 979-46	449.40
	28 012 979-47	449.40
Brushed Durabross (23kt Gold)	28 012 979-28	449.40
	28 012 979-19	337.10
Brushed Dark Platinum	28 012 979-99	404.50
	28 012 979-33	303.30

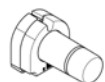


Product alternative

Hand shower

- normal flow
- spray head Ø 130 mm
- max. flow 6.8 l/min

		EUR
Chrome	28 017 979-00 0010	173.10
	28 017 979-93 0010	225.00
Platinum	28 017 979-08 0010	276.80
	28 017 979-06 0010	276.80
Brushed Champagne (23kt Gold)	28 017 979-46 0010	346.20
	28 017 979-47 0010	346.20
Brushed Durabross (23kt Gold)	28 017 979-28 0010	346.20
	28 017 979-19 0010	259.70
Brushed Dark Platinum	28 017 979-99 0010	311.40
	28 017 979-33 0010	233.80



Required miscellaneous

Concealed wall mounting

- min. recess depth 78 mm
- max. recess depth 103 mm

For details and miscellaneous, see page 583.

		EUR
Concealed rough parts	35 003 970 90	305.40



CL.1



CYO



IMO



Lissé



LULU



Madison



MEM



Meta



Tara.



VAIA



Shower



Concealed articles



Miscellaneous



Kitchen

36 110 970 +
28 017 979



Concealed single-lever mixer with integrated shower connection with shower set

- metal shower hose 1750 mm with integrated anti-twist protection
- slide bar
- Pipe diameter 18 mm
- hand shower: normal flow
- spray head Ø 130 mm
- max. hand shower flow 15 l/min

Intrinsic protection against back flow.

		EUR
Chrome	1 x 36 110 970-00	853.40
	1 x 28 017 979-00	173.10
Total price:		1,026.50
Brushed Chrome	1 x 36 110 970-93	1,109.40
	1 x 28 017 979-93	225.00
Total price:		1,334.40
Platinum	1 x 36 110 970-08	1,365.80
	1 x 28 017 979-08	277.10
Total price:		1,642.90
Brushed Platinum	1 x 36 110 970-06	1,364.90
	1 x 28 017 979-06	277.10
Total price:		1,642.00
Champagne (22kt Gold)	1 x 36 110 970-47	1,706.80
	1 x 28 017 979-47	346.20
Total price:		2,053.00
Brushed Champagne (23kt Gold)	1 x 36 110 970-46	1,706.80
	1 x 28 017 979-46	346.20
Total price:		2,053.00
Brushed Durabronz (23kt Gold)	1 x 36 110 970-28	1,706.80
	1 x 28 017 979-28	346.20
Total price:		2,053.00
Dark Chrome	1 x 36 110 970-19	1,280.00
	1 x 28 017 979-19	259.70
Total price:		1,539.70
Brushed Dark Platinum	1 x 36 110 970-99	1,535.40
	1 x 28 017 979-99	311.60
Total price:		1,847.00
Matte Black	1 x 36 110 970-33	1,151.90
	1 x 28 017 979-33	233.80
Total price:		1,385.70



Product alternative

Hand shower

- three settings: normal flow, soft flow, massage flow
- spray head Ø 100 mm
- max. flow 15 l/min

Hand shower see page 557.

For details and miscellaneous, see page 558.

		EUR
Chrome	28 018 979-00	129.20
Brushed Chrome	28 018 979-93	168.00
Platinum	28 018 979-08	206.70
Brushed Platinum	28 018 979-06	206.70
Champagne (22kt Gold)	28 018 979-47	258.40
Brushed Champagne (23kt Gold)	28 018 979-46	258.40
Brushed Durabronz (23kt Gold)	28 018 979-28	258.40
Dark Chrome	28 018 979-19	193.80
Brushed Dark Platinum	28 018 979-99	232.50
Matte Black	28 018 979-33	174.40



Product alternative

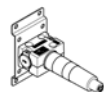
Hand shower

- four settings: normal flow, soft flow, massage flow, cascade
- spray head Ø 120 mm
- max. flow 15 l/min

Hand shower see page 557.

For details and miscellaneous, see page 559.

		EUR
Chrome	28 012 979-00	224.70
Brushed Chrome	28 012 979-93	292.10
Platinum	28 012 979-08	359.50
Brushed Platinum	28 012 979-06	359.50
Champagne (22kt Gold)	28 012 979-47	449.40
Brushed Champagne (23kt Gold)	28 012 979-46	449.40
Brushed Durabronz (23kt Gold)	28 012 979-28	449.40
Dark Chrome	28 012 979-19	337.10
Brushed Dark Platinum	28 012 979-99	404.50
Matte Black	28 012 979-33	303.30



Required miscellaneous

Concealed wall mounting

- min. recess depth 80 mm
- max. recess depth 105 mm

For details and miscellaneous, see page 584.

		EUR
Concealed rough parts	35 050 970 90	305.40



36 111 970 +
28 018 979

Concealed single-lever mixer with integrated shower connection with shower set

- metal shower hose 1750 mm with integrated anti-twist protection
- slide bar
- Pipe diameter 18 mm
- hand shower: three settings: normal flow, soft flow, massage flow
- spray head Ø 100 mm
- max. hand shower flow 15 l/min

Intrinsic protection against back flow.

		EUR
Chrome	1 x 36 111 970-00	977.00
	1 x 28 018 979-00	129.20
	Total price:	1,106.20
Brushed Chrome	1 x 36 111 970-93	1,270.10
	1 x 28 018 979-93	168.00
	Total price:	1,438.10
Platinum	1 x 36 111 970-08	1,563.80
	1 x 28 018 979-08	206.70
	Total price:	1,770.50
Brushed Platinum	1 x 36 111 970-06	1,563.00
	1 x 28 018 979-06	206.70
	Total price:	1,769.70
Champagne (22kt Gold)	1 x 36 111 970-47	1,954.00
	1 x 28 018 979-47	258.40
	Total price:	2,212.40
Brushed Champagne (23kt Gold)	1 x 36 111 970-46	1,954.00
	1 x 28 018 979-46	258.40
	Total price:	2,212.40
Brushed Durabronz (23kt Gold)	1 x 36 111 970-28	1,954.00
	1 x 28 018 979-28	258.40
	Total price:	2,212.40
Dark Chrome	1 x 36 111 970-19	1,465.50
	1 x 28 018 979-19	193.80
	Total price:	1,659.30
Brushed Dark Platinum	1 x 36 111 970-99	1,758.10
	1 x 28 018 979-99	232.50
	Total price:	1,990.60
Matte Black	1 x 36 111 970-33	1,319.00
	1 x 28 018 979-33	174.40
	Total price:	1,493.40



Product alternative

Hand shower

- four settings: normal flow, soft flow, massage flow, cascade
 - spray head Ø 120 mm
 - max. flow 15 l/min
- Hand shower see page 557.

For details and miscellaneous, see page 559.

		EUR
Chrome	28 012 979-00	224.70
	28 012 979-93	292.10
Platinum	28 012 979-08	359.50
	28 012 979-06	359.50
Champagne (22kt Gold)	28 012 979-47	449.40
Brushed Champagne (23kt Gold)	28 012 979-46	449.40
Brushed Durabronz (23kt Gold)	28 012 979-28	449.40
Dark Chrome	28 012 979-19	337.10
Brushed Dark Platinum	28 012 979-99	404.50
Matte Black	28 012 979-33	303.30

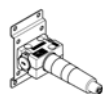


Product alternative

Hand shower

- normal flow
- spray head Ø 130 mm
- max. flow 6.8 l/min

		EUR
Chrome	28 017 979-00 0010	173.10
	28 017 979-93 0010	225.00
Platinum	28 017 979-08 0010	276.80
	28 017 979-06 0010	276.80
Champagne (22kt Gold)	28 017 979-47 0010	346.20
Brushed Champagne (23kt Gold)	28 017 979-46 0010	346.20
Brushed Durabronz (23kt Gold)	28 017 979-28 0010	346.20
Dark Chrome	28 017 979-19 0010	259.70
Brushed Dark Platinum	28 017 979-99 0010	311.40
Matte Black	28 017 979-33 0010	233.80



Required miscellaneous

Concealed wall mounting

- min. recess depth 80 mm
- max. recess depth 105 mm

For details and miscellaneous, see page 584.

		EUR
Concealed rough parts	35 050 970 90	305.40



CL.1



CYO



IMO



Lissé



LULU



Madison



MEM



Meta



Tara.



VAIA



Shower



Concealed articles



Miscellaneous



Kitchen

26 413 625 +
28 018 979



Shower set

- slide bar
- Pipe diameter 18 mm
- rosette Ø 55 mm
- gauge 800 mm
- metal shower hose 1750 mm with integrated anti-twist protection
- shower hose connector 3/8"
- three settings: normal flow, soft flow, massage flow
- spray head Ø 100 mm
- max. flow 15 l/min

Intrinsic protection against back flow.

		EUR
Chrome	1 x 26 413 625-00	667.20
	1 x 28 018 979-00	129.20
	Total price:	796.40
Brushed Chrome	1 x 26 413 625-93	867.40
	1 x 28 018 979-93	168.00
	Total price:	1,035.40
Platinum	1 x 26 413 625-08	1,067.80
	1 x 28 018 979-08	206.70
	Total price:	1,274.50
Brushed Platinum	1 x 26 413 625-06	1,067.80
	1 x 28 018 979-06	206.70
	Total price:	1,274.50
Champagne (22kt Gold)	1 x 26 413 625-47	1,334.40
	1 x 28 018 979-47	258.40
	Total price:	1,592.80
Brushed Champagne (23kt Gold)	1 x 26 413 625-46	1,334.40
	1 x 28 018 979-46	258.40
	Total price:	1,592.80
Brushed Durabrass (23kt Gold)	1 x 26 413 625-28	1,334.40
	1 x 28 018 979-28	258.40
	Total price:	1,592.80
Dark Chrome	1 x 26 413 625-19	1,000.80
	1 x 28 018 979-19	193.80
	Total price:	1,194.60
Brushed Dark Platinum	1 x 26 413 625-99	1,201.30
	1 x 28 018 979-99	232.50
	Total price:	1,433.80
Matte Black	1 x 26 413 625-33	900.40
	1 x 28 018 979-33	174.40
	Total price:	1,074.80



Product alternative

Hand shower

- four settings: normal flow, soft flow, massage flow, cascade
 - spray head Ø 120 mm
 - max. flow 15 l/min
- Hand shower see page 557.

For details and miscellaneous, see page 559.

		EUR
Chrome	28 012 979-00	224.70



Product alternative

Hand shower

- normal flow
- spray head Ø 130 mm
- max. flow 6.8 l/min

		EUR
Chrome	28 017 979-00 0010	173.10

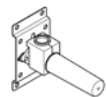


Optional miscellaneous

Wall elbow

For details and miscellaneous, see main items

		EUR
Chrome	28 450 625-00	110.10



Optional miscellaneous

Concealed wall elbow

- min. recess depth 90 mm
- max. recess depth 163 mm

For details and miscellaneous, see page 603.

		EUR
Concealed rough parts	35 085 970 90	116.90



26 413 979 +
28 018 979

Shower set

- slide bar
- Pipe diameter 18 mm
- gauge 853 mm
- metal shower hose 1750 mm with integrated anti-twist protection
- shower hose connector 3/8"
- three settings: normal flow, soft flow, massage flow
- spray head Ø 100 mm
- max. flow 15 l/min

		EUR
Chrome	1 x 26 413 979-00	400.10
	1 x 28 018 979-00	129.20
	Total price:	529.30
Brushed Chrome	1 x 26 413 979-93	520.10
	1 x 28 018 979-93	168.00
	Total price:	688.10
Platinum	1 x 26 413 979-08	640.10
	1 x 28 018 979-08	206.70
	Total price:	846.80
Brushed Platinum	1 x 26 413 979-06	652.50
	1 x 28 018 979-06	206.70
	Total price:	859.20
Champagne (22kt Gold)	1 x 26 413 979-47	800.20
	1 x 28 018 979-47	258.40
	Total price:	1,058.60
Brushed Champagne (23kt Gold)	1 x 26 413 979-46	800.20
	1 x 28 018 979-46	258.40
	Total price:	1,058.60
Brushed Durabross (23kt Gold)	1 x 26 413 979-28	800.20
	1 x 28 018 979-28	258.40
	Total price:	1,058.60
Dark Chrome	1 x 26 413 979-19	600.30
	1 x 28 018 979-19	193.80
	Total price:	794.10
Brushed Dark Platinum	1 x 26 413 979-99	720.00
	1 x 28 018 979-99	232.50
	Total price:	952.50
Matte Black	1 x 26 413 979-33	550.50
	1 x 28 018 979-33	174.40
	Total price:	724.90



Product alternative

Hand shower

- four settings: normal flow, soft flow, massage flow, cascade
 - spray head Ø 120 mm
 - max. flow 15 l/min
- Hand shower see page 557.

For details and miscellaneous, see page 559.

		EUR
Chrome	28 012 979-00	224.70
	28 012 979-93	292.10
Platinum	28 012 979-08	359.50
	28 012 979-06	359.50
Champagne (22kt Gold)	28 012 979-47	449.40
Brushed Champagne (23kt Gold)	28 012 979-46	449.40
Brushed Durabross (23kt Gold)	28 012 979-28	449.40
Dark Chrome	28 012 979-19	337.10
Brushed Dark Platinum	28 012 979-99	404.50
Matte Black	28 012 979-33	303.30

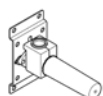


Product alternative

Hand shower

- normal flow
- spray head Ø 130 mm
- max. flow 6.8 l/min

		EUR
Chrome	28 017 979-00 0010	173.10
	28 017 979-93 0010	225.00
Platinum	28 017 979-08 0010	276.80
	28 017 979-06 0010	276.80
Champagne (22kt Gold)	28 017 979-47 0010	346.20
Brushed Champagne (23kt Gold)	28 017 979-46 0010	346.20
Brushed Durabross (23kt Gold)	28 017 979-28 0010	346.20
Dark Chrome	28 017 979-19 0010	259.70
Brushed Dark Platinum	28 017 979-99 0010	311.40
Matte Black	28 017 979-33 0010	233.80



Optional miscellaneous

Concealed wall elbow

- min. recess depth 90 mm
- max. recess depth 163 mm

For details and miscellaneous, see page 603.

		EUR
Concealed rough parts	35 085 970 90	116.90



CL.1



CYO



IMO



Lissé



LULU



Madison



MEM



Meta



Tara.



VAIA



Shower



Concealed articles



Miscellaneous



Kitchen

36 112 970 +
28 015 979



Showerpipe with single-lever shower mixer

- shower with fixed riser projection 450 mm
- overhead shower: rain flow
- rain shower Ø 220 mm
- rain shower with anti-scale system
- max. rainshower flow 14 l/min
- hand shower: normal flow
- spray head Ø 100 mm
- max. hand shower flow 15 l/min
- height of fittings up to rain shower (bottom edge) 985 mm
- height of fittings up to top edge of elbow 1170 mm
- metal shower hose 1750 mm with integrated anti-twist protection
- 1/2" connection
- slide bar
- Pipe diameter 23,5 mm
- automatic diverter for fixed-riser shower/hand shower

Intrinsic protection against back flow.

		EUR
Chrome	1 x 36 112 970-00	2,284.00
	1 x 28 015 979-00	120.20
	Total price:	2,404.20
Platinum	1 x 36 112 970-08	3,573.10
	1 x 28 015 979-08	192.50
	Total price:	3,765.60
Brushed Platinum	1 x 36 112 970-06	3,654.40
	1 x 28 015 979-06	192.50
	Total price:	3,846.90
Champagne (22kt Gold)	1 x 36 112 970-47	4,568.00
	1 x 28 015 979-47	240.40
	Total price:	4,808.40
Brushed Champagne (23kt Gold)	1 x 36 112 970-46	4,568.00
	1 x 28 015 979-46	240.40
	Total price:	4,808.40
Brushed Durabross (23kt Gold)	1 x 36 112 970-28	4,568.00
	1 x 28 015 979-28	240.40
	Total price:	4,808.40
Dark Chrome	1 x 36 112 970-19	3,426.00
	1 x 28 015 979-19	180.30
	Total price:	3,606.30
Brushed Dark Platinum	1 x 36 112 970-99	4,019.90
	1 x 28 015 979-99	216.30
	Total price:	4,236.20
Matte Black	1 x 36 112 970-33	3,083.40
	1 x 28 015 979-33	162.10
	Total price:	3,245.50



Product alternative

Showerpipe with single-lever shower mixer without hand shower

- Max. flow rate 7 l/min

This article does not include a hand shower!

		EUR
Chrome	36 102 970-00	2,284.00
Platinum	36 102 970-08	3,654.40
Brushed Platinum	36 102 970-06	3,654.40
Champagne (22kt Gold)	36 102 970-47	4,568.00
Brushed Champagne (23kt Gold)	36 102 970-46	4,568.00
Brushed Durabross (23kt Gold)	36 102 970-28	4,568.00
Dark Chrome	36 102 970-19	3,426.00
Brushed Dark Platinum	36 102 970-99	4,111.20
Matte Black	36 102 970-33	3,083.40



Product alternative

Hand shower

- three settings: normal flow, soft flow, massage flow
 - spray head Ø 130 mm
 - max. flow 15 l/min
- Hand shower see page 557.

For details and miscellaneous, see page 559.

		EUR
Chrome	28 016 979-00	186.40
Platinum	28 016 979-08	298.50
Brushed Platinum	28 016 979-06	298.50
Champagne (22kt Gold)	28 016 979-47	372.80
Brushed Champagne (23kt Gold)	28 016 979-46	372.80
Brushed Durabross (23kt Gold)	28 016 979-28	372.80
Dark Chrome	28 016 979-19	279.60
Brushed Dark Platinum	28 016 979-99	335.60
Matte Black	28 016 979-33	251.70



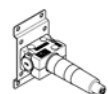
Product alternative

Hand shower

- normal flow
 - max. flow 15 l/min
- Hand shower see page 557.

For details and miscellaneous, see page 557.

		EUR
Chrome	28 019 979-00	226.00
Platinum	28 019 979-08	361.80
Brushed Platinum	28 019 979-06	361.80
Champagne (22kt Gold)	28 019 979-47	452.00
Brushed Champagne (23kt Gold)	28 019 979-46	452.00
Brushed Durabross (23kt Gold)	28 019 979-28	452.00
Dark Chrome	28 019 979-19	339.00
Brushed Dark Platinum	28 019 979-99	406.90
Matte Black	28 019 979-33	305.20



Required miscellaneous

Concealed wall mounting

- min. recess depth 80 mm
- max. recess depth 105 mm

For details and miscellaneous, see page 584.

		EUR
Concealed rough parts	35 050 970 90	305.40



34 460 979 +
28 018 979



Showerpipe with shower thermostat

- shower with fixed riser projection 453 mm
- overhead shower: rain flow
- rain shower Ø 300 mm
- rain shower with anti-scale system
- max. rainshower flow 14 l/min
- hand shower: three settings: normal flow, soft flow, massage flow
- spray head Ø 100 mm
- max. hand shower flow 15 l/min
- rotary diverter with volume control and shut-off function
- slide-on rosettes Ø 70 mm
- height of fittings up to rain shower (bottom edge) 985 mm
- height of fittings up to top edge of elbow 1170 mm
- gauge 150 mm - 13 mm
- metal shower hose 1750 mm with integrated anti-twist protection
- 1/2" connection
- slide bar
- Pipe diameter 23.5 mm

Intrinsic protection against back flow.

		EUR
Chrome	1 x 34 460 979-00	2,603.10
	1 x 28 018 979-00	129.20
Total price:		2,732.30
Brushed Chrome	1 x 34 460 979-93	3,384.00
	1 x 28 018 979-93	168.00
Total price:		3,552.00
Platinum	1 x 34 460 979-08	4,164.80
	1 x 28 018 979-08	206.70
Total price:		4,371.50
Brushed Platinum	1 x 34 460 979-06	4,165.00
	1 x 28 018 979-06	206.70
Total price:		4,371.70
Champagne (22kt Gold)	1 x 34 460 979-47	5,206.20
	1 x 28 018 979-47	258.40
Total price:		5,464.60
Brushed Champagne (23kt Gold)	1 x 34 460 979-46	5,206.20
	1 x 28 018 979-46	258.40
Total price:		5,464.60
Brushed Durabronze (23kt Gold)	1 x 34 460 979-28	5,206.20
	1 x 28 018 979-28	258.40
Total price:		5,464.60
Dark Chrome	1 x 34 460 979-19	3,904.70
	1 x 28 018 979-19	193.80
Total price:		4,098.50
Brushed Dark Platinum	1 x 34 460 979-99	4,685.50
	1 x 28 018 979-99	232.50
Total price:		4,918.00
Matte Black	1 x 34 460 979-33	3,514.20
	1 x 28 018 979-33	174.40
Total price:		3,688.60



Product alternative

Showerpipe with shower thermostat without hand shower

- max. flow 7 l/min
- rain shower Ø 220 mm

This article does not include a hand shower!

		EUR
Chrome	34 459 979-00	2,471.40
Brushed Chrome	34 459 979-93	3,212.80
Platinum	34 459 979-08	3,865.40
Brushed Platinum	34 459 979-06	3,865.40
Champagne (22kt Gold)	34 459 979-47	4,942.80
Brushed Champagne (23kt Gold)	34 459 979-46	4,942.80
Brushed Durabronze (23kt Gold)	34 459 979-28	4,942.80
Dark Chrome	34 459 979-19	3,707.10
Brushed Dark Platinum	34 459 979-99	4,348.70
Matte Black	34 459 979-33	3,261.70



Product alternative

Hand shower

- four settings: normal flow, soft flow, massage flow, cascade
- spray head Ø 120 mm
- max. flow 15 l/min

Hand shower see page 557.

For details and miscellaneous, see page 559.

		EUR
Chrome	28 012 979-00	224.70
Brushed Chrome	28 012 979-93	292.10
Platinum	28 012 979-08	359.50
Brushed Platinum	28 012 979-06	359.50
Champagne (22kt Gold)	28 012 979-47	449.40
Brushed Champagne (23kt Gold)	28 012 979-46	449.40
Brushed Durabronze (23kt Gold)	28 012 979-28	449.40
Dark Chrome	28 012 979-19	337.10
Brushed Dark Platinum	28 012 979-99	404.50
Matte Black	28 012 979-33	303.30



Product alternative

Hand shower

- normal flow
- max. flow 6.8 l/min

		EUR
Chrome	28 019 979-00 0010	226.00
Brushed Chrome	28 019 979-93 0010	293.80
Platinum	28 019 979-08 0010	361.60
Brushed Platinum	28 019 979-06 0010	361.60
Champagne (22kt Gold)	28 019 979-47 0010	452.00
Brushed Champagne (23kt Gold)	28 019 979-46 0010	452.00
Brushed Durabronze (23kt Gold)	28 019 979-28 0010	452.00
Dark Chrome	28 019 979-19 0010	339.00
Brushed Dark Platinum	28 019 979-99 0010	406.80
Matte Black	28 019 979-33 0010	305.10



CL.1



CYO



IMO



Lissé



LULU



Madison



MEM



Meta



Tara.



VAIA



Shower



Concealed articles



Miscellaneous



Kitchen

26 024 661 +
28 019 979



Shower system with single-lever shower mixer without hand shower

- shower with fixed riser projection 450 mm
- pivotable 180°
- overhead shower: rain flow
- rain shower Ø 300 mm
- rain shower with anti-scale system
- max. rainshower flow 14 l/min
- hand shower: normal flow
- max. hand shower flow 15 l/min
- shower holder with rosette Ø 78 mm
- slide-on rosettes Ø 55 mm
- 1500 mm metal shower hose
- height of fittings up to top edge of elbow 2280 mm
- height of fittings up to rain shower (bottom edge) 1940 mm
- automatic diverter for fixed-riser shower/hand shower
- Pipe diameter 20 mm

Water carrying concealed rough parts on lower wall fixing.

Recommended spacing from bottom edge of shower stem to floor 92 mm.

Intrinsic protection against back flow.

		EUR
Chrome	1 x 26 024 661-00	4,773.10
	1 x 28 019 979-00	226.00
	Total price:	4,999.10
Brushed Chrome	1 x 26 024 661-93	6,205.00
	1 x 28 019 979-93	293.80
	Total price:	6,498.80
Platinum	1 x 26 024 661-08	7,637.00
	1 x 28 019 979-08	361.80
	Total price:	7,998.80
Brushed Platinum	1 x 26 024 661-06	7,636.90
	1 x 28 019 979-06	361.80
	Total price:	7,998.70
Brushed Champagne (23kt Gold)	1 x 26 024 661-46	9,546.20
	1 x 28 019 979-46	452.00
	Total price:	9,998.20
Champagne (22kt Gold)	1 x 26 024 661-47	9,546.20
	1 x 28 019 979-47	452.00
	Total price:	9,998.20
Brushed Durabrass (23kt Gold)	1 x 26 024 661-28	9,546.20
	1 x 28 019 979-28	452.00
	Total price:	9,998.20
Dark Chrome	1 x 26 024 661-19	7,159.60
	1 x 28 019 979-19	339.00
	Total price:	7,498.60
Brushed Dark Platinum	1 x 26 024 661-99	8,591.60
	1 x 28 019 979-99	406.90
	Total price:	8,998.50
Matte Black	1 x 26 024 661-33	6,443.60
	1 x 28 019 979-33	305.20
	Total price:	6,748.80



Meta



Product alternative

Shower system with single-lever shower mixer without hand shower

- max. flow 9 l/min
- rain shower Ø 300 mm

This article does not include a hand shower!

		EUR
Chrome	26 025 661-00	4,773.10



Product alternative

Hand shower

- four settings: normal flow, soft flow, massage flow, cascade
 - spray head Ø 120 mm
 - max. flow 15 l/min
- Hand shower see page 557.

For details and miscellaneous, see page 559.

		EUR
Chrome	28 012 979-00	224.70

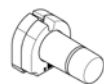


Product alternative

Hand shower

- normal flow
- spray head Ø 130 mm
- max. flow 6.8 l/min

		EUR
Chrome	28 017 979-00 0010	173.10



Required miscellaneous

Concealed wall mounting

- min. recess depth 78 mm
- max. recess depth 103 mm

For details and miscellaneous, see page 583.

		EUR
Concealed rough parts	35 003 970 90	305.40

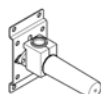
28 504 979



Shower head

- 180-210 mm projection
- ball-joint pivotable through 30°
- normal flow
- with anti-scale system
- spray head Ø 100 mm
- rosette Ø 55 mm
- 1/2" connection
- max. flow 7 l/min

		EUR
Chrome	28 504 979-00	563.10
Brushed Chrome	28 504 979-93	732.00
Platinum	28 504 979-08	901.20
Brushed Platinum	28 504 979-06	901.30
Champagne (22kt Gold)	28 504 979-47	1,126.20
Brushed Champagne (23kt Gold)	28 504 979-46	1,126.20
Brushed Durabronz (23kt Gold)	28 504 979-28	1,126.20
Dark Chrome	28 504 979-19	844.80
Brushed Dark Platinum	28 504 979-99	1,013.80
Matte Black	28 504 979-33	760.30



Optional miscellaneous

Concealed wall elbow

- min. recess depth 90 mm
- max. recess depth 163 mm

For details and miscellaneous, see page 603.

		EUR
Concealed rough parts	35 085 970 90	116.90

28 508 979



Shower head

- 200 mm projection
- ball-joint pivotable through 30°
- three settings: normal flow, soft flow, massage flow
- with anti-scale system
- spray head Ø 92 mm
- rosette Ø 55 mm
- 1/2" connection
- max. flow 9 l/min

		EUR
Chrome	28 508 979-00	629.90
Brushed Chrome	28 508 979-93	818.90
Platinum	28 508 979-08	1,007.50
Brushed Platinum	28 508 979-06	1,007.50
Champagne (22kt Gold)	28 508 979-47	1,259.80
Brushed Champagne (23kt Gold)	28 508 979-46	1,259.80
Brushed Durabronz (23kt Gold)	28 508 979-28	1,259.80
Dark Chrome	28 508 979-19	944.80
Brushed Dark Platinum	28 508 979-99	1,133.60
Matte Black	28 508 979-33	850.30

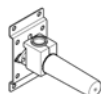


Product alternative

Shower head

- max. flow 6.8 l/min

		EUR
Chrome	28 508 979-00 0010	629.90
Brushed Chrome	28 508 979-93 0010	818.90
Platinum	28 508 979-08 0010	1,007.50
Brushed Platinum	28 508 979-06 0010	1,007.50
Champagne (22kt Gold)	28 508 979-47 0010	1,259.80
Brushed Champagne (23kt Gold)	28 508 979-46 0010	1,259.80
Brushed Durabronz (23kt Gold)	28 508 979-28 0010	1,259.80
Dark Chrome	28 508 979-19 0010	944.80
Brushed Dark Platinum	28 508 979-99 0010	1,133.60
Matte Black	28 508 979-33 0010	850.30



Optional miscellaneous

Concealed wall elbow

- min. recess depth 90 mm
- max. recess depth 163 mm

For details and miscellaneous, see page 603.

		EUR
Concealed rough parts	35 085 970 90	116.90



CL.1



CYO



IMO



Lissé



LULU



Madison



MEM



Meta



Tara.



VAIA



Shower



Concealed articles



Miscellaneous



Kitchen

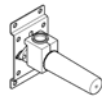
28 505 979



Shower head

- 155 mm projection
- ball-joint pivotable through 18° (in any direction)
- three settings: normal flow, soft flow, massage flow
- with anti-scale system
- spray head Ø 100 mm
- rosette Ø 60 mm
- 1/2" connection
- max. flow 7.6 l/min

		EUR
Chrome	28 505 979-00	351.00
Brushed Chrome	28 505 979-93	456.30
Platinum	28 505 979-08	561.60
Brushed Platinum	28 505 979-06	561.60
Champagne (22kt Gold)	28 505 979-47	702.00
Brushed Champagne (23kt Gold)	28 505 979-46	702.00
Brushed Durabronze (23kt Gold)	28 505 979-28	702.00
Dark Chrome	28 505 979-19	526.50
Brushed Dark Platinum	28 505 979-99	631.90
Matte Black	28 505 979-33	473.90



Optional miscellaneous

Concealed wall elbow

- min. recess depth 90 mm
- max. recess depth 163 mm

For details and miscellaneous, see page 603.

		EUR
Concealed rough parts	35 085 970 90	116.90

28 649 970



Rain shower with wall fixing 220 mm

- 450 mm projection
- rain shower Ø 220 mm
- rain flow
- max. flow 14 l/min
- rosette Ø 60 mm
- 1/2" connection
- with anti-scale system
- quick clearing

		EUR
Chrome	28 649 970-00	917.60
Brushed Chrome	28 649 970-93	1,192.90
Platinum	28 649 970-08	1,468.20
Brushed Platinum	28 649 970-06	1,468.20
Champagne (22kt Gold)	28 649 970-47	1,835.20
Brushed Champagne (23kt Gold)	28 649 970-46	1,835.20
Brushed Durabronze (23kt Gold)	28 649 970-28	1,835.20
Dark Chrome	28 649 970-19	1,376.50
Brushed Dark Platinum	28 649 970-99	1,651.80
Matte Black	28 649 970-33	1,238.80

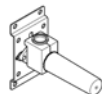


Product alternative

Rain shower with wall fixing 220 mm

- max. flow 7 l/min

		EUR
Chrome	28 648 970-00	917.60
Brushed Chrome	28 648 970-93	1,192.90
Platinum	28 648 970-08	1,468.20
Brushed Platinum	28 648 970-06	1,468.20
Champagne (22kt Gold)	28 648 970-47	1,835.20
Brushed Champagne (23kt Gold)	28 648 970-46	1,835.20
Brushed Durabronze (23kt Gold)	28 648 970-28	1,835.20
Dark Chrome	28 648 970-19	1,376.40
Brushed Dark Platinum	28 648 970-99	1,651.70
Matte Black	28 648 970-33	1,238.80



Optional miscellaneous

Concealed wall elbow

- min. recess depth 90 mm
- max. recess depth 163 mm

For details and miscellaneous, see page 603.

		EUR
Concealed rough parts	35 085 970 90	116.90



28 679 970



Rain shower with wall fixing 300 mm

- 450 mm projection
- rain shower Ø 300 mm
- rain flow
- max. flow 14 l/min
- rosette Ø 60 mm
- 1/2" connection
- with anti-scale system
- quick clearing

		EUR
Chrome	28 679 970-00	1,081.00
Brushed Chrome	28 679 970-93	1,405.30
Platinum	28 679 970-08	1,730.10
Brushed Platinum	28 679 970-06	1,730.10
Champagne (22kt Gold)	28 679 970-47	2,162.00
Brushed Champagne (23kt Gold)	28 679 970-46	2,162.00
Brushed Durabrass (23kt Gold)	28 679 970-28	2,162.00
Dark Chrome	28 679 970-19	1,621.60
Brushed Dark Platinum	28 679 970-99	1,945.90
Matte Black	28 679 970-33	1,459.80



Product alternative

Rain shower with wall fixing 300 mm

- max. flow 9 l/min

		EUR
Chrome	28 678 970-00	1,081.00
Brushed Chrome	28 678 970-93	1,405.30
Platinum	28 678 970-08	1,729.60
Brushed Platinum	28 678 970-06	1,729.60
Champagne (22kt Gold)	28 678 970-47	2,162.00
Brushed Champagne (23kt Gold)	28 678 970-46	2,162.00
Brushed Durabrass (23kt Gold)	28 678 970-28	2,162.00
Dark Chrome	28 678 970-19	1,621.50
Brushed Dark Platinum	28 678 970-99	1,945.80
Matte Black	28 678 970-33	1,459.40



Optional miscellaneous

Concealed wall elbow

- min. recess depth 90 mm
- max. recess depth 163 mm

For details and miscellaneous, see page 603.

		EUR
Concealed rough parts	35 085 970 90	116.90

28 659 970



Rain shower with wall fixing 400 mm

- 450 mm projection
- rain shower Ø 400 mm
- rain flow
- max. flow 14 l/min
- rosette Ø 60 mm
- 1/2" connection
- with anti-scale system

		EUR
Chrome	28 659 970-00	1,892.60
Brushed Chrome	28 659 970-93	2,460.40
Platinum	28 659 970-08	3,028.20
Brushed Platinum	28 659 970-06	3,028.20
Champagne (22kt Gold)	28 659 970-47	3,785.20
Brushed Champagne (23kt Gold)	28 659 970-46	3,785.20
Brushed Durabrass (23kt Gold)	28 659 970-28	3,785.20
Dark Chrome	28 659 970-19	2,839.00
Brushed Dark Platinum	28 659 970-99	3,406.60
Matte Black	28 659 970-33	2,555.00



Product alternative

Rain shower with wall fixing 400 mm

- max. flow 12 l/min

		EUR
Chrome	28 658 970-00	1,892.60
Brushed Chrome	28 658 970-93	2,460.40
Platinum	28 658 970-08	3,028.20
Brushed Platinum	28 658 970-06	3,028.20
Champagne (22kt Gold)	28 658 970-47	3,785.20
Brushed Champagne (23kt Gold)	28 658 970-46	3,785.20
Brushed Durabrass (23kt Gold)	28 658 970-28	3,785.20
Dark Chrome	28 658 970-19	2,838.90
Brushed Dark Platinum	28 658 970-99	3,406.70
Matte Black	28 658 970-33	2,555.00



Optional miscellaneous

Concealed wall elbow

- min. recess depth 90 mm
- max. recess depth 163 mm

For details and miscellaneous, see page 603.

		EUR
Concealed rough parts	35 085 970 90	116.90



CL.1



CYO



IMO



Lissé



LULU



Madison



MEM



Meta



Tara.



VAIA



Shower



Concealed articles



Miscellaneous



Kitchen

28 669 970



Rain shower with ceiling fixing 220 mm

- rain shower Ø 220 mm
- rain flow
- max. flow 14 l/min
- rosette Ø 60 mm optional
- 1/2" connection
- with anti-scale system
- quick clearing

		EUR
Chrome	28 669 970-00	779.80
Brushed Chrome	28 669 970-93	1,013.70
Platinum	28 669 970-08	1,248.00
Brushed Platinum	28 669 970-06	1,248.00
Champagne (22kt Gold)	28 669 970-47	1,559.60
Brushed Champagne (23kt Gold)	28 669 970-46	1,559.60
Brushed Durabrass (23kt Gold)	28 669 970-28	1,559.60
Dark Chrome	28 669 970-19	1,169.70
Brushed Dark Platinum	28 669 970-99	1,403.70
Matte Black	28 669 970-33	1,053.10

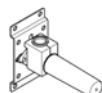


Product alternative

Rain shower with ceiling fixing 220 mm

- max. flow 7 l/min

		EUR
Chrome	28 668 970-00	779.80
Brushed Chrome	28 668 970-93	1,013.70
Platinum	28 668 970-08	1,247.70
Brushed Platinum	28 668 970-06	1,247.70
Champagne (22kt Gold)	28 668 970-47	1,559.60
Brushed Champagne (23kt Gold)	28 668 970-46	1,559.60
Brushed Durabrass (23kt Gold)	28 668 970-28	1,559.60
Dark Chrome	28 668 970-19	1,169.70
Brushed Dark Platinum	28 668 970-99	1,403.60
Matte Black	28 668 970-33	1,052.70



Optional miscellaneous

Concealed wall elbow

- min. recess depth 90 mm
- max. recess depth 163 mm

		EUR
Concealed rough parts	35 085 970 90	116.90

For details and miscellaneous, see page 603.

28 689 970



Rain shower with ceiling fixing 300 mm

- rain shower Ø 300 mm
- rain flow
- max. flow 14 l/min
- rosette Ø 60 mm optional
- 1/2" connection
- with anti-scale system
- quick clearing

		EUR
Chrome	28 689 970-00	919.40
Brushed Chrome	28 689 970-93	1,195.20
Platinum	28 689 970-08	1,470.50
Brushed Platinum	28 689 970-06	1,470.50
Champagne (22kt Gold)	28 689 970-47	1,838.80
Brushed Champagne (23kt Gold)	28 689 970-46	1,838.80
Brushed Durabrass (23kt Gold)	28 689 970-28	1,838.80
Dark Chrome	28 689 970-19	1,379.10
Brushed Dark Platinum	28 689 970-99	1,654.90
Matte Black	28 689 970-33	1,240.90

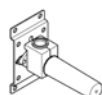


Product alternative

Rain shower with ceiling fixing 300 mm

- max. flow 9 l/min

		EUR
Chrome	28 688 970-00	919.40
Brushed Chrome	28 688 970-93	1,195.20
Platinum	28 688 970-08	1,471.00
Brushed Platinum	28 688 970-06	1,471.00
Champagne (22kt Gold)	28 688 970-47	1,838.80
Brushed Champagne (23kt Gold)	28 688 970-46	1,838.80
Brushed Durabrass (23kt Gold)	28 688 970-28	1,838.80
Dark Chrome	28 688 970-19	1,379.10
Brushed Dark Platinum	28 688 970-99	1,654.90
Matte Black	28 688 970-33	1,241.20



Optional miscellaneous

Concealed wall elbow

- min. recess depth 90 mm
- max. recess depth 163 mm

		EUR
Concealed rough parts	35 085 970 90	116.90

For details and miscellaneous, see page 603.



28 699 970



Rain shower with ceiling fixing 400 mm

- rain shower Ø 400 mm
- rain flow
- max. flow 14 l/min
- rosette Ø 60 mm optional
- 1/2" connection
- with anti-scale system
- quick clearing

		EUR
Chrome	28 699 970-00	1,692.50
Brushed Chrome	28 699 970-93	2,200.30
Platinum	28 699 970-08	2,707.90
Brushed Platinum	28 699 970-06	2,707.90
Champagne (22kt Gold)	28 699 970-47	3,385.00
Brushed Champagne (23kt Gold)	28 699 970-46	3,385.00
Brushed Durabronz (23kt Gold)	28 699 970-28	3,385.00
Dark Chrome	28 699 970-19	2,538.60
Brushed Dark Platinum	28 699 970-99	3,046.40
Matte Black	28 699 970-33	2,284.70

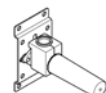


Product alternative

Rain shower with ceiling fixing 400 mm

- max. flow 12 l/min

		EUR
Chrome	28 698 970-00	1,692.50
Brushed Chrome	28 698 970-93	2,200.30
Platinum	28 698 970-08	2,708.00
Brushed Platinum	28 698 970-06	2,708.00
Champagne (22kt Gold)	28 698 970-47	3,385.00
Brushed Champagne (23kt Gold)	28 698 970-46	3,385.00
Brushed Durabronz (23kt Gold)	28 698 970-28	3,385.00
Dark Chrome	28 698 970-19	2,538.80
Brushed Dark Platinum	28 698 970-99	3,046.50
Matte Black	28 698 970-33	2,284.90



Optional miscellaneous

Concealed wall elbow

- min. recess depth 90 mm
- max. recess depth 163 mm

For details and miscellaneous, see page 603.

		EUR
Concealed rough parts	35 085 970 90	116.90

28 031 970



Rain shower for surface-mounted ceiling installation 300 mm

- rain shower Ø 300 mm
- Rain flow, max. flow rate 12 l/min
- Spray flow, max. flow rate 6 l/min
- Distance to ceiling from bottom edge of shower 40 mm
- with anti-scale system

		EUR
Chrome	28 031 970-00	710.90
Brushed Chrome	28 031 970-93	924.20
Platinum	28 031 970-08	1,137.50
Brushed Platinum	28 031 970-06	1,137.50
Champagne (22kt Gold)	28 031 970-47	1,421.80
Brushed Champagne (23kt Gold)	28 031 970-46	1,421.80
Brushed Durabronz (23kt Gold)	28 031 970-28	1,421.80
Dark Chrome	28 031 970-19	1,066.40
Brushed Dark Platinum	28 031 970-99	1,279.60
Matte Black	28 031 970-33	959.70



Required miscellaneous

Concealed ceiling installation box with ceiling fixing

- min. recess depth 90 mm
- max. recess depth 115 mm

For details and miscellaneous, see page 602.

		EUR
Concealed ceiling installation box with ceiling fixing	35 041 970 90	473.90



CL.1



CYO



IMO



Lissé



LULU



Madison



MEM



Meta



Tara.



VAIA



Shower



Concealed articles



Miscellaneous



Kitchen

28 032 970



Rain shower for surface-mounted ceiling installation with light 300 mm

- rain shower Ø 300 mm
 - Rain flow, max. flow rate 12 l/min
 - Spray flow, max. flow rate 6 l/min
 - Distance to ceiling from bottom edge of shower 40 mm
 - with anti-scale system
 - central LED Spot 3000 K
- includes light bulbs with a Class F energy efficiency

		EUR
Chrome	28 032 970-00	1,068.10
Brushed Chrome	28 032 970-93	1,388.50
Platinum	28 032 970-08	1,709.00
Brushed Platinum	28 032 970-06	1,709.00
Champagne (22kt Gold)	28 032 970-47	2,136.20
Brushed Champagne (23kt Gold)	28 032 970-46	2,136.20
Brushed Durabrass (23kt Gold)	28 032 970-28	2,136.20
Dark Chrome	28 032 970-19	1,602.20
Brushed Dark Platinum	28 032 970-99	1,922.70
Matte Black	28 032 970-33	1,441.90



Required miscellaneous

Concealed ceiling installation box for surface-mounted ceiling installation with light

- min. recess depth 90 mm
- max. recess depth 115 mm

For details and miscellaneous, see page 602.

		EUR
	35 042 970 90	712.00

28 033 970



Rain shower for recessed ceiling installation 300 mm

- rain shower Ø 300 mm
- Rain flow, max. flow rate 12 l/min
- Spray flow, max. flow rate 6 l/min
- min. recess depth 137,5 mm
- with anti-scale system

		EUR
Chrome	28 033 970-00	1,425.30
Brushed Chrome	28 033 970-93	1,852.90
Platinum	28 033 970-08	2,280.40
Brushed Platinum	28 033 970-06	2,280.40
Champagne (22kt Gold)	28 033 970-47	2,850.60
Brushed Champagne (23kt Gold)	28 033 970-46	2,850.60
Brushed Durabrass (23kt Gold)	28 033 970-28	2,850.60
Dark Chrome	28 033 970-19	2,137.90
Brushed Dark Platinum	28 033 970-99	2,565.50
Matte Black	28 033 970-33	1,924.10



Required miscellaneous

Concealed ceiling installation box for recessed ceiling installation

- recess depth 137 mm

For details and miscellaneous, see page 601.

		EUR
	35 033 970 90	950.20

28 034 970



Rain shower for recessed ceiling installation with light 300 mm

- rain shower Ø 300 mm
 - Rain flow, max. flow rate 12 l/min
 - min. recess depth 137,5 mm
 - Spray flow, max. flow rate 6 l/min
 - with anti-scale system
 - central RGBW LED spot
 - RGBW LED ambient lighting
- includes light bulbs with a Class G energy efficiency

		EUR
Chrome	28 034 970-00	2,139.70
Brushed Chrome	28 034 970-93	2,781.60
Platinum	28 034 970-08	3,423.50
Brushed Platinum	28 034 970-06	3,423.50
Champagne (22kt Gold)	28 034 970-47	4,279.40
Brushed Champagne (23kt Gold)	28 034 970-46	4,279.40
Brushed Durabrass (23kt Gold)	28 034 970-28	4,279.40
Dark Chrome	28 034 970-19	3,209.50
Brushed Dark Platinum	28 034 970-99	3,851.40
Matte Black	28 034 970-33	2,888.60



Required miscellaneous

Concealed ceiling installation box for recessed ceiling installation with light

- recess depth 137 mm

For details and miscellaneous, see page 602.

		EUR
	35 034 970 90	1,426.50



27 802 660



Hand shower set with integrated shower holder

- normal flow
- with anti-scale system
- 3/8" shower outlet
- metal shower hose 1250 mm with integrated anti-twist protection
- rosette Ø 60 mm
- 1/2" connection
- max. flow 15 l/min

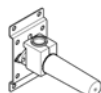
Intrinsic protection against back flow.



Product alternative

Hand shower set with integrated shower holder

- max. flow 6,8 l/min



Optional miscellaneous

Concealed wall elbow

- min. recess depth 90 mm
- max. recess depth 163 mm

For details and miscellaneous, see page 603.

		EUR
Chrome	27 802 660-00	433.30
Brushed Chrome	27 802 660-93	563.30
Platinum	27 802 660-08	693.60
Brushed Platinum	27 802 660-06	693.60
Champagne (22kt Gold)	27 802 660-47	866.60
Brushed Champagne (23kt Gold)	27 802 660-46	866.60
Brushed Durabronz (23kt Gold)	27 802 660-28	866.60
Dark Chrome	27 802 660-19	649.90
Brushed Dark Platinum	27 802 660-99	779.70
Matte Black	27 802 660-33	585.30

		EUR
Chrome	27 802 660-00 0010	433.30
Brushed Chrome	27 802 660-93 0010	563.30
Platinum	27 802 660-08 0010	693.60
Brushed Platinum	27 802 660-06 0010	693.60
Champagne (22kt Gold)	27 802 660-47 0010	866.60
Brushed Champagne (23kt Gold)	27 802 660-46 0010	866.60
Brushed Durabronz (23kt Gold)	27 802 660-28 0010	866.60
Dark Chrome	27 802 660-19 0010	649.90
Brushed Dark Platinum	27 802 660-99 0010	779.70
Matte Black	27 802 660-33 0010	585.30

		EUR
Concealed rough parts	35 085 970 90	116.90

27 803 660



Hand shower set with integrated shower holder

- three settings: normal flow, soft flow, massage flow
- with anti-scale system
- 3/8" shower outlet
- metal shower hose 1250 mm with integrated anti-twist protection
- rosette Ø 60 mm
- 1/2" connection
- max. flow 15 l/min

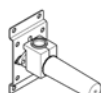
Intrinsic protection against back flow.



Product alternative

Hand shower set with integrated shower holder

- max. flow 6,8 l/min



Optional miscellaneous

Concealed wall elbow

- min. recess depth 90 mm
- max. recess depth 163 mm

For details and miscellaneous, see page 603.

		EUR
Chrome	27 803 660-00	419.90
Brushed Chrome	27 803 660-93	545.90
Platinum	27 803 660-08	671.70
Brushed Platinum	27 803 660-06	671.70
Champagne (22kt Gold)	27 803 660-47	839.80
Brushed Champagne (23kt Gold)	27 803 660-46	839.80
Brushed Durabronz (23kt Gold)	27 803 660-28	839.80
Dark Chrome	27 803 660-19	630.00
Brushed Dark Platinum	27 803 660-99	754.90
Matte Black	27 803 660-33	566.10

		EUR
Chrome	27 803 660-00 0010	419.90
Brushed Chrome	27 803 660-93 0010	545.90
Platinum	27 803 660-08 0010	671.70
Brushed Platinum	27 803 660-06 0010	671.70
Champagne (22kt Gold)	27 803 660-47 0010	839.80
Brushed Champagne (23kt Gold)	27 803 660-46 0010	839.80
Brushed Durabronz (23kt Gold)	27 803 660-28 0010	839.80
Dark Chrome	27 803 660-19 0010	630.00
Brushed Dark Platinum	27 803 660-99 0010	754.90
Matte Black	27 803 660-33 0010	566.10

		EUR
Concealed rough parts	35 085 970 90	116.90



CL.1



CYO



IMO



Lissé



LULU



Madison



MEM



Meta



Tara.



VAIA



Shower



Concealed articles



Miscellaneous



Kitchen

27 805 625



Hand shower set

- spray head Ø 100 mm
- three settings: normal flow, soft flow, massage flow
- with anti-scale system
- metal shower hose 1250 mm with integrated anti-twist protection
- shower holder rosette Ø 55 mm
- max. flow 15 l/min

Intrinsic protection against back flow.

		EUR
Chrome	27 805 625-00	312.60
Brushed Chrome	27 805 625-93	406.40
Brushed Platinum	27 805 625-06	500.10
Champagne (22kt Gold)	27 805 625-47	625.20
Brushed Champagne (23kt Gold)	27 805 625-46	625.20
Brushed Durabronze (23kt Gold)	27 805 625-28	625.20
Dark Chrome	27 805 625-19	468.90
Matte Black	27 805 625-33	422.00



Product alternative

Hand shower set

- max. flow 6,8 l/min

		EUR
Chrome	27 805 625-00 0010	312.60
Brushed Chrome	27 805 625-93 0010	406.40
Brushed Platinum	27 805 625-06 0010	500.10
Champagne (22kt Gold)	27 805 625-47 0010	625.20
Brushed Champagne (23kt Gold)	27 805 625-46 0010	625.20
Brushed Durabronze (23kt Gold)	27 805 625-28 0010	625.20
Dark Chrome	27 805 625-19 0010	468.90
Matte Black	27 805 625-33 0010	422.00

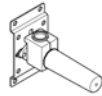


Optional miscellaneous

Wall elbow

For details and miscellaneous, see main items

		EUR
Chrome	28 450 625-00	110.10
Brushed Chrome	28 450 625-93	143.10
Brushed Platinum	28 450 625-06	176.30
Champagne (22kt Gold)	28 450 625-47	220.20
Brushed Champagne (23kt Gold)	28 450 625-46	220.20
Brushed Durabronze (23kt Gold)	28 450 625-28	220.20
Dark Chrome	28 450 625-19	165.20
Matte Black	28 450 625-33	148.40



Optional miscellaneous

Concealed wall elbow

- min. recess depth 90 mm
- max. recess depth 163 mm

For details and miscellaneous, see page 603.

		EUR
Concealed rough parts	35 085 970 90	116.90



Meta

27 806 625



Hand shower set

- normal flow
- with anti-scale system
- rosette Ø 55 mm
- metal shower hose 1250 mm with integrated anti-twist protection
- shower holder rosette Ø 55 mm
- max. flow 15 l/min

Intrinsic protection against back flow.



Product alternative

Hand shower set

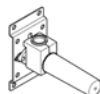
- max. flow 6,8 l/min



Optional miscellaneous

Wall elbow

For details and miscellaneous, see main items



Optional miscellaneous

Concealed wall elbow

- min. recess depth 90 mm
- max. recess depth 163 mm

For details and miscellaneous, see page 603.

		EUR
Chrome	27 806 625-00	322.30
Brushed Chrome	27 806 625-93	419.00
Brushed Platinum	27 806 625-06	515.90
Champagne (22kt Gold)	27 806 625-47	644.60
Brushed Champagne (23kt Gold)	27 806 625-46	644.60
Brushed Durabronz (23kt Gold)	27 806 625-28	644.60
Dark Chrome	27 806 625-19	483.40
Matte Black	27 806 625-33	434.60

		EUR
Chrome	27 806 625-00 0010	322.30
Brushed Chrome	27 806 625-93 0010	419.00
Brushed Platinum	27 806 625-06 0010	515.90
Champagne (22kt Gold)	27 806 625-47 0010	644.60
Brushed Champagne (23kt Gold)	27 806 625-46 0010	644.60
Brushed Durabronz (23kt Gold)	27 806 625-28 0010	644.60
Dark Chrome	27 806 625-19 0010	483.40
Matte Black	27 806 625-33 0010	434.60

		EUR
Chrome	28 450 625-00	110.10
Brushed Chrome	28 450 625-93	143.10
Brushed Platinum	28 450 625-06	176.30
Champagne (22kt Gold)	28 450 625-47	220.20
Brushed Champagne (23kt Gold)	28 450 625-46	220.20
Brushed Durabronz (23kt Gold)	28 450 625-28	220.20
Dark Chrome	28 450 625-19	165.20
Matte Black	28 450 625-33	148.40

		EUR
Concealed rough parts	35 085 970 90	116.90

28 528 979



Body spray without volume control

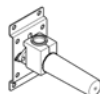
- spray head Ø 55 mm
- ball-joint pivotable through 25° (in any direction)
- rain flow
- with anti-scale system
- rosette Ø 55 mm
- 1/2" connection
- max. flow 7 l/min



Product alternative

Body spray without volume control

- max. flow 5 l/min



Optional miscellaneous

Concealed wall elbow

- min. recess depth 90 mm
- max. recess depth 163 mm

For details and miscellaneous, see page 603.

		EUR
Chrome	28 528 979-00	297.90
Brushed Chrome	28 528 979-93	387.30
Platinum	28 528 979-08	476.60
Brushed Platinum	28 528 979-06	476.60
Champagne (22kt Gold)	28 528 979-47	595.80
Brushed Champagne (23kt Gold)	28 528 979-46	595.80
Brushed Durabronz (23kt Gold)	28 528 979-28	595.80
Dark Chrome	28 528 979-19	446.90
Brushed Dark Platinum	28 528 979-99	536.20
Matte Black	28 528 979-33	402.20

		EUR
Chrome	28 518 979-00	297.90
Brushed Chrome	28 518 979-93	387.30
Platinum	28 518 979-08	476.80
Brushed Platinum	28 518 979-06	476.80
Champagne (22kt Gold)	28 518 979-47	595.80
Brushed Champagne (23kt Gold)	28 518 979-46	595.80
Brushed Durabronz (23kt Gold)	28 518 979-28	595.80
Dark Chrome	28 518 979-19	446.90
Brushed Dark Platinum	28 518 979-99	536.20
Matte Black	28 518 979-33	402.10

		EUR
Concealed rough parts	35 085 970 90	116.90



CL.1



CYO



IMO



Lissé



LULU



Madison



MEM



Meta



Tara



VAIA



Shower



Concealed articles



Miscellaneous



Kitchen

36 525 979



WATER POINTS Concealed body spray

- rain flow
- with anti-scale system
- cover plate 120 x 120 mm
- max. flow 9 l/min

		EUR
Chrome	36 525 979-00	523.30
Brushed Chrome	36 525 979-93	680.30
Platinum	36 525 979-08	837.30
Brushed Platinum	36 525 979-06	837.30
Champagne (22kt Gold)	36 525 979-47	1,046.60
Brushed Champagne (23kt Gold)	36 525 979-46	1,046.60
Brushed Durabronz (23kt Gold)	36 525 979-28	1,046.60
Dark Chrome	36 525 979-19	785.00
Brushed Dark Platinum	36 525 979-99	941.90
Matte Black	36 525 979-33	706.50

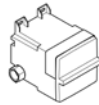


Product alternative

WATER POINTS Concealed body spray

- max. flow 6 l/min

		EUR
Chrome	36 515 979-00	523.30
Brushed Chrome	36 515 979-93	680.30
Platinum	36 515 979-08	836.90
Brushed Platinum	36 515 979-06	836.90
Champagne (22kt Gold)	36 515 979-47	1,046.60
Brushed Champagne (23kt Gold)	36 515 979-46	1,046.60
Brushed Durabronz (23kt Gold)	36 515 979-28	1,046.60
Dark Chrome	36 515 979-19	785.10
Brushed Dark Platinum	36 515 979-99	941.90
Matte Black	36 515 979-33	706.30



Required miscellaneous

Concealed wall installation box

- min. recess depth 85 mm
- max. recess depth 110 mm

For details and miscellaneous, see page 597.

		EUR
Concealed rough parts	35 205 970 90	212.30



Required miscellaneous

xGRID Installation track 555 mm

		EUR
Concealed rough parts	12 360 970 90	106.80



Required miscellaneous

WATER POINTS Adapter plate

		EUR
	12 305 970 90	34.30



Optional miscellaneous

xGRID Attachment set for integrating in the dry wall construction

		EUR
Concealed rough parts	12 340 970 90	107.50



Meta

36 527 979



WATER BAR Concealed body spray

- rain flow
- with anti-scale system
- cover plate 240 x 60 mm
- 1/2" connection
- max. flow 9 l/min

		EUR
Chrome	36 527 979-00	808.10
Brushed Chrome	36 527 979-93	1,050.50
Platinum	36 527 979-08	1,293.00
Brushed Platinum	36 527 979-06	1,293.00
Champagne (22kt Gold)	36 527 979-47	1,616.20
Brushed Champagne (23kt Gold)	36 527 979-46	1,616.20
Brushed Durabronz (23kt Gold)	36 527 979-28	1,616.20
Dark Chrome	36 527 979-19	1,212.20
Brushed Dark Platinum	36 527 979-99	1,454.60
Matte Black	36 527 979-33	1,090.90



Product alternative

WATER BAR Concealed body spray

- max. flow 6 l/min

		EUR
Chrome	36 517 979-00	808.10
Brushed Chrome	36 517 979-93	1,050.50
Platinum	36 517 979-08	1,293.20
Brushed Platinum	36 517 979-06	1,293.20
Champagne (22kt Gold)	36 517 979-47	1,616.20
Brushed Champagne (23kt Gold)	36 517 979-46	1,616.20
Brushed Durabronz (23kt Gold)	36 517 979-28	1,616.20
Dark Chrome	36 517 979-19	1,212.20
Brushed Dark Platinum	36 517 979-99	1,454.30
Matte Black	36 517 979-33	1,112.50



Required miscellaneous

Concealed wall installation box

- min. recess depth 100 mm
- max. recess depth 173 mm

For details and miscellaneous, see page 597.

		EUR
Concealed rough parts	35 206 970 90	287.20



Required miscellaneous

xGRID Installation track 555 mm

		EUR
Concealed rough parts	12 360 970 90	106.80



Optional miscellaneous

xGRID Attachment set for integrating in the dry wall construction

		EUR
Concealed rough parts	12 340 970 90	107.50



CL.1



CYO



IMO



Lissé



LULU



Madison



MEM



Meta



Tara.



VAIA



Shower



Concealed articles



Miscellaneous



Kitchen

36 513 979



WATER FAN vertical Concealed body spray

- forceful flat water jet
- vertical water jet
- water jet adjustable
- cover plate 240 x 60 mm
- 1/2" connection
- max. flow 10 l/min

		EUR
Chrome	36 513 979-00	784.50
Brushed Chrome	36 513 979-93	1,019.90
Platinum	36 513 979-08	1,255.70
Brushed Platinum	36 513 979-06	1,255.70
Champagne (22kt Gold)	36 513 979-47	1,569.00
Brushed Champagne (23kt Gold)	36 513 979-46	1,569.00
Brushed Durabronze (23kt Gold)	36 513 979-28	1,569.00
Dark Chrome	36 513 979-19	1,176.80
Brushed Dark Platinum	36 513 979-99	1,412.00
Matte Black	36 513 979-33	1,080.10

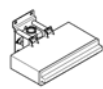


Product alternative

WATER FAN horizontal Concealed body spray

- horizontal water jet
- max. flow 10 l/min

		EUR
Chrome	36 512 979-00	784.50
Brushed Chrome	36 512 979-93	1,019.90
Platinum	36 512 979-08	1,255.70
Brushed Platinum	36 512 979-06	1,255.70
Champagne (22kt Gold)	36 512 979-47	1,569.00
Brushed Champagne (23kt Gold)	36 512 979-46	1,569.00
Brushed Durabronze (23kt Gold)	36 512 979-28	1,569.00
Dark Chrome	36 512 979-19	1,176.80
Brushed Dark Platinum	36 512 979-99	1,412.00
Matte Black	36 512 979-33	1,080.10



Required miscellaneous

Concealed wall installation box

- min. recess depth 100 mm
- max. recess depth 173 mm

		EUR
Concealed rough parts	35 206 970 90	287.20

For details and miscellaneous, see page 597.



Required miscellaneous

xGRID Installation track 555 mm

		EUR
Concealed rough parts	12 360 970 90	106.80



Optional miscellaneous

xGRID Attachment set for integrating in the dry wall construction

		EUR
Concealed rough parts	12 340 970 90	107.50

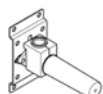
36 514 979



WATER CURVE Concealed body spray

- forceful flat water jet
- horizontal water jet
- water jet adjustable
- cover plate 120 x 60 mm
- 1/2" connection
- max. flow 10 l/min

		EUR
Chrome	36 514 979-00	1,051.60
Brushed Chrome	36 514 979-93	1,367.10
Platinum	36 514 979-08	1,682.50
Brushed Platinum	36 514 979-06	1,682.50
Champagne (22kt Gold)	36 514 979-47	2,103.20
Brushed Champagne (23kt Gold)	36 514 979-46	2,103.20
Brushed Durabronze (23kt Gold)	36 514 979-28	2,103.20
Dark Chrome	36 514 979-19	1,577.30
Brushed Dark Platinum	36 514 979-99	1,892.90
Matte Black	36 514 979-33	1,419.40



Optional miscellaneous

Concealed wall elbow

- min. recess depth 90 mm
- max. recess depth 163 mm

		EUR
Concealed rough parts	35 085 970 90	116.90

For details and miscellaneous, see page 603.



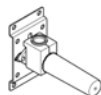
13 415 979



WATER SHEET Cascade spout for wall mounting

- 150 mm projection
- cascade
- cover plate 240 x 60 mm
- 1/2" connection
- plug-link mounting
- max. flow 26.5 l/min at 3 bar flow pressure

		EUR
Chrome	13 415 979-00	1,083.10
Platinum	13 415 979-08	1,732.90
Brushed Platinum	13 415 979-06	1,732.90
Champagne (22kt Gold)	13 415 979-47	2,166.20
Brushed Champagne (23kt Gold)	13 415 979-46	2,166.20
Brushed Durabronze (23kt Gold)	13 415 979-28	2,166.20
Dark Chrome	13 415 979-19	1,624.80
Brushed Dark Platinum	13 415 979-99	1,949.50
Matte Black	13 415 979-33	1,462.00



Optional miscellaneous

Concealed wall elbow

- min. recess depth 90 mm
- max. recess depth 163 mm

For details and miscellaneous, see page 603.

		EUR
Concealed rough parts	35 085 970 90	116.90

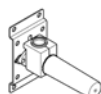
13 420 979



WATER FALL Cascade spout for wall mounting

- 120 mm projection
- cascade
- cover plate 240 x 60 mm
- 1/2" connection
- plug-link mounting
- max. flow 26.5 l/min at 3 bar flow pressure

		EUR
Chrome	13 420 979-00	1,547.40
Platinum	13 420 979-08	2,476.20
Brushed Platinum	13 420 979-06	2,476.20
Champagne (22kt Gold)	13 420 979-47	3,094.80
Brushed Champagne (23kt Gold)	13 420 979-46	3,094.80
Brushed Durabronze (23kt Gold)	13 420 979-28	3,094.80
Dark Chrome	13 420 979-19	2,321.20
Matte Black	13 420 979-33	2,089.20



Optional miscellaneous

Concealed wall elbow

- min. recess depth 90 mm
- max. recess depth 163 mm

For details and miscellaneous, see page 603.

		EUR
Concealed rough parts	35 085 970 90	116.90

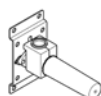
13 425 979



WATER FALL Cascade spout with individual jets for wall mounting

- 22 mm projection
- PEARLSTREAM
- plate 240 mm x 60 mm
- connection 1/2", for shortening
- plug-link mounting
- max. flow 9.5 l/min

		EUR
Chrome	13 425 979-00	1,149.80
Platinum	13 425 979-08	1,839.70
Brushed Platinum	13 425 979-06	1,839.70
Champagne (22kt Gold)	13 425 979-47	2,299.60
Brushed Champagne (23kt Gold)	13 425 979-46	2,299.60
Brushed Durabronze (23kt Gold)	13 425 979-28	2,299.60
Dark Chrome	13 425 979-19	1,724.50
Brushed Dark Platinum	13 425 979-99	2,069.40
Matte Black	13 425 979-33	1,552.20



Optional miscellaneous

Concealed wall elbow

- min. recess depth 90 mm
- max. recess depth 163 mm

For details and miscellaneous, see page 603.

		EUR
Concealed rough parts	35 085 970 90	116.90



CL.1



CYO



IMO



Lissé



LULU



Madison



MEM



Meta



Tara.



VAIA



Shower



Concealed articles



Miscellaneous



Kitchen

27 820 979 +
28 285 979



WATER TUBE Kneipp wall elbow

- laminar flow
- max. flow 15 l/min
- rosette Ø 70 mm
- holder for Kneipp hose
- hose nozzle with sleeve M33
- with holding ring
- 1/2" wall elbow

Intrinsic protection against back flow.

		EUR
Chrome	1 x 27 820 979-00	473.10
	1 x 28 285 979-00	99.80
Total price:		572.90
Brushed Chrome	1 x 27 820 979-93	615.00
	1 x 28 285 979-93	129.70
Total price:		744.70
Platinum	1 x 27 820 979-08	757.10
	1 x 28 285 979-08	159.60
Total price:		916.70
Brushed Platinum	1 x 27 820 979-06	757.10
	1 x 28 285 979-06	159.70
Total price:		916.80
Champagne (22kt Gold)	1 x 27 820 979-47	946.20
	1 x 28 285 979-47	199.60
Total price:		1,145.80
Brushed Champagne (23kt Gold)	1 x 27 820 979-46	946.20
	1 x 28 285 979-46	199.60
Total price:		1,145.80
Brushed Durabrass (23kt Gold)	1 x 27 820 979-28	946.20
	1 x 28 285 979-28	199.60
Total price:		1,145.80
Dark Chrome	1 x 27 820 979-19	709.80
	1 x 28 285 979-19	149.70
Total price:		859.50
Brushed Dark Platinum	1 x 27 820 979-99	851.60
	1 x 28 285 979-99	179.60
Total price:		1,031.20
Matte Black	1 x 27 820 979-33	638.70
	1 x 28 285 979-33	134.70
Total price:		773.40



Product alternative

WATER TUBE Kneipp wall elbow with hose holder with individual rosettes

- max. flow 9 l/min

		EUR
Chrome	27 840 979-00	473.10
Brushed Chrome	27 840 979-93	615.00
Platinum	27 840 979-08	757.00
Brushed Platinum	27 840 979-06	757.00
Champagne (22kt Gold)	27 840 979-47	946.20
Brushed Champagne (23kt Gold)	27 840 979-46	946.20
Brushed Durabrass (23kt Gold)	27 840 979-28	946.20
Dark Chrome	27 840 979-19	709.70
Brushed Dark Platinum	27 840 979-99	851.60
Matte Black	27 840 979-33	638.70

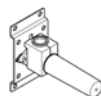


Product alternative

WATER TUBE Kneipp hose black 2000 mm

- hose nozzle with sleeve M33
- with holding ring

		EUR
Chrome	28 286 979-00	99.80
Brushed Chrome	28 286 979-93	129.70
Platinum	28 286 979-08	159.60
Brushed Platinum	28 286 979-06	159.70
Champagne (22kt Gold)	28 286 979-47	199.60
Brushed Champagne (23kt Gold)	28 286 979-46	199.60
Brushed Durabrass (23kt Gold)	28 286 979-28	199.60
Dark Chrome	28 286 979-19	149.70
Brushed Dark Platinum	28 286 979-99	179.60
Matte Black	28 286 979-33	134.70



Optional miscellaneous

Concealed wall elbow

- min. recess depth 90 mm
- max. recess depth 163 mm

For details and miscellaneous, see page 603.

		EUR
Concealed rough parts	35 085 970 90	116.90

27 823 979 +
28 285 979



WATER TUBE Kneipp wall elbow with hose holder with individual rosettes

- laminar flow
- max. flow 15 l/min
- with volume control
- rosettes Ø 60 mm
- holder for Kneipp hose
- 1/2" wall elbow
- **without hose**

Intrinsic protection against back flow.

		EUR
Chrome	1 x 27 823 979-00	561.10
	1 x 28 285 979-00	99.80
	Total price:	660.90
Brushed Chrome	1 x 27 823 979-93	729.40
	1 x 28 285 979-93	129.70
	Total price:	859.10
Platinum	1 x 27 823 979-08	897.70
	1 x 28 285 979-08	159.60
	Total price:	1,057.30
Brushed Platinum	1 x 27 823 979-06	897.70
	1 x 28 285 979-06	159.70
	Total price:	1,057.40
Champagne (22kt Gold)	1 x 27 823 979-47	1,122.20
	1 x 28 285 979-47	199.60
	Total price:	1,321.80
Brushed Champagne (23kt Gold)	1 x 27 823 979-46	1,122.20
	1 x 28 285 979-46	199.60
	Total price:	1,321.80
Brushed Durabronze (23kt Gold)	1 x 27 823 979-28	1,122.20
	1 x 28 285 979-28	199.60
	Total price:	1,321.80
Dark Chrome	1 x 27 823 979-19	841.50
	1 x 28 285 979-19	149.70
	Total price:	991.20
Brushed Dark Platinum	1 x 27 823 979-99	1,009.90
	1 x 28 285 979-99	179.60
	Total price:	1,189.50
Matte Black	1 x 27 823 979-33	757.40
	1 x 28 285 979-33	134.70
	Total price:	892.10



Product alternative

WATER TUBE Kneipp wall elbow with hose holder with individual rosettes

- max. flow 9 l/min

		EUR
Chrome	27 843 979-00	561.10
Brushed Chrome	27 843 979-93	729.40
Platinum	27 843 979-08	897.80
Brushed Platinum	27 843 979-06	897.80
Champagne (22kt Gold)	27 843 979-47	1,122.20
Brushed Champagne (23kt Gold)	27 843 979-46	1,122.20
Brushed Durabronze (23kt Gold)	27 843 979-28	1,122.20
Dark Chrome	27 843 979-19	841.70
Brushed Dark Platinum	27 843 979-99	1,010.00
Matte Black	27 843 979-33	757.50

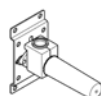


Product alternative

WATER TUBE Kneipp hose black 2000 mm

- hose nozzle with sleeve M33
- with holding ring

		EUR
Chrome	28 286 979-00	99.80
Brushed Chrome	28 286 979-93	129.70
Platinum	28 286 979-08	159.60
Brushed Platinum	28 286 979-06	159.70
Champagne (22kt Gold)	28 286 979-47	199.60
Brushed Champagne (23kt Gold)	28 286 979-46	199.60
Brushed Durabronze (23kt Gold)	28 286 979-28	199.60
Dark Chrome	28 286 979-19	149.70
Brushed Dark Platinum	28 286 979-99	179.60
Matte Black	28 286 979-33	134.70



Optional miscellaneous

Concealed wall elbow

- min. recess depth 90 mm
- max. recess depth 163 mm

For details and miscellaneous, see page 603.

		EUR
Concealed rough parts	35 085 970 90	116.90



CL.1



CYO



IMO



Lissé



LULU



Madison



MEM



Meta



Tara.



VAIA



Shower



Concealed articles



Miscellaneous



Kitchen

28 490 660

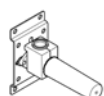


Wall elbow with integrated shower holder

- 3/8" shower outlet
- rosette Ø 60 mm
- 1/2" connection

Intrinsic protection against back flow.

		EUR
Chrome	28 490 660-00	214.10
Brushed Chrome	28 490 660-93	278.30
Platinum	28 490 660-08	342.30
Brushed Platinum	28 490 660-06	342.30
Champagne (22kt Gold)	28 490 660-47	428.20
Brushed Champagne (23kt Gold)	28 490 660-46	428.20
Brushed Durabronze (23kt Gold)	28 490 660-28	428.20
Dark Chrome	28 490 660-19	321.10
Brushed Dark Platinum	28 490 660-99	384.80
Matte Black	28 490 660-33	289.10



Optional miscellaneous

Concealed wall elbow

- min. recess depth 90 mm
- max. recess depth 163 mm

For details and miscellaneous, see page 603.

		EUR
Concealed rough parts	35 085 970 90	116.90

28 450 625

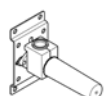


Wall elbow

- 3/8" shower outlet
- rosette Ø 55 mm
- 1/2" connection

Intrinsic protection against back flow.

		EUR
Chrome	28 450 625-00	110.10
Brushed Chrome	28 450 625-93	143.10
Platinum	28 450 625-08	176.30
Brushed Platinum	28 450 625-06	176.30
Champagne (22kt Gold)	28 450 625-47	220.20
Brushed Champagne (23kt Gold)	28 450 625-46	220.20
Brushed Durabronze (23kt Gold)	28 450 625-28	220.20
Dark Chrome	28 450 625-19	165.20
Brushed Dark Platinum	28 450 625-99	198.20
Matte Black	28 450 625-33	148.40



Optional miscellaneous

Concealed wall elbow

- min. recess depth 90 mm
- max. recess depth 163 mm

For details and miscellaneous, see page 603.

		EUR
Concealed rough parts	35 085 970 90	116.90

28 050 625



Wall bracket

- rosette Ø 55 mm

		EUR
Chrome	28 050 625-00	153.80
Brushed Chrome	28 050 625-93	199.90
Brushed Platinum	28 050 625-06	246.20
Champagne (22kt Gold)	28 050 625-47	307.60
Brushed Champagne (23kt Gold)	28 050 625-46	307.60
Brushed Durabronze (23kt Gold)	28 050 625-28	307.60
Dark Chrome	28 050 625-19	230.60
Brushed Dark Platinum	28 050 625-99	276.70
Matte Black	28 050 625-33	207.70

28 060 970



Wall bracket swivel

		EUR
Chrome	28 060 970-00	188.20
Brushed Chrome	28 060 970-93	244.70
Platinum	28 060 970-08	301.40
Brushed Platinum	28 060 970-06	301.40
Champagne (22kt Gold)	28 060 970-47	376.40
Brushed Champagne (23kt Gold)	28 060 970-46	376.40
Brushed Durabronze (23kt Gold)	28 060 970-28	376.40
Dark Chrome	28 060 970-19	282.40
Brushed Dark Platinum	28 060 970-99	338.90
Matte Black	28 060 970-33	254.30



33 300 660



Single-lever shower mixer for wall mounting

- 3/8" shower outlet
- slide-on rosettes Ø 60 mm
- 1/2" connection
- gauge 150 mm - 15 mm

Intrinsic protection against back flow.

		EUR
Chrome	33 300 660-00	576.50
Brushed Chrome	33 300 660-93	749.50
Brushed Platinum	33 300 660-06	922.30
Champagne (22kt Gold)	33 300 660-47	1,153.00
Brushed Champagne (23kt Gold)	33 300 660-46	1,153.00
Dark Chrome	33 300 660-19	864.80
Matte Black	33 300 660-33	779.60

34 442 979



Shower thermostat for wall mounting

- slide-on rosettes Ø 70 mm
- gauge 150 mm - 13 mm
- 3/8" shower outlet
- with volume control

Intrinsic protection against back flow.

		EUR
Chrome	34 442 979-00	667.70
Brushed Chrome	34 442 979-93	868.00
Platinum	34 442 979-08	1,068.10
Brushed Platinum	34 442 979-06	1,068.10
Champagne (22kt Gold)	34 442 979-47	1,335.40
Brushed Champagne (23kt Gold)	34 442 979-46	1,335.40
Brushed Durabronz (23kt Gold)	34 442 979-28	1,335.40
Dark Chrome	34 442 979-19	1,001.60
Brushed Dark Platinum	34 442 979-99	1,201.50
Matte Black	34 442 979-33	901.20

36 060 660



Concealed single-lever mixer with cover plate

- cover plate Ø 78 mm

		EUR
Chrome	36 060 660-00	352.80
Brushed Chrome	36 060 660-93	458.60
Platinum	36 060 660-08	564.30
Brushed Platinum	36 060 660-06	564.30
Champagne (22kt Gold)	36 060 660-47	705.60
Brushed Champagne (23kt Gold)	36 060 660-46	705.60
Brushed Durabronz (23kt Gold)	36 060 660-28	705.60
Dark Chrome	36 060 660-19	529.30
Brushed Dark Platinum	36 060 660-99	635.60
Matte Black	36 060 660-33	476.50



Required miscellaneous

Concealed wall-mounted single-lever mixer

- min. recess depth 80 mm
- max. recess depth 95 mm

For details and miscellaneous, see page 585.

		EUR
Concealed rough parts	35 860 970 90	213.80

36 050 970



Concealed single-lever mixer with integrated shower connection

- without rosette

Intrinsic protection against back flow.

		EUR
Chrome	36 050 970-00	441.60
Brushed Chrome	36 050 970-93	574.10
Platinum	36 050 970-08	706.20
Brushed Platinum	36 050 970-06	706.20
Champagne (22kt Gold)	36 050 970-47	883.20
Brushed Champagne (23kt Gold)	36 050 970-46	883.20
Brushed Durabronz (23kt Gold)	36 050 970-28	883.20
Dark Chrome	36 050 970-19	662.40
Brushed Dark Platinum	36 050 970-99	795.30
Matte Black	36 050 970-33	596.50



Required miscellaneous

Concealed wall mounting

- min. recess depth 80 mm
- max. recess depth 105 mm

For details and miscellaneous, see page 584.

		EUR
Concealed rough parts	35 050 970 90	305.40



CL.1



CYO



IMO



Lissé



LULU



Madison



MEM



Meta



Tara



VAIA



Shower



Concealed articles



Miscellaneous



Kitchen

36 045 660



Concealed single-lever mixer with cover plate with integrated shower connection

- cover plate Ø 78 mm

Intrinsic protection against back flow.

Article cannot be extended, please check the depth of the installation location!

		EUR
Chrome	36 045 660-00	423.60
Brushed Chrome	36 045 660-93	550.70
Platinum	36 045 660-08	677.70
Brushed Platinum	36 045 660-06	677.50
Champagne (22kt Gold)	36 045 660-47	847.20
Brushed Champagne (23kt Gold)	36 045 660-46	847.20
Brushed Durabronze (23kt Gold)	36 045 660-28	847.20
Dark Chrome	36 045 660-19	635.40
Brushed Dark Platinum	36 045 660-99	762.40
Matte Black	36 045 660-33	572.30



Required miscellaneous

Concealed wall mounting

- min. recess depth 78 mm
- max. recess depth 103 mm

For details and miscellaneous, see page 583.

		EUR
Concealed rough parts	35 003 970 90	305.40

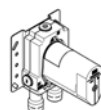
36 120 660



Concealed single-lever mixer with diverter

- automatic diverter
- cover plate Ø 150 mm

		EUR
Chrome	36 120 660-00	532.40
Brushed Chrome	36 120 660-93	692.10
Platinum	36 120 660-08	851.80
Brushed Platinum	36 120 660-06	851.50
Champagne (22kt Gold)	36 120 660-47	1,064.80
Brushed Champagne (23kt Gold)	36 120 660-46	1,064.80
Brushed Durabronze (23kt Gold)	36 120 660-28	1,064.80
Dark Chrome	36 120 660-19	798.70
Brushed Dark Platinum	36 120 660-99	958.30
Matte Black	36 120 660-33	719.10



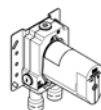
Required miscellaneous

Concealed single-lever mixer

- min. recess depth 80 mm
- max. recess depth 105 mm

For details and miscellaneous, see page 587.

		EUR
Concealed rough parts	35 020 970 90	225.50



Required miscellaneous

Concealed single-lever mixer with backflow preventor

- min. recess depth 80 mm
- max. recess depth 105 mm

For details and miscellaneous, see page 586.

		EUR
Concealed rough parts	35 021 970 90	322.20



Required miscellaneous

xGRID Installation track 555 mm

		EUR
Concealed rough parts	12 360 970 90	106.80



Optional miscellaneous

xGRID Attachment set for integrating in the dry wall construction

		EUR
Concealed rough parts	12 340 970 90	107.50



Meta

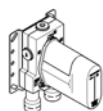
36 425 970



Concealed thermostat with one function volume control

- cover plate Ø 150 mm
- temperature control handle with safety limit stop at 38 °C
- hot water temperature limiter, can be preset

		EUR
Chrome	36 425 970-00	641.50
Brushed Chrome	36 425 970-93	834.00
Platinum	36 425 970-08	1,026.50
Brushed Platinum	36 425 970-06	1,026.50
Champagne (22kt Gold)	36 425 970-47	1,283.00
Brushed Champagne (23kt Gold)	36 425 970-46	1,283.00
Brushed Durabronz (23kt Gold)	36 425 970-28	1,283.00
Dark Chrome	36 425 970-19	962.40
Brushed Dark Platinum	36 425 970-99	1,155.10
Matte Black	36 425 970-33	866.30



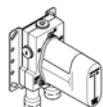
Required miscellaneous

Concealed thermostat

- min. recess depth 80 mm
- max. recess depth 136 mm

For details and miscellaneous, see page 588.

		EUR
Concealed rough parts	35 425 970 90	414.80



Required miscellaneous

Concealed thermostat with built-in isolators

- min. recess depth 80 mm
- max. recess depth 136 mm

For details and miscellaneous, see page 587.

		EUR
Concealed rough parts	35 426 970 90	435.70



Required miscellaneous

xGRID Installation track 555 mm

		EUR
Concealed rough parts	12 360 970 90	106.80



Optional miscellaneous

xGRID Attachment set for integrating in the dry wall construction

		EUR
Concealed rough parts	12 340 970 90	107.50



CL.1



CYO



IMO



Lissé



LULU



Madison



MEM



Meta



Tara.



VAIA



Shower



Concealed articles



Miscellaneous



Kitchen

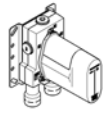
36 426 970



Concealed thermostat with two function volume control

- rotary diverter with volume control and shut-off function
- cover plate Ø 150 mm
- temperature control handle with safety limit stop at 38 °C
- hot water temperature limiter, can be preset

		EUR
Chrome	36 426 970-00	762.40
Brushed Chrome	36 426 970-93	991.10
Platinum	36 426 970-08	1,219.60
Brushed Platinum	36 426 970-06	1,219.60
Champagne (22kt Gold)	36 426 970-47	1,524.80
Brushed Champagne (23kt Gold)	36 426 970-46	1,524.80
Brushed Durabronze (23kt Gold)	36 426 970-28	1,524.80
Dark Chrome	36 426 970-19	1,143.70
Brushed Dark Platinum	36 426 970-99	1,372.60
Matte Black	36 426 970-33	1,029.00



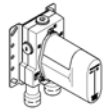
Required miscellaneous

Concealed thermostat

- min. recess depth 80 mm
- max. recess depth 136 mm

For details and miscellaneous, see page 588.

		EUR
Concealed rough parts	35 425 970 90	414.80



Required miscellaneous

Concealed thermostat with built-in isolators

- min. recess depth 80 mm
- max. recess depth 136 mm

For details and miscellaneous, see page 587.

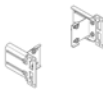
		EUR
Concealed rough parts	35 426 970 90	435.70



Required miscellaneous

xGRID Installation track 555 mm

		EUR
Concealed rough parts	12 360 970 90	106.80



Optional miscellaneous

xGRID Attachment set for integrating in the dry wall construction

		EUR
Concealed rough parts	12 340 970 90	107.50



Meta

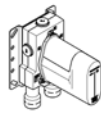
36 427 970



Concealed thermostat with three function volume control

- rotary diverter with volume control and shut-off function
- cover plate Ø 150 mm
- temperature control handle with safety limit stop at 38 °C
- hot water temperature limiter, can be preset

		EUR
Chrome	36 427 970-00	795.50
Brushed Chrome	36 427 970-93	1,034.20
Platinum	36 427 970-08	1,272.80
Brushed Platinum	36 427 970-06	1,272.80
Champagne (22kt Gold)	36 427 970-47	1,591.00
Brushed Champagne (23kt Gold)	36 427 970-46	1,591.00
Brushed Durabronz (23kt Gold)	36 427 970-28	1,591.00
Dark Chrome	36 427 970-19	1,193.40
Brushed Dark Platinum	36 427 970-99	1,432.00
Matte Black	36 427 970-33	1,074.50



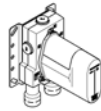
Required miscellaneous

Concealed thermostat

- min. recess depth 80 mm
- max. recess depth 136 mm

For details and miscellaneous, see page 589.

		EUR
Concealed rough parts	35 427 970 90	434.60



Required miscellaneous

Concealed thermostat with built-in isolators

- min. recess depth 80 mm
- max. recess depth 136 mm

For details and miscellaneous, see page 588.

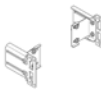
		EUR
Concealed rough parts	35 428 970 90	455.90



Required miscellaneous

xGRID Installation track 555 mm

		EUR
Concealed rough parts	12 360 970 90	106.80



Optional miscellaneous

xGRID Attachment set for integrating in the dry wall construction

		EUR
Concealed rough parts	12 340 970 90	107.50



CL.1



CYO



IMO



Lissé



LULU



Madison



MEM



Meta



Tara.



VAIA



Shower



Concealed articles



Miscellaneous



Kitchen

36 501 979 +
36 607 661

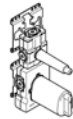
NEW

xTOOL Thermostat module with 1 valve

- cover plate Ø 123 mm
- rosette Ø 60 mm
- temperature control handle with safety limit stop at 38 °C
- thermostat cartridge
- head part with cut-to-length spindle and sleeve



		EUR
Chrome	1 x 36 501 979-00	1,081.60
	1 x 36 607 661-00	216.50
	Total price:	1,298.10
Brushed Chrome	1 x 36 501 979-93	1,406.10
	1 x 36 607 661-93	281.50
	Total price:	1,687.60
Brushed Platinum	1 x 36 501 979-06	1,730.50
	1 x 36 607 661-06	346.50
	Total price:	2,077.00
Champagne (22kt Gold)	1 x 36 501 979-47	2,163.20
	1 x 36 607 661-47	433.00
	Total price:	2,596.20
Brushed Champagne (23kt Gold)	1 x 36 501 979-46	2,163.20
	1 x 36 607 661-46	433.00
	Total price:	2,596.20
Dark Chrome	1 x 36 501 979-19	1,622.40
	1 x 36 607 661-19	324.90
	Total price:	1,947.30
Matte Black	1 x 36 501 979-33	1,460.40
	1 x 36 607 661-33	292.40
	Total price:	1,752.80



Required miscellaneous

xTOOL Concealed thermostat module with 1 valve

- min. recess depth 95 mm
- max. recess depth 160 mm

For details and miscellaneous, see page 591.

		EUR
Concealed rough parts	35 511 970 90	674.20



Required miscellaneous

xGRID Installation track 555 mm

		EUR
Concealed rough parts	12 360 970 90	106.80



Optional miscellaneous

xGRID Attachment set for integrating in the dry wall construction

		EUR
Concealed rough parts	12 340 970 90	107.50



Meta

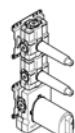
36 503 979 +
2x 36 607 661

NEW xTOOL Thermostat module with 2 valves

- cover plate Ø 123 mm
- rosette Ø 60 mm
- temperature control handle with safety limit stop at 38 °C
- thermostat cartridge
- 2x head part with cut-to-length spindle and sleeve



		EUR
Chrome	1 x 36 503 979-00	1,081.60
	2 x 36 607 661-00	216.50
Total price:		1,514.60
Brushed Chrome	1 x 36 503 979-93	1,406.10
	2 x 36 607 661-93	281.50
Total price:		1,969.10
Brushed Platinum	1 x 36 503 979-06	1,730.50
	2 x 36 607 661-06	346.50
Total price:		2,423.50
Champagne (22kt Gold)	1 x 36 503 979-47	2,163.20
	2 x 36 607 661-47	433.00
Total price:		3,029.20
Brushed Champagne (23kt Gold)	1 x 36 503 979-46	2,163.20
	2 x 36 607 661-46	433.00
Total price:		3,029.20
Dark Chrome	1 x 36 503 979-19	1,622.40
	2 x 36 607 661-19	324.90
Total price:		2,272.20
Matte Black	1 x 36 503 979-33	1,460.40
	2 x 36 607 661-33	292.40
Total price:		2,045.20



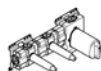
Required miscellaneous

xTOOL Concealed thermostat module with 2 valves

- min. recess depth 95 mm
- max. recess depth 160 mm

For details and miscellaneous, see page 592.

		EUR
Concealed rough parts	35 521 970 90	1,123.80



Required miscellaneous

xTOOL Concealed thermostat module with 2 valves

- min. recess depth 95 mm
- max. recess depth 160 mm

For details and miscellaneous, see page 593.

		EUR
Concealed rough parts	35 524 970 90	1,111.50



Required miscellaneous

xGRID Installation track 555 mm

		EUR
Concealed rough parts	12 360 970 90	106.80



Optional miscellaneous

xGRID Attachment set for integrating in the dry wall construction

		EUR
Concealed rough parts	12 340 970 90	107.50



CL.1



CYO



IMO



Lissé



LULU



Madison



MEM



Meta



Tara.



VAIA



Shower



Concealed articles



Miscellaneous



Kitchen

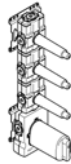
36 503 979 +
3x 36 607 661

NEW xTOOL Thermostat module with 3 valves

- cover plate Ø 123 mm
- rosette Ø 60 mm
- temperature control handle with safety limit stop at 38 °C
- thermostat cartridge
- 3x head part with cut-to-length spindle and sleeve



		EUR
Chrome	1 x 36 503 979-00	1,081.60
	3 x 36 607 661-00	216.50
	Total price:	1,731.10
Brushed Chrome	1 x 36 503 979-93	1,406.10
	3 x 36 607 661-93	281.50
	Total price:	2,250.60
Brushed Platinum	1 x 36 503 979-06	1,730.50
	3 x 36 607 661-06	346.50
	Total price:	2,770.00
Champagne (22kt Gold)	1 x 36 503 979-47	2,163.20
	3 x 36 607 661-47	433.00
	Total price:	3,462.20
Brushed Champagne (23kt Gold)	1 x 36 503 979-46	2,163.20
	3 x 36 607 661-46	433.00
	Total price:	3,462.20
Dark Chrome	1 x 36 503 979-19	1,622.40
	3 x 36 607 661-19	324.90
	Total price:	2,597.10
Matte Black	1 x 36 503 979-33	1,460.40
	3 x 36 607 661-33	292.40
	Total price:	2,337.60



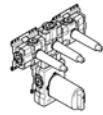
Required miscellaneous

xTOOL Concealed thermostat module with 3 valves

- min. recess depth 95 mm
- max. recess depth 160 mm

For details and miscellaneous, see page 594.

		EUR
Concealed rough parts	35 531 970 90	1,207.70



Required miscellaneous

xTOOL Concealed thermostat module with 3 valves

- min. recess depth 95 mm
- max. recess depth 160 mm

For details and miscellaneous, see page 595.

		EUR
Concealed rough parts	35 534 970 90	1,308.40



Required miscellaneous

xGRID Installation track 555 mm

		EUR
Concealed rough parts	12 360 970 90	106.80



Optional miscellaneous

xGRID Attachment set for integrating in the dry wall construction

		EUR
Concealed rough parts	12 340 970 90	107.50



Meta

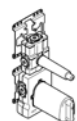
36 501 979 +
36 607 740



xTOOL Thermostat module with 1 valve

- cover plate Ø 124 mm
- handle Ø 60 mm
- without rosette
- temperature control handle with safety limit stop at 38 °C
- thermostat cartridge
- head part with cut-to-length spindle and sleeve

		EUR
Chrome	1 x 36 501 979-00	1,081.60
	1 x 36 607 740-00	274.20
	Total price:	1,355.80
Brushed Chrome	1 x 36 501 979-93	1,406.10
	1 x 36 607 740-93	356.50
	Total price:	1,762.60
Brushed Platinum	1 x 36 501 979-06	1,730.50
	1 x 36 607 740-06	438.70
	Total price:	2,169.20
Champagne (22kt Gold)	1 x 36 501 979-47	2,163.20
	1 x 36 607 740-47	548.40
	Total price:	2,711.60
Brushed Champagne (23kt Gold)	1 x 36 501 979-46	2,163.20
	1 x 36 607 740-46	548.40
	Total price:	2,711.60
Dark Chrome	1 x 36 501 979-19	1,622.40
	1 x 36 607 740-19	411.50
	Total price:	2,033.90
Matte Black	1 x 36 501 979-33	1,460.40
	1 x 36 607 740-33	370.10
	Total price:	1,830.50



Required miscellaneous

xTOOL Concealed thermostat module with 1 valve

- min. recess depth 95 mm
- max. recess depth 160 mm

For details and miscellaneous, see page 591.

		EUR
Concealed rough parts	35 511 970 90	674.20



Required miscellaneous

xGRID Installation track 555 mm

		EUR
Concealed rough parts	12 360 970 90	106.80



Optional miscellaneous

xGRID Attachment set for integrating in the dry wall construction

		EUR
Concealed rough parts	12 340 970 90	107.50



CL.1



CYO



IMO



Lissé



LULU



Madison



MEM



Meta



Tara.



VAIA



Shower



Concealed articles



Miscellaneous



Kitchen

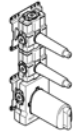
36 503 979 +
2x 36 607 740



xTOOL Thermostat module with 2 valves

- cover plate Ø 124 mm
- handle Ø 60 mm
- without rosette
- temperature control handle with safety limit stop at 38 °C
- thermostat cartridge
- 2x head part with cut-to-length spindle and sleeve

		EUR
Chrome	1 x 36 503 979-00	1,081.60
	2 x 36 607 740-00	274.20
	Total price:	1,630.00
Brushed Chrome	1 x 36 503 979-93	1,406.10
	2 x 36 607 740-93	356.50
	Total price:	2,119.10
Brushed Platinum	1 x 36 503 979-06	1,730.50
	2 x 36 607 740-06	438.70
	Total price:	2,607.90
Champagne (22kt Gold)	1 x 36 503 979-47	2,163.20
	2 x 36 607 740-47	548.40
	Total price:	3,260.00
Brushed Champagne (23kt Gold)	1 x 36 503 979-46	2,163.20
	2 x 36 607 740-46	548.40
	Total price:	3,260.00
Dark Chrome	1 x 36 503 979-19	1,622.40
	2 x 36 607 740-19	411.50
	Total price:	2,445.40
Matte Black	1 x 36 503 979-33	1,460.40
	2 x 36 607 740-33	370.10
	Total price:	2,200.60



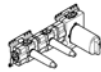
Required miscellaneous

xTOOL Concealed thermostat module with 2 valves

- min. recess depth 95 mm
- max. recess depth 160 mm

For details and miscellaneous, see page 592.

		EUR
Concealed rough parts	35 521 970 90	1,123.80



Required miscellaneous

xTOOL Concealed thermostat module with 2 valves

- min. recess depth 95 mm
- max. recess depth 160 mm

For details and miscellaneous, see page 593.

		EUR
Concealed rough parts	35 524 970 90	1,111.50



Required miscellaneous

xGRID Installation track 555 mm

		EUR
Concealed rough parts	12 360 970 90	106.80



Optional miscellaneous

xGRID Attachment set for integrating in the dry wall construction

		EUR
Concealed rough parts	12 340 970 90	107.50

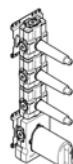
36 503 979 +
3x 36 607 740



xTOOL Thermostat module with 3 valves

- cover plate Ø 124 mm
- handle Ø 60 mm
- without rosette
- temperature control handle with safety limit stop at 38 °C
- thermostat cartridge
- 3x head part with cut-to-length spindle and sleeve

		EUR
Chrome	1 x 36 503 979-00	1,081.60
	3 x 36 607 740-00	274.20
Total price:		1,904.20
Brushed Chrome	1 x 36 503 979-93	1,406.10
	3 x 36 607 740-93	356.50
Total price:		2,475.60
Brushed Platinum	1 x 36 503 979-06	1,730.50
	3 x 36 607 740-06	438.70
Total price:		3,046.60
Champagne (22kt Gold)	1 x 36 503 979-47	2,163.20
	3 x 36 607 740-47	548.40
Total price:		3,808.40
Brushed Champagne (23kt Gold)	1 x 36 503 979-46	2,163.20
	3 x 36 607 740-46	548.40
Total price:		3,808.40
Dark Chrome	1 x 36 503 979-19	1,622.40
	3 x 36 607 740-19	411.50
Total price:		2,856.90
Matte Black	1 x 36 503 979-33	1,460.40
	3 x 36 607 740-33	370.10
Total price:		2,570.70



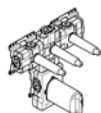
Required miscellaneous

xTOOL Concealed thermostat module with 3 valves

- min. recess depth 95 mm
- max. recess depth 160 mm

For details and miscellaneous, see page 594.

		EUR
Concealed rough parts	35 531 970 90	1,207.70



Required miscellaneous

xTOOL Concealed thermostat module with 3 valves

- min. recess depth 95 mm
- max. recess depth 160 mm

For details and miscellaneous, see page 595.

		EUR
Concealed rough parts	35 534 970 90	1,308.40



Required miscellaneous

xGRID Installation track 555 mm

		EUR
Concealed rough parts	12 360 970 90	106.80



Optional miscellaneous

xGRID Attachment set for integrating in the dry wall construction

		EUR
Concealed rough parts	12 340 970 90	107.50



CL.1



CYO



IMO



Lissé



LULU



Madison



MEM



Meta



Tara.



VAIA



Shower



Concealed articles



Miscellaneous



Kitchen

36 501 979



xTOOL Concealed thermostat without volume control 1/2"

- cover plate Ø 124 mm
- temperature control handle with safety limit stop at 38 °C
- thermostat cartridge

		EUR
Chrome	36 501 979-00	1,081.60
Brushed Chrome	36 501 979-93	1,406.10
Platinum	36 501 979-08	1,730.50
Brushed Platinum	36 501 979-06	1,730.50
Champagne (22kt Gold)	36 501 979-47	2,163.20
Brushed Champagne (23kt Gold)	36 501 979-46	2,163.20
Brushed Durabronz (23kt Gold)	36 501 979-28	2,163.20
Dark Chrome	36 501 979-19	1,622.40
Brushed Dark Platinum	36 501 979-99	1,946.80
Matte Black	36 501 979-33	1,460.40



Product alternative

xTOOL Concealed thermostat without volume control 3/4"

		EUR
Chrome	36 503 979-00	1,081.60
Brushed Chrome	36 503 979-93	1,406.10
Platinum	36 503 979-08	1,730.50
Brushed Platinum	36 503 979-06	1,730.50
Champagne (22kt Gold)	36 503 979-47	2,163.20
Brushed Champagne (23kt Gold)	36 503 979-46	2,163.20
Brushed Durabronz (23kt Gold)	36 503 979-28	2,163.20
Dark Chrome	36 503 979-19	1,622.40
Brushed Dark Platinum	36 503 979-99	1,946.80
Matte Black	36 503 979-33	1,460.40



Required miscellaneous

xTOOL Concealed thermostat module without volume control

- min. recess depth 85 mm
- max. recess depth 110 mm

For details and miscellaneous, see page 590.

		EUR
Concealed rough parts	35 503 970 90	823.00



Required miscellaneous

xGRID Installation track 555 mm

		EUR
Concealed rough parts	12 360 970 90	106.80



Optional miscellaneous

xGRID Attachment set for integrating in the dry wall construction

		EUR
Concealed rough parts	12 340 970 90	107.50

36 607 661

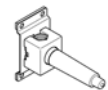
NEW

Wall valve clockwise closing 1/2"

- rosette Ø 60 mm
- head part with cut-to-length spindle and sleeve



		EUR
Chrome	36 607 661-00	216.50
Brushed Chrome	36 607 661-93	281.50
Brushed Platinum	36 607 661-06	346.50
Champagne (22kt Gold)	36 607 661-47	433.00
Brushed Champagne (23kt Gold)	36 607 661-46	433.00
Dark Chrome	36 607 661-19	324.90
Matte Black	36 607 661-33	292.40



Required miscellaneous

Wall valve 1/2"

- min. recess depth 85 mm
- max. recess depth 145 mm

For details and miscellaneous, see page 595.


		EUR
Concealed rough parts	35 607 970 90	86.60



	36 608 661 NEW Wall valve clockwise closing 3/4" • rosette Ø 60 mm • head part with cut-to-length spindle and sleeve	EUR		
		Chrome	36 608 661-00	216.50
		Brushed Chrome	36 608 661-93	281.50
		Brushed Platinum	36 608 661-06	346.50
		Champagne (22kt Gold)	36 608 661-47	433.00
		Brushed Champagne (23kt Gold)	36 608 661-46	433.00
		Dark Chrome	36 608 661-19	324.90
Matte Black	36 608 661-33	292.40		




Required miscellaneous		EUR	
Wall valve 3/4"	Concealed rough parts	35 608 970 90	113.40
• min. recess depth 85 mm			
• max. recess depth 145 mm			
For details and miscellaneous, see page 596.			

	36 607 740 Wall valve clockwise closing 1/2" • without rosette • handle Ø 60 mm • without marking • head part with cut-to-length spindle and sleeve	EUR		
		Chrome	36 607 740-00	274.20
		Brushed Chrome	36 607 740-93	356.50
		Brushed Platinum	36 607 740-06	438.70
		Champagne (22kt Gold)	36 607 740-47	548.40
		Brushed Champagne (23kt Gold)	36 607 740-46	548.40
		Dark Chrome	36 607 740-19	411.50
Brushed Dark Platinum	36 607 740-99	493.70		
Matte Black	36 607 740-33	370.10		



Required miscellaneous		EUR	
Wall valve 1/2"	Concealed rough parts	35 607 970 90	86.60
• min. recess depth 85 mm			
• max. recess depth 145 mm			
For details and miscellaneous, see page 595.			

	36 608 740 Wall valve clockwise closing 3/4" • without rosette • handle Ø 60 mm • without marking • head part with cut-to-length spindle and sleeve	EUR		
		Chrome	36 608 740-00	274.20
		Brushed Chrome	36 608 740-93	356.50
		Brushed Platinum	36 608 740-06	438.70
		Champagne (22kt Gold)	36 608 740-47	548.40
		Brushed Champagne (23kt Gold)	36 608 740-46	548.40
		Dark Chrome	36 608 740-19	411.50
Brushed Dark Platinum	36 608 740-99	493.70		
Matte Black	36 608 740-33	370.10		



Required miscellaneous		EUR	
Wall valve 3/4"	Concealed rough parts	35 608 970 90	113.40
• min. recess depth 85 mm			
• max. recess depth 145 mm			
For details and miscellaneous, see page 596.			

	36 200 661 NEW Concealed two-way diverter • rotary diverter • without rosette • handle Ø 60 mm	EUR		
		Chrome	36 200 661-00	538.20
		Brushed Chrome	36 200 661-93	699.70
		Brushed Platinum	36 200 661-06	861.10
		Champagne (22kt Gold)	36 200 661-47	1,076.40
		Brushed Champagne (23kt Gold)	36 200 661-46	1,076.40
		Dark Chrome	36 200 661-19	807.40
Matte Black	36 200 661-33	726.50		



Required miscellaneous		EUR	
Concealed two-way diverter	Concealed rough parts	35 202 970 90	281.70
• min. recess depth 115 mm			
• max. recess depth 160 mm			
For details and miscellaneous, see page 596.			



CL.1



CYO



IMO



Lissé



LULU



Madison



MEM



Meta



Tara.



VAIA



Shower



Concealed articles



Miscellaneous



Kitchen

36 200 740

NEW

Concealed two-way diverter

- rotary diverter
- without rosette
- handle Ø 60 mm



		EUR
Chrome	36 200 740-00	325.30
Brushed Platinum	36 200 740-06	520.60
Champagne (22kt Gold)	36 200 740-47	650.60
Brushed Champagne (23kt Gold)	36 200 740-46	650.60
Dark Chrome	36 200 740-19	488.10
Brushed Dark Platinum	36 200 740-99	585.60
Matte Black	36 200 740-33	439.20



Required miscellaneous

Concealed two-way diverter

- min. recess depth 85 mm
- max. recess depth 160 mm

For details and miscellaneous, see page 596.

		EUR
Concealed rough parts	35 202 970 90	281.70

36 210 661

NEW

Concealed three-way diverter

- rotary diverter
- without rosette
- handle Ø 60 mm



		EUR
Chrome	36 210 661-00	538.20
Brushed Chrome	36 210 661-93	699.70
Brushed Platinum	36 210 661-06	861.10
Champagne (22kt Gold)	36 210 661-47	1,076.40
Brushed Champagne (23kt Gold)	36 210 661-46	1,076.40
Dark Chrome	36 210 661-19	807.40
Matte Black	36 210 661-33	726.50



Required miscellaneous

Concealed three-way diverter

- min. recess depth 115 mm
- max. recess depth 160 mm

For details and miscellaneous, see page 596.

		EUR
Concealed rough parts	35 203 970 90	343.00

36 210 740

NEW

Concealed three-way diverter

- rotary diverter
- without rosette
- handle Ø 60 mm



		EUR
Chrome	36 210 740-00	325.30
Brushed Platinum	36 210 740-06	520.60
Champagne (22kt Gold)	36 210 740-47	650.60
Brushed Champagne (23kt Gold)	36 210 740-46	650.60
Dark Chrome	36 210 740-19	488.10
Brushed Dark Platinum	36 210 740-99	585.60
Matte Black	36 210 740-33	439.20



Required miscellaneous

Concealed three-way diverter

- min. recess depth 85 mm
- max. recess depth 160 mm

For details and miscellaneous, see page 596.

		EUR
Concealed rough parts	35 203 970 90	343.00



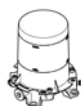
25 863 661



Single-lever bath mixer with stand pipe for free-standing assembly with hand shower set

- 281 mm projection
- pivotable spout 360°
- spout: circular, air-enriched flow
- complete hand shower set: normal flow
- bar-type hand shower with anti-scale system
- wall bracket
- automatic bath/shower diverter
- total height 1031 - 1101 mm
- stand pipe height 565 - 635 mm
- height up to aerator 899 - 969 mm
- slide-on rosettes Ø 135 mm
- metal shower hose 1250 mm with integrated anti-twist protection
- max. flow 19.5 l/min at 3 bar flow pressure
- max. flow for complete hand shower set 6.8 l/min

Intrinsic protection against back flow.



Required miscellaneous

Concealed floor mounting

- min. recess depth 80 mm
- max. recess depth 150 mm

For details and miscellaneous, see page 596.

		EUR
Chrome	25 863 661-00	3,156.60
Brushed Chrome	25 863 661-93	4,103.60
Brushed Platinum	25 863 661-06	5,050.70
Champagne (22kt Gold)	25 863 661-47	6,313.20
Brushed Champagne (23kt Gold)	25 863 661-46	6,313.20
Brushed Durabronze (23kt Gold)	25 863 661-28	6,313.20
Dark Chrome	25 863 661-19	4,734.90
Brushed Dark Platinum	25 863 661-99	5,682.00
Matte Black	25 863 661-33	4,262.40

		EUR
Concealed rough parts	35 945 970 90	799.60

33 200 660



Single-lever bath mixer for wall mounting without shower set

- 202 mm projection
- circular normal flow
- automatic bath/shower diverter
- 3/8" shower outlet
- slide-on rosettes Ø 60 mm
- 1/2" connection
- gauge 150 mm - 15 mm
- max. flow 14 l/min at 3 bar flow pressure

Intrinsic protection against back flow.

		EUR
Chrome	33 200 660-00	643.30
Brushed Chrome	33 200 660-93	836.30
Brushed Platinum	33 200 660-06	1,029.20
Champagne (22kt Gold)	33 200 660-47	1,286.60
Brushed Champagne (23kt Gold)	33 200 660-46	1,286.60
Dark Chrome	33 200 660-19	965.00
Matte Black	33 200 660-33	868.40

33 233 660



Single-lever bath mixer for wall mounting with hand shower set

- 202 mm projection
- complete hand shower set: normal flow
- spout: circular, air-enriched flow
- complete hand shower set with anti-scale system
- automatic bath/shower diverter
- slide-on rosettes Ø 60 mm
- gauge 150 mm - 15 mm
- 1/2" connection
- metal shower hose 1250 mm with integrated anti-twist protection
- shower holder rosette Ø 57 mm
- max. flow 14 l/min at 3 bar flow pressure
- max. flow for complete hand shower set 6.8 l/min

Intrinsic protection against back flow.

		EUR
Chrome	33 233 660-00	952.40
Brushed Chrome	33 233 660-93	1,238.10
Brushed Platinum	33 233 660-06	1,524.00
Champagne (22kt Gold)	33 233 660-47	1,904.80
Brushed Champagne (23kt Gold)	33 233 660-46	1,904.80
Dark Chrome	33 233 660-19	1,428.60
Matte Black	33 233 660-33	1,286.30

34 201 979



Bath thermostat for wall mounting without shower set

- 210 mm projection
- circular normal flow
- rotary diverter with volume control and shut-off function
- 3/8" shower outlet
- slide-on rosettes Ø 60 mm
- 1/2" connection
- gauge 150 mm - 15 mm
- max. flow 16.9 l/min at 3 bar flow pressure

Intrinsic protection against back flow.



Optional miscellaneous

Hand shower set

For details and miscellaneous, see main items

		EUR
Chrome	34 201 979-00	917.40
Brushed Chrome	34 201 979-93	1,192.60
Brushed Platinum	34 201 979-06	1,467.70
Champagne (22kt Gold)	34 201 979-47	1,834.80
Brushed Champagne (23kt Gold)	34 201 979-46	1,834.80
Dark Chrome	34 201 979-19	1,376.00
Matte Black	34 201 979-33	1,238.30

		EUR
Brushed Platinum	27 806 625-06	515.90



CL.1



CYO



IMO



Lissé



LULU



Madison



MEM



Meta



Tara



VAIA



Shower



Concealed articles



Miscellaneous



Kitchen

34 234 979



Bath thermostat for wall mounting with hand shower set

- 210 mm projection
- complete hand shower set: normal flow
- spout: circular, air-enriched flow
- complete hand shower set with anti-scale system
- rotary diverter with volume control and shut-off function
- slide-on rosettes Ø 60 mm
- 1/2" connection
- gauge 150 mm - 15 mm
- metal shower hose 1250 mm with integrated anti-twist protection
- shower holder rosette Ø 57 mm
- max. flow 16.9 l/min at 3 bar flow pressure
- max. flow for complete hand shower set 6.8 l/min

Intrinsic protection against back flow.

		EUR
Chrome	34 234 979-00	1,296.40
Brushed Chrome	34 234 979-93	1,685.30
Brushed Platinum	34 234 979-06	2,074.20
Champagne (22kt Gold)	34 234 979-47	2,592.80
Brushed Champagne (23kt Gold)	34 234 979-46	2,592.80
Dark Chrome	34 234 979-19	1,944.80
Matte Black	34 234 979-33	1,750.20

13 672 661



Bath spout without diverter for free-standing assembly

- 282 mm projection
- circular normal flow
- total height 811 - 881 mm
- height up to aerator 671 - 741 mm
- slide-on rosettes Ø 135 mm
- max. flow 28.6 l/min at 3 bar flow pressure



Required miscellaneous

- Concealed floor mounting**
- min. recess depth 80 mm
 - max. recess depth 150 mm

For details and miscellaneous, see page 596.

		EUR
Chrome	13 672 661-00	1,552.40
Brushed Chrome	13 672 661-93	2,018.10
Brushed Platinum	13 672 661-06	2,483.80
Champagne (22kt Gold)	13 672 661-47	3,104.80
Brushed Champagne (23kt Gold)	13 672 661-46	3,104.80
Dark Chrome	13 672 661-19	2,328.60
Matte Black	13 672 661-33	2,095.60

		EUR
Concealed rough parts	35 945 970 90	799.60

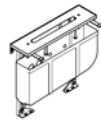
27 632 661



Bath shower set for bath rim or tile edge installation

- 221 mm projection
- complete hand shower set: normal flow
- spout: circular, air-enriched flow
- complete hand shower set with anti-scale system
- automatic bath/shower diverter
- height of mixer 319 mm
- height up to aerator 216 mm
- hole diameter spout 32 mm
- hole diameter single-lever mixer 35 mm
- hole diameter for complete hand shower set 32 mm
- rosette for spout Ø 60 mm
- rosette for single-lever mixer Ø 55 mm
- rosette for complete hand shower set Ø 60 mm
- metal shower hose 1750 mm with integrated anti-twist protection
- max. flow 23.5 l/min at 3 bar flow pressure
- max. flow for complete hand shower set 6.8 l/min

Intrinsic protection against back flow.



Optional miscellaneous

Perfecto installation kit

		EUR
Perfecto installation kit	12 614 970 90	1,707.60



Optional miscellaneous

Decorative caps for Perfecto

- 1 pair

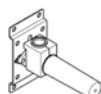
		EUR
Chrome	12 801 970-00	52.80
Brushed Chrome	12 801 970-93	68.60
Brushed Platinum	12 801 970-06	84.70
Champagne (22kt Gold)	12 801 970-47	105.60
Brushed Champagne (23kt Gold)	12 801 970-46	105.60
Dark Chrome	12 801 970-19	79.40
Matte Black	12 801 970-33	71.70

13 801 660



Bath spout for wall mounting

- 200 mm projection
- circular normal flow
- rosette Ø 60 mm
- hole diameter 37 mm
- 1/2" connection
- max. flow 24.6 l/min at 3 bar flow pressure



Optional miscellaneous

- Concealed wall elbow**
- min. recess depth 90 mm
 - max. recess depth 163 mm

For details and miscellaneous, see page 603.

		EUR
Chrome	13 801 660-00	491.90
Brushed Chrome	13 801 660-93	639.50
Brushed Platinum	13 801 660-06	786.90
Champagne (22kt Gold)	13 801 660-47	983.80
Brushed Champagne (23kt Gold)	13 801 660-46	983.80
Dark Chrome	13 801 660-19	738.00
Matte Black	13 801 660-33	664.20

		EUR
Concealed rough parts	35 085 970 90	116.90

27 702 660



Hand shower set for bath rim or tile edge installation

- normal flow
- with anti-scale system
- rosette Ø 60 mm
- hole diameter 32 mm
- metal shower hose 1750 mm with integrated anti-twist protection
- max. flow 6.8 l/min

Two-piece design allows hose to later be changed without dismantling the fitting.

Intrinsic protection against back flow.

		EUR
Chrome	27 702 660-00	408.70
Brushed Chrome	27 702 660-93	531.30
Brushed Platinum	27 702 660-06	653.60
Champagne (22kt Gold)	27 702 660-47	817.40
Brushed Champagne (23kt Gold)	27 702 660-46	817.40
Dark Chrome	27 702 660-19	613.00
Matte Black	27 702 660-33	551.80

29 300 660



Single-lever bath mixer for bath rim or tile edge installation

- hole diameter 35 mm
- max. flow 35.7 l/min at 3 bar flow pressure

		EUR
Chrome	29 300 660-00	532.00
Brushed Chrome	29 300 660-93	691.60
Brushed Platinum	29 300 660-06	851.30
Champagne (22kt Gold)	29 300 660-47	1,064.00
Brushed Champagne (23kt Gold)	29 300 660-46	1,064.00
Dark Chrome	29 300 660-19	798.00
Matte Black	29 300 660-33	718.30

29 140 660



Two-way diverter for bath rim or tile edge installation

- automatic bath/shower diverter
- hole diameter 32 mm
- rosette Ø 60 mm
- 1/2" connection
- max. flow 64.9 l/min at 3 bar flow pressure

		EUR
Chrome	29 140 660-00	614.20
Brushed Chrome	29 140 660-93	798.50
Brushed Platinum	29 140 660-06	983.00
Champagne (22kt Gold)	29 140 660-47	1,228.40
Brushed Champagne (23kt Gold)	29 140 660-46	1,228.40
Dark Chrome	29 140 660-19	921.30
Matte Black	29 140 660-33	829.30



CL.1



CYO



IMO



Lissé



LULU



Madison



MEM



Meta



Tara.



VAIA



Shower



Concealed articles



Miscellaneous



Kitchen

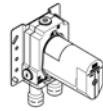
36 120 660



Concealed single-lever mixer with diverter

- automatic diverter
- cover plate Ø 150 mm

		EUR
Chrome	36 120 660-00	532.40
Brushed Platinum	36 120 660-06	851.50
Dark Chrome	36 120 660-19	798.70
Matte Black	36 120 660-33	719.10
Brushed Champagne (23kt Gold)	36 120 660-46	1,064.80
Champagne (22kt Gold)	36 120 660-47	1,064.80
Brushed Chrome	36 120 660-93	692.10



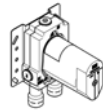
Required miscellaneous

Concealed single-lever mixer

- min. recess depth 80 mm
- max. recess depth 105 mm

For details and miscellaneous, see page 587.

		EUR
Concealed rough parts	35 020 970 90	225.50



Required miscellaneous

Concealed single-lever mixer with backflow preventor

- min. recess depth 80 mm
- max. recess depth 105 mm

For details and miscellaneous, see page 586.

		EUR
Concealed rough parts	35 021 970 90	322.20



Required miscellaneous

xGRID Installation track 555 mm

		EUR
Concealed rough parts	12 360 970 90	106.80



Optional miscellaneous

xGRID Attachment set for integrating in the dry wall construction

		EUR
Concealed rough parts	12 340 970 90	107.50

36 243 970



Pop-up waste and overflow

- drain Ø 52 mm

Also suitable for king-size baths.

		EUR
Chrome	36 243 970-00	210.40
Brushed Chrome	36 243 970-93	273.50
Platinum	36 243 970-08	336.90
Brushed Platinum	36 243 970-06	336.90
Champagne (22kt Gold)	36 243 970-47	420.80
Brushed Champagne (23kt Gold)	36 243 970-46	420.80
Brushed Durabrass (23kt Gold)	36 243 970-28	420.80
Dark Chrome	36 243 970-19	315.70
Brushed Dark Platinum	36 243 970-99	378.60
Matte Black	36 243 970-33	284.30



Required miscellaneous

Pop-up waste and overflow

- bowden cable length 725 mm

		EUR
Concealed rough parts	35 227 970 90	170.60

36 247 970



Bath spout with pop-up waste and overflow

- drain Ø 52 mm
- max. flow 27.8 l/min at 3 bar flow pressure

Also suitable for king-size baths.

In combination with 35 021 970 90 concealed single-lever mixer, is intrinsically safe under DIN EN 1717. Alternatively, ensure protection with vacuum breaker 35 150 970 90.

		EUR
Chrome	36 247 970-00	318.30
Brushed Chrome	36 247 970-93	413.80
Platinum	36 247 970-08	509.30
Brushed Platinum	36 247 970-06	509.30
Champagne (22kt Gold)	36 247 970-47	636.60
Brushed Champagne (23kt Gold)	36 247 970-46	636.60
Brushed Durabronz (23kt Gold)	36 247 970-28	636.60
Dark Chrome	36 247 970-19	477.50
Brushed Dark Platinum	36 247 970-99	572.80
Matte Black	36 247 970-33	429.60

Required miscellaneous



Bath spout with pop-up waste and overflow

- bowden cable length 725 mm

		EUR
Concealed rough parts	35 248 970 90	469.80

Required miscellaneous



Vacuum breaker

		EUR
Chrome	36 150 970-00	87.30
Brushed Chrome	36 150 970-93	113.50
Platinum	36 150 970-08	139.60
Brushed Platinum	36 150 970-06	139.60
Champagne (22kt Gold)	36 150 970-47	174.60
Brushed Champagne (23kt Gold)	36 150 970-46	174.60
Brushed Durabronz (23kt Gold)	36 150 970-28	174.60
Dark Chrome	36 150 970-19	130.90
Brushed Dark Platinum	36 150 970-99	157.00
Matte Black	36 150 970-33	117.90

Required miscellaneous



Vacuum breaker

- 3/4" connection

		EUR
Concealed rough parts	35 150 970 90	299.60



CL.1



CYO



IMO



Lissé



LULU



Madison



MEM



Meta



Tara.



VAIA



Shower



Concealed articles



Miscellaneous



Kitchen

META

83 020 979



Bath grip

- gauge 200 mm
- width 240 mm
- height 40 mm
- rosette Ø 40 mm
- 75 mm projection

		EUR
Chrome	83 020 979-00	275.40
Brushed Chrome	83 020 979-93	358.00
Brushed Platinum	83 020 979-06	440.60
Champagne (22kt Gold)	83 020 979-47	550.80
Brushed Champagne (23kt Gold)	83 020 979-46	550.80
Dark Chrome	83 020 979-19	413.20
Matte Black	83 020 979-33	371.80

83 060 979



Towel bar

- gauge 600 mm
- width 640 mm
- height 40 mm
- rosette Ø 40 mm
- 65 mm projection

Goes with ENO, META SQUARE, SYNC and TARA ULTRA

		EUR
Chrome	83 060 979-00	282.30
Brushed Chrome	83 060 979-93	367.00
Brushed Platinum	83 060 979-06	451.70
Champagne (22kt Gold)	83 060 979-47	564.60
Brushed Champagne (23kt Gold)	83 060 979-46	564.60
Dark Chrome	83 060 979-19	423.50
Matte Black	83 060 979-33	381.20

83 061 979



Towel bar in two parts

- gauge 600 mm
- width 640 mm
- height 40 mm
- rosette Ø 40 mm
- 130 mm projection

		EUR
Chrome	83 061 979-00	423.40
Brushed Chrome	83 061 979-93	550.40
Brushed Platinum	83 061 979-06	677.50
Champagne (22kt Gold)	83 061 979-47	846.80
Brushed Champagne (23kt Gold)	83 061 979-46	846.80
Dark Chrome	83 061 979-19	635.00
Matte Black	83 061 979-33	571.60

83 080 979



Towel bar

- gauge 800 mm
- width 840 mm
- height 40 mm
- rosette Ø 40 mm
- 65 mm projection

Goes with ENO, META SQUARE, SYNC and TARA ULTRA

		EUR
Chrome	83 080 979-00	293.90
Brushed Chrome	83 080 979-93	382.10
Brushed Platinum	83 080 979-06	470.10
Champagne (22kt Gold)	83 080 979-47	587.80
Brushed Champagne (23kt Gold)	83 080 979-46	587.80
Dark Chrome	83 080 979-19	440.90
Matte Black	83 080 979-33	396.80

83 211 979



Towel bar 1-piece non-swivel

- rosette Ø 40 mm
- 490 mm projection

		EUR
Chrome	83 211 979-00	161.50
Brushed Chrome	83 211 979-93	210.00
Brushed Platinum	83 211 979-06	258.60
Champagne (22kt Gold)	83 211 979-47	323.00
Brushed Champagne (23kt Gold)	83 211 979-46	323.00
Dark Chrome	83 211 979-19	242.20
Matte Black	83 211 979-33	217.90

83 215 979



Towel bar 1-piece non-swivel

- rosette Ø 40 mm
- 360 mm projection

		EUR
Chrome	83 215 979-00	148.10
Brushed Chrome	83 215 979-93	192.50
Brushed Platinum	83 215 979-06	237.30
Champagne (22kt Gold)	83 215 979-47	296.20
Brushed Champagne (23kt Gold)	83 215 979-46	296.20
Dark Chrome	83 215 979-19	222.00
Matte Black	83 215 979-33	199.90



83 210 979



Towel bar in two parts non-swivel

- gauge 72 mm
- width 112 mm
- height 40 mm
- rosette Ø 40 mm
- 500 mm projection

		EUR
Chrome	83 210 979-00	308.00
Brushed Chrome	83 210 979-93	400.40
Brushed Platinum	83 210 979-06	492.90
Champagne (22kt Gold)	83 210 979-47	616.00
Brushed Champagne (23kt Gold)	83 210 979-46	616.00
Dark Chrome	83 210 979-19	462.10
Matte Black	83 210 979-33	415.90

83 200 979



Towel ring round

- width 185 mm
- rosette Ø 40 mm
- 55 mm projection

		EUR
Chrome	83 200 979-00	168.00
Brushed Chrome	83 200 979-93	218.40
Brushed Platinum	83 200 979-06	269.20
Champagne (22kt Gold)	83 200 979-47	336.00
Brushed Champagne (23kt Gold)	83 200 979-46	336.00
Dark Chrome	83 200 979-19	252.20
Matte Black	83 200 979-33	226.80

83 251 220



Hooks

- 55 mm projection

Goes with ELIO, ENO, META SQUARE, SYNC, TARA ULTRA and MEM

		EUR
Chrome	83 251 220-00	42.70
Brushed Chrome	83 251 220-93	55.50
Platinum	83 251 220-08	68.10
Brushed Platinum	83 251 220-06	68.10
Champagne (22kt Gold)	83 251 220-47	85.40
Brushed Champagne (23kt Gold)	83 251 220-46	85.40
Brushed Durabronz (23kt Gold)	83 251 220-28	85.40
Dark Chrome	83 251 220-19	64.00
Brushed Dark Platinum	83 251 220-99	76.80
Matte Black	83 251 220-33	57.70

83 251 979



Hooks

- rosette Ø 40 mm
- 50 mm projection

Goes with ELIO, ENO, META SQUARE, SYNC, TARA, TARA ULTRA and MEM

		EUR
Chrome	83 251 979-00	69.90
Brushed Chrome	83 251 979-93	90.90
Brushed Platinum	83 251 979-06	112.00
Champagne (22kt Gold)	83 251 979-47	139.80
Brushed Champagne (23kt Gold)	83 251 979-46	139.80
Brushed Durabronz (23kt Gold)	83 251 979-28	139.80
Dark Chrome	83 251 979-19	104.90
Brushed Dark Platinum	83 251 979-99	125.70
Matte Black	83 251 979-33	94.40

83 256 979



Hooks in two parts

- width 80 mm
- rosette Ø 40 mm
- 55 mm projection

Goes with ELIO, ENO, META SQUARE, SYNC, TARA, TARA ULTRA and MEM

		EUR
Chrome	83 256 979-00	129.60
Brushed Chrome	83 256 979-93	168.50
Brushed Platinum	83 256 979-06	207.80
Champagne (22kt Gold)	83 256 979-47	259.20
Brushed Champagne (23kt Gold)	83 256 979-46	259.20
Brushed Durabronz (23kt Gold)	83 256 979-28	259.20
Dark Chrome	83 256 979-19	194.40
Brushed Dark Platinum	83 256 979-99	233.50
Matte Black	83 256 979-33	175.00



CL.1



CYO



IMO



Lissé



LULU



Madison



MEM



Meta



Tara.



VAIA



Shower



Concealed articles



Miscellaneous



Kitchen

83 410 979




Soap dish wall model

- width 120 mm
- height 20 mm
- 145 mm projection

		EUR
Chrome	83 410 979-00	275.40
Brushed Chrome	83 410 979-93	358.00
Platinum	83 410 979-08	440.60
Brushed Platinum	83 410 979-06	440.60
Champagne (22kt Gold)	83 410 979-47	550.80
Brushed Champagne (23kt Gold)	83 410 979-46	550.80
Brushed Durabronz (23kt Gold)	83 410 979-28	550.80
Dark Chrome	83 410 979-19	413.20
Brushed Dark Platinum	83 410 979-99	495.80
Matte Black	83 410 979-33	371.80

84 410 780



Soap dish free-standing model

- 119 x 119 x 10 mm

		EUR
Chrome	84 410 780-00	335.00
Brushed Chrome	84 410 780-93	435.50
Platinum	84 410 780-08	535.70
Brushed Platinum	84 410 780-06	535.70
Champagne (22kt Gold)	84 410 780-47	670.00
Brushed Champagne (23kt Gold)	84 410 780-46	670.00
Brushed Durabronz (23kt Gold)	84 410 780-28	670.00
Dark Chrome	84 410 780-19	502.60
Brushed Dark Platinum	84 410 780-99	603.00
Matte Black	84 410 780-33	452.30

83 435 970



Dispenser wall model

- bottle made of crystal glass, matt
- width 60 mm
- height 200 mm
- 250 ml bottle
- 96 mm projection

		EUR
Chrome	83 435 970-00	435.60
Brushed Chrome	83 435 970-93	566.30
Platinum	83 435 970-08	696.90
Brushed Platinum	83 435 970-06	696.90
Champagne (22kt Gold)	83 435 970-47	871.20
Brushed Champagne (23kt Gold)	83 435 970-46	871.20
Brushed Durabronz (23kt Gold)	83 435 970-28	871.20
Dark Chrome	83 435 970-19	653.40
Brushed Dark Platinum	83 435 970-99	784.10
Matte Black	83 435 970-33	588.10

84 435 970



Dispenser free-standing model

- bottle made of crystal glass, matt
- width 60 mm
- height 200 mm
- 250 ml bottle
- 59 mm projection

Goes with ELIO, ENO, META SQUARE, SYNC, TARA, TARA ULTRA and MEM

		EUR
Chrome	84 435 970-00	401.30
Brushed Chrome	84 435 970-93	521.70
Platinum	84 435 970-08	641.60
Brushed Platinum	84 435 970-06	641.60
Champagne (22kt Gold)	84 435 970-47	802.60
Brushed Champagne (23kt Gold)	84 435 970-46	802.60
Brushed Durabronz (23kt Gold)	84 435 970-28	802.60
Dark Chrome	84 435 970-19	602.10
Brushed Dark Platinum	84 435 970-99	722.40
Matte Black	84 435 970-33	541.70



83 400 979



Tumbler holder wall model

- crystal glass, transparent
- width 60 mm
- height 120 mm
- 110 mm projection

		EUR
Chrome	83 400 979-00	265.50
Brushed Chrome	83 400 979-93	345.20
Platinum	83 400 979-08	424.80
Brushed Platinum	83 400 979-06	424.80
Champagne (22kt Gold)	83 400 979-47	531.00
Brushed Champagne (23kt Gold)	83 400 979-46	531.00
Brushed Durabronze (23kt Gold)	83 400 979-28	531.00
Dark Chrome	83 400 979-19	398.30
Brushed Dark Platinum	83 400 979-99	477.80
Matte Black	83 400 979-33	358.30



Optional miscellaneous

		EUR
Crystal tumbler	08 90 00 008 84	57.00

83 401 979



Tumbler holder wall model

- crystal glass brush holder, matte
- width 60 mm
- height 120 mm
- 110 mm projection

		EUR
Chrome	83 401 979-00	265.50
Brushed Chrome	83 401 979-93	345.20
Platinum	83 401 979-08	424.80
Brushed Platinum	83 401 979-06	424.80
Champagne (22kt Gold)	83 401 979-47	531.00
Brushed Champagne (23kt Gold)	83 401 979-46	531.00
Brushed Durabronze (23kt Gold)	83 401 979-28	531.00
Dark Chrome	83 401 979-19	398.30
Brushed Dark Platinum	83 401 979-99	477.80
Matte Black	83 401 979-33	358.30



Optional miscellaneous

		EUR
Crystal tumbler	08 90 00 008 82	68.00

83 481 970



Shelf wall model

- width 200 mm
- height 26 mm
- 100 mm projection
- **without grid element**

		EUR
Chrome	83 481 970-00	125.90
Brushed Chrome	83 481 970-93	163.70
Platinum	83 481 970-08	201.60
Brushed Platinum	83 481 970-06	201.50
Champagne (22kt Gold)	83 481 970-47	251.80
Brushed Champagne (23kt Gold)	83 481 970-46	251.80
Brushed Durabronze (23kt Gold)	83 481 970-28	251.80
Dark Chrome	83 481 970-19	189.00
Brushed Dark Platinum	83 481 970-99	226.80
Matte Black	83 481 970-33	170.10

Required miscellaneous

		EUR
Grid element		
• plastic grid elements		
Matte Black	82 481 970-33	48.10
Creamy White	82 481 970-51	48.10
Light Grey	82 481 970-52	48.10
Taupe	82 481 970-53	48.10



CL.1



CYO



IMO



Lissé



LULU



Madison



MEM



Meta



Tara.



VAIA



Shower



Concealed articles




Miscellaneous



Kitchen

83 482 970



- Shelf wall model**
- width 300 mm
 - height 26 mm
 - 100 mm projection
 - **without grid element**

		EUR
Chrome	83 482 970-00	149.50
Brushed Chrome	83 482 970-93	194.40
Platinum	83 482 970-08	239.30
Brushed Platinum	83 482 970-06	239.10
Champagne (22kt Gold)	83 482 970-47	299.00
Brushed Champagne (23kt Gold)	83 482 970-46	299.00
Brushed Durabrass (23kt Gold)	83 482 970-28	299.00
Dark Chrome	83 482 970-19	224.20
Brushed Dark Platinum	83 482 970-99	269.20
Matte Black	83 482 970-33	202.00

Required miscellaneous

- Grid element**
- plastic grid elements

		EUR
Matte Black	82 482 970-33	63.60
Creamy White	82 482 970-51	63.60
Light Grey	82 482 970-52	63.60
Taupe	82 482 970-53	63.60

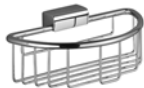
83 281 530



- Corner soap basket**
- width 150 mm
 - height 40 mm
 - 165 mm projection

		EUR
Chrome	83 281 530-00	216.20
Brushed Chrome	83 281 530-93	281.10
Platinum	83 281 530-08	345.70
Brushed Platinum	83 281 530-06	345.70
Champagne (22kt Gold)	83 281 530-47	432.40
Brushed Champagne (23kt Gold)	83 281 530-46	432.40
Brushed Durabrass (23kt Gold)	83 281 530-28	432.40
Dark Chrome	83 281 530-19	324.20
Brushed Dark Platinum	83 281 530-99	388.90
Matte Black	83 281 530-33	291.70

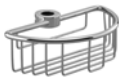
83 290 970



- Shower basket for wall mounting**
- width 200 mm
 - height 70 mm
 - 115 mm projection

		EUR
Chrome	83 290 970-00	210.90
Brushed Chrome	83 290 970-93	274.20
Platinum	83 290 970-08	337.50
Brushed Platinum	83 290 970-06	337.50
Champagne (22kt Gold)	83 290 970-47	421.80
Brushed Champagne (23kt Gold)	83 290 970-46	421.80
Brushed Durabrass (23kt Gold)	83 290 970-28	421.80
Dark Chrome	83 290 970-19	316.40
Brushed Dark Platinum	83 290 970-99	379.70
Matte Black	83 290 970-33	284.80

82 290 970



- Shower basket for subsequent mounting on riser**
- width 200 mm
 - height 62 mm
 - 125 mm projection

		EUR
Chrome	82 290 970-00	210.90
Brushed Chrome	82 290 970-93	274.20
Platinum	82 290 970-08	337.50
Brushed Platinum	82 290 970-06	337.50
Champagne (22kt Gold)	82 290 970-47	421.80
Brushed Champagne (23kt Gold)	82 290 970-46	421.80
Brushed Durabrass (23kt Gold)	82 290 970-28	421.80
Dark Chrome	82 290 970-19	316.40
Brushed Dark Platinum	82 290 970-99	379.70
Matte Black	82 290 970-33	284.80

83 500 979



- Tissue holder without cover**
- width 150 mm
 - height 95 mm
 - rosette Ø 40 mm
 - 40 mm projection

		EUR
Chrome	83 500 979-00	249.90
Brushed Chrome	83 500 979-93	324.90
Brushed Platinum	83 500 979-06	399.80
Champagne (22kt Gold)	83 500 979-47	499.80
Brushed Champagne (23kt Gold)	83 500 979-46	499.80
Dark Chrome	83 500 979-19	374.90
Matte Black	83 500 979-33	337.40

83 510 979



Tissue holder with cover

- width 150 mm
- height 95 mm
- rosette Ø 40 mm
- 40 mm projection

		EUR
Chrome	83 510 979-00	320.80
Brushed Chrome	83 510 979-93	417.00
Brushed Platinum	83 510 979-06	512.90
Champagne (22kt Gold)	83 510 979-47	641.60
Brushed Champagne (23kt Gold)	83 510 979-46	641.60
Dark Chrome	83 510 979-19	481.00
Matte Black	83 510 979-33	433.10

83 590 979



Reserve tissue holder

- rosette Ø 40 mm
- 105 mm projection

		EUR
Chrome	83 590 979-00	164.30
Brushed Chrome	83 590 979-93	213.60
Brushed Platinum	83 590 979-06	263.00
Champagne (22kt Gold)	83 590 979-47	328.60
Brushed Champagne (23kt Gold)	83 590 979-46	328.60
Dark Chrome	83 590 979-19	246.50
Matte Black	83 590 979-33	221.80

83 900 970



Toilet brush set wall model

- crystal glass
- brush, matte black
- width 126 mm
- height 415 mm
- 120 mm projection

		EUR
Chrome	83 900 970-00	377.20
Brushed Chrome	83 900 970-93	490.40
Brushed Platinum	83 900 970-06	603.40
Champagne (22kt Gold)	83 900 970-47	754.40
Brushed Champagne (23kt Gold)	83 900 970-46	754.40
Brushed Durabronz (23kt Gold)	83 900 970-28	754.40
Dark Chrome	83 900 970-19	565.90
Brushed Dark Platinum	83 900 970-99	678.90
Matte Black	83 900 970-33	509.30



Optional miscellaneous		EUR
Brush white	08 18 50 600 90	12.00



Optional miscellaneous		EUR
Brush matte black	90 18 50 601 00 90	34.00



Optional miscellaneous		EUR
Brush matte black	08 18 50 601 90	12.00



Optional miscellaneous		EUR
Glass matte	08 90 04 008 82	81.00



Optional miscellaneous		EUR
Brush handle		
Chrome	90 20 97 507 00-00	87.00
Brushed Chrome	90 20 97 507 00-93	104.00
Brushed Platinum	90 20 97 507 00-06	164.00
Brushed Durabronz (23kt Gold)	90 20 97 507 00-28	203.00
Dark Chrome	90 20 97 507 00-19	114.00
Brushed Dark Platinum	90 20 97 507 00-99	136.00
Matte Black	90 20 97 507 00-33	115.00



CL.1



CYO



IMO



Lissé



LULU



Madison



MEM



Meta



Tara.



VAIA



Shower



Concealed articles



Miscellaneous



Kitchen

83 910 979



Toilet brush set wall model

- brush, matte black
- width 100 mm
- height 456 mm
- 110 mm projection



Optional miscellaneous

Brush matte black

	EUR
90 18 50 601 00 90	34.00



Optional miscellaneous

Brush handle

		EUR
Chrome	83 910 979-00	494.20
Brushed Chrome	83 910 979-93	642.50
Platinum	83 910 979-08	790.90
Brushed Platinum	83 910 979-06	790.90
Champagne (22kt Gold)	83 910 979-47	988.40
Brushed Champagne (23kt Gold)	83 910 979-46	988.40
Brushed Durabrass (23kt Gold)	83 910 979-28	988.40
Dark Chrome	83 910 979-19	741.40
Brushed Dark Platinum	83 910 979-99	889.60
Matte Black	83 910 979-33	667.20

		EUR
Chrome	90 20 97 505 01-00	171.00
Brushed Chrome	90 20 97 505 01-93	208.00
Platinum	90 20 97 505 01-08	311.00
Brushed Platinum	90 20 97 505 01-06	309.00
Champagne (22kt Gold)	90 20 97 505 01-47	356.00
Brushed Durabrass (23kt Gold)	90 20 97 505 01-28	374.00
Dark Chrome	90 20 97 505 01-19	204.00
Brushed Dark Platinum	90 20 97 505 01-99	298.00
Matte Black	90 20 97 505 01-33	228.00

84 910 979



Toilet brush set free-standing model

- brush, matte black
- width 100 mm
- height 456 mm



Optional miscellaneous

Brush matte black

	EUR
90 18 50 601 00 90	34.00



Optional miscellaneous

Brush handle

		EUR
Chrome	84 910 979-00	447.10
Brushed Chrome	84 910 979-93	581.20
Platinum	84 910 979-08	715.30
Brushed Platinum	84 910 979-06	715.30
Champagne (22kt Gold)	84 910 979-47	894.20
Brushed Champagne (23kt Gold)	84 910 979-46	894.20
Brushed Durabrass (23kt Gold)	84 910 979-28	894.20
Dark Chrome	84 910 979-19	670.80
Brushed Dark Platinum	84 910 979-99	804.70
Matte Black	84 910 979-33	603.60

		EUR
Chrome	90 20 97 505 01-00	171.00
Brushed Chrome	90 20 97 505 01-93	208.00
Platinum	90 20 97 505 01-08	311.00
Brushed Platinum	90 20 97 505 01-06	309.00
Champagne (22kt Gold)	90 20 97 505 01-47	356.00
Brushed Durabrass (23kt Gold)	90 20 97 505 01-28	374.00
Dark Chrome	90 20 97 505 01-19	204.00
Brushed Dark Platinum	90 20 97 505 01-99	298.00
Matte Black	90 20 97 505 01-33	228.00

12 660 979



Cover plate for the concealed WC cistern made by TeCe

- cover plate 150 x 240 x 15 mm
- flush handle with rotary operation and two-volume technology (full flush/partial flush)

This product is compatible with the following TECE products:

- TECEprofil dry wall construction, article numbers: 9300300, 9300322, 9300301, 9300344, 9300309, 9300303, 9300388, 9300366, 9300100, 9300101
- TECEbox wet wall construction, article numbers: 9370300, 9375300, 9371300

		EUR
Chrome	12 660 979-00	811.30
Brushed Chrome	12 660 979-93	1,054.70
Platinum	12 660 979-08	1,298.30
Brushed Platinum	12 660 979-06	1,298.30
Champagne (22kt Gold)	12 660 979-47	1,622.60
Brushed Champagne (23kt Gold)	12 660 979-46	1,622.60
Brushed Durabrass (23kt Gold)	12 660 979-28	1,622.60
Dark Chrome	12 660 979-19	1,216.90
Brushed Dark Platinum	12 660 979-99	1,460.40
Matte Black	12 660 979-33	1,095.20



TARA

Sieger Design

Basin

from page 382

Bidet

from page 392

Shower

from page 393

Thermostats, Mixers, Diverter and Valves

from page 425

Bath

from page 438

Accessories

from page 444

Detailed product information, documents, dimensional drawings and 3D objects can be found online at www.dornbracht.com.



CL.1



CYO



IMO



Lissé



LULU



Madison



MEM



Meta



Tara.



VAIA



Shower



Concealed
articles



Miscellaneous



Kitchen

Basin fittings overview

Single-lever basin mixers

137 mm projection



33 500 882

166 mm projection



33 513 882

Single-hole basin mixers

165 mm projection



22 513 892

135 mm projection



22 512 892

100 mm projection



22 302 892

With raised base

200 mm projection



22 533 892*

Three-hole basin mixers

165 mm projection



20 713 892

165 mm projection



20 713 882

135 mm projection



20 710 892

135 mm projection



20 710 882

166 mm projection



20 705 892

166 mm projection



20 705 882

Single-hole basin mixer with standpipe



22 585 892

Deck-mounted basin spout

165 mm projection



13 716 882*

Pillar tap

100 mm projection



17 500 892

Single tap for wall mounting

140 mm projection



30 010 892

Wall-mounted basin spout

190 mm projection



13 800 882

Wall-mounted basin mixers

160 mm projection



36 707 892

160 mm projection



36 707 882

190 mm projection



36 712 892

190 mm projection



36 712 882

240 mm projection



36 717 892

240 mm projection



36 717 882

Overview of bath fittings

Bath mixers



25 133 892

25 133882

Freestanding bath fittings



25 943 892

25 943 882

Single-lever bath shower



27 512 892

27 512 882

Bath spout



13 801 892

Hand shower



27 702 979

Single-lever mixer



36 120 660

Diverter



29 140 892

29 140 979

Integrated bath filler



36 247 970

Miscellaneous



36 243 970



CL.1



CYO



IMO



Lissé



LULU



Madison



MEM



Meta



Tara.



VAIA



Shower



Concealed articles



Miscellaneous



Kitchen

33 500 882 NEW Single-lever basin mixer with pop-up waste



- 137 mm projection
- pivotable spout 360°
- circular, air-enriched flow
- height of mixer 295 mm
- height up to aerator 187 mm
- hole diameter 35 mm
- 2x screw-in M 8 x 1 pressure hose, leak-tested
- max. flow 5.7 l/min
- lead-free

Only suitable for basins with an overflow.

		EUR
Chrome	33 500 882-00	749.50
Brushed Chrome	33 500 882-93	974.40
Platinum	33 500 882-08	1,199.20
Brushed Platinum	33 500 882-06	1,199.20
Champagne (22kt Gold)	33 500 882-47	1,499.00
Brushed Champagne (23kt Gold)	33 500 882-46	1,499.00
Brushed Durabronze (23kt Gold)	33 500 882-28	1,499.00
Dark Chrome	33 500 882-19	1,124.30
Brushed Dark Platinum	33 500 882-99	1,349.10
Matte Black	33 500 882-33	1,011.90

33 513 882 NEW Single-lever basin mixer with pop-up waste



- 166 mm projection
- pivotable spout 360°
- circular, air-enriched flow
- height of mixer 310 mm
- height up to aerator 188 mm
- hole diameter 35 mm
- 2x screw-in M 8 x 1 pressure hose, leak-tested
- max. flow 5.7 l/min
- lead-free

Only suitable for basins with an overflow.

		EUR
Chrome	33 513 882-00	786.90
Brushed Chrome	33 513 882-93	1,023.00
Platinum	33 513 882-08	1,259.00
Brushed Platinum	33 513 882-06	1,259.00
Champagne (22kt Gold)	33 513 882-47	1,573.80
Brushed Champagne (23kt Gold)	33 513 882-46	1,573.80
Brushed Durabronze (23kt Gold)	33 513 882-28	1,573.80
Dark Chrome	33 513 882-19	1,180.30
Brushed Dark Platinum	33 513 882-99	1,416.40
Matte Black	33 513 882-33	1,062.30

22 302 892 Single-hole basin mixer with pop-up waste



- 100 mm projection
- pivotable spout 360°
- circular, air-enriched flow
- height of mixer 235 mm
- height up to aerator 134 mm
- hole diameter 35 mm
- rosette Ø 59 mm
- 2x screw-in M 10 x 1 pressure hose, leak-tested
- max. flow 7 l/min
- lead-free

Only suitable for basins with an overflow.

		EUR
Chrome	22 302 892-00	643.40
Brushed Chrome	22 302 892-93	836.40
Platinum	22 302 892-08	1,029.10
Brushed Platinum	22 302 892-06	1,029.10
Champagne (22kt Gold)	22 302 892-47	1,286.80
Brushed Champagne (23kt Gold)	22 302 892-46	1,286.80
Brushed Durabronze (23kt Gold)	22 302 892-28	1,286.80
Dark Chrome	22 302 892-19	965.00
Brushed Dark Platinum	22 302 892-99	1,158.00
Matte Black	22 302 892-33	868.40

22 512 892 Single-hole basin mixer with pop-up waste



- 135 mm projection
- pivotable spout 360°
- circular, air-enriched flow
- height of mixer 275 mm
- height up to aerator 168 mm
- hole diameter 35 mm
- rosette Ø 59 mm
- 2x screw-in M 10 x 1 pressure hose, leak-tested
- max. flow 7 l/min
- lead-free

Only suitable for basins with an overflow.

		EUR
Chrome	22 512 892-00	677.50
Brushed Chrome	22 512 892-93	880.80
Platinum	22 512 892-08	1,084.00
Brushed Platinum	22 512 892-06	1,084.00
Champagne (22kt Gold)	22 512 892-47	1,355.00
Brushed Champagne (23kt Gold)	22 512 892-46	1,355.00
Brushed Durabronze (23kt Gold)	22 512 892-28	1,355.00
Dark Chrome	22 512 892-19	1,016.30
Brushed Dark Platinum	22 512 892-99	1,219.60
Matte Black	22 512 892-33	914.50

22 513 892 Single-hole basin mixer with pop-up waste



- 165 mm projection
- pivotable spout 360°
- circular, air-enriched flow
- height of mixer 295 mm
- height up to aerator 172 mm
- hole diameter 35 mm
- rosette Ø 59 mm
- 2x screw-in M 10 x 1 pressure hose, leak-tested
- max. flow 7 l/min
- lead-free

Only suitable for basins with an overflow.

		EUR
Chrome	22 513 892-00	717.80
Brushed Chrome	22 513 892-93	933.10
Platinum	22 513 892-08	1,148.30
Brushed Platinum	22 513 892-06	1,148.30
Champagne (22kt Gold)	22 513 892-47	1,435.60
Brushed Champagne (23kt Gold)	22 513 892-46	1,435.60
Brushed Durabronze (23kt Gold)	22 513 892-28	1,435.60
Dark Chrome	22 513 892-19	1,076.70
Brushed Dark Platinum	22 513 892-99	1,292.00
Matte Black	22 513 892-33	968.70



22 533 892



Single-hole basin mixer with raised base without pop-up waste

- 200 mm projection
- pivotable spout 360°
- circular, air-enriched flow
- height of mixer 425 mm
- height up to aerator 280 mm
- hole diameter 35 mm
- rosette Ø 59 mm
- 2x screw-in M 10 x 1 pressure hose, leak-tested
- max. flow 7 l/min
- lead-free

for use on counter-top bowls

		EUR
Chrome	22 533 892-00	945.20
Brushed Chrome	22 533 892-93	1,228.80
Platinum	22 533 892-08	1,512.60
Brushed Platinum	22 533 892-06	1,512.60
Champagne (22kt Gold)	22 533 892-47	1,890.40
Brushed Champagne (23kt Gold)	22 533 892-46	1,890.40
Brushed Durabross (23kt Gold)	22 533 892-28	1,890.40
Dark Chrome	22 533 892-19	1,417.90
Brushed Dark Platinum	22 533 892-99	1,701.50
Matte Black	22 533 892-33	1,276.20

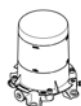
22 585 892

NEW



Single-hole basin mixer with stand pipe without pop-up waste

- 201 mm projection
- pivotable spout 360°
- circular, air-enriched flow
- total height 1095 - 1166 mm
- height up to aerator 1025 - 1095 mm
- rosette Ø 135 mm
- max. flow 5.7 l/min
- lead-free



Required miscellaneous

- Concealed floor mounting**
- min. recess depth 80 mm
 - max. recess depth 150 mm

For details and miscellaneous, see page 596.

		EUR
Chrome	22 585 892-00	1,923.00
Brushed Chrome	22 585 892-93	2,499.90
Platinum	22 585 892-08	3,076.90
Brushed Platinum	22 585 892-06	3,076.90
Champagne (22kt Gold)	22 585 892-47	3,846.00
Brushed Champagne (23kt Gold)	22 585 892-46	3,846.00
Brushed Durabross (23kt Gold)	22 585 892-28	3,846.00
Dark Chrome	22 585 892-19	2,884.60
Brushed Dark Platinum	22 585 892-99	3,461.50
Matte Black	22 585 892-33	2,596.00

		EUR
Concealed rough parts	35 945 970 90	799.60

20 705 892

NEW



Three-hole basin mixer with pop-up waste

- 166 mm projection
- pivotable spout 360°
- circular, air-enriched flow
- height of mixer 145 mm
- height up to aerator 65 mm
- hole diameter valve 32 mm
- hole diameter spout 35 mm
- rosette Ø 55 mm
- 2x screw-in M 10 x 1 pressure hose, leak-tested
- lead-free
- max. flow 5.7 l/min

Only suitable for basins with an overflow.



Optional miscellaneous

- High pressure hoses**
- 2x 1/2" x 3/8" high pressure hose

		EUR
Chrome	20 705 892-00	1,206.10
Brushed Chrome	20 705 892-93	1,567.90
Platinum	20 705 892-08	1,929.70
Brushed Platinum	20 705 892-06	1,929.70
Champagne (22kt Gold)	20 705 892-47	2,412.20
Brushed Champagne (23kt Gold)	20 705 892-46	2,412.20
Brushed Durabross (23kt Gold)	20 705 892-28	2,412.20
Dark Chrome	20 705 892-19	1,809.20
Brushed Dark Platinum	20 705 892-99	2,171.00
Matte Black	20 705 892-33	1,628.30

		EUR
High pressure hoses	12 506 970 90	86.40

20 710 892



Three-hole basin mixer with pop-up waste

- 135 mm projection
- pivotable spout 360°
- circular, air-enriched flow
- height of mixer 270 mm
- height up to aerator 161 mm
- hole diameter valve 32 mm
- hole diameter spout 35 mm
- rosette Ø 55 mm
- 2x screw-in M 10 x 1 pressure hose, leak-tested
- max. flow 7 l/min
- lead-free

Only suitable for basins with an overflow.



Optional miscellaneous

- High pressure hoses**
- 2x 1/2" x 3/8" high pressure hose

		EUR
Chrome	20 710 892-00	1,138.10
Brushed Chrome	20 710 892-93	1,479.50
Platinum	20 710 892-08	1,821.00
Brushed Platinum	20 710 892-06	1,821.00
Champagne (22kt Gold)	20 710 892-47	2,276.20
Brushed Champagne (23kt Gold)	20 710 892-46	2,276.20
Brushed Durabross (23kt Gold)	20 710 892-28	2,276.20
Dark Chrome	20 710 892-19	1,707.20
Brushed Dark Platinum	20 710 892-99	2,048.80
Matte Black	20 710 892-33	1,536.50

		EUR
High pressure hoses	12 506 970 90	86.40



CL.1



CYO



IMO



Lissé



LULU



Madison



MEM



Meta



Tara.



VAIA



Shower



Concealed articles



Miscellaneous



Kitchen

20 713 892



Three-hole basin mixer with pop-up waste

- 165 mm projection
- pivotable spout 360°
- circular, air-enriched flow
- height of mixer 285 mm
- height up to aerator 163 mm
- hole diameter valve 32 mm
- hole diameter spout 35 mm
- rosette Ø 55 mm
- 2x screw-in M 10 x 1 pressure hose, leak-tested
- max. flow 7 l/min
- lead-free

Only suitable for basins with an overflow.



Optional miscellaneous

High pressure hoses

- 2x 1/2" x 3/8" high pressure hose

		EUR
Chrome	20 713 892-00	1,206.10
Brushed Chrome	20 713 892-93	1,567.90
Platinum	20 713 892-08	1,929.60
Brushed Platinum	20 713 892-06	1,929.60
Champagne (22kt Gold)	20 713 892-47	2,412.20
Brushed Champagne (23kt Gold)	20 713 892-46	2,412.20
Brushed Durabrass (23kt Gold)	20 713 892-28	2,412.20
Dark Chrome	20 713 892-19	1,809.20
Brushed Dark Platinum	20 713 892-99	2,171.10
Matte Black	20 713 892-33	1,628.20

EUR

12 506 970 90 86.40

20 705 882

NEW



Three-hole basin mixer with pop-up waste

- 166 mm projection
- pivotable spout 360°
- circular, air-enriched flow
- height of mixer 145 mm
- height up to aerator 65 mm
- hole diameter valve 32 mm
- hole diameter spout 35 mm
- rosette Ø 55 mm
- 2x screw-in M 10 x 1 pressure hose, leak-tested
- max. flow 5.7 l/min
- lead-free

Only suitable for basins with an overflow.

		EUR
Chrome	20 705 882-00	1,305.40
Brushed Chrome	20 705 882-93	1,697.00
Platinum	20 705 882-08	2,088.60
Brushed Platinum	20 705 882-06	2,088.60
Champagne (22kt Gold)	20 705 882-47	2,610.80
Brushed Champagne (23kt Gold)	20 705 882-46	2,610.80
Brushed Durabrass (23kt Gold)	20 705 882-28	2,610.80
Dark Chrome	20 705 882-19	1,958.00
Brushed Dark Platinum	20 705 882-99	2,349.50
Matte Black	20 705 882-33	1,762.20

EUR

20 705 882-33 1,762.20

20 710 882



Three-hole basin mixer with pop-up waste

- 135 mm projection
- pivotable spout 360°
- circular, air-enriched flow
- height of mixer 270 mm
- height up to aerator 161 mm
- hole diameter valve 32 mm
- hole diameter spout 35 mm
- rosette Ø 55 mm
- 2x screw-in M 10 x 1 pressure hose, leak-tested
- max. flow 7 l/min
- lead-free

Only suitable for basins with an overflow.

		EUR
Chrome	20 710 882-00	1,252.00
Brushed Chrome	20 710 882-93	1,627.60
Platinum	20 710 882-08	2,003.20
Brushed Platinum	20 710 882-06	2,003.20
Champagne (22kt Gold)	20 710 882-47	2,504.00
Brushed Champagne (23kt Gold)	20 710 882-46	2,504.00
Brushed Durabrass (23kt Gold)	20 710 882-28	2,504.00
Dark Chrome	20 710 882-19	1,878.10
Brushed Dark Platinum	20 710 882-99	2,253.60
Matte Black	20 710 882-33	1,690.10

EUR

12 506 970 90 86.40

20 713 882



Three-hole basin mixer with pop-up waste

- 165 mm projection
- pivotable spout 360°
- circular, air-enriched flow
- height of mixer 285 mm
- height up to aerator 163 mm
- hole diameter valve 32 mm
- hole diameter spout 35 mm
- rosette Ø 55 mm
- 2x screw-in M 10 x 1 pressure hose, leak-tested
- max. flow 7 l/min
- lead-free

Only suitable for basins with an overflow.

		EUR
Chrome	20 713 882-00	1,305.40
Brushed Chrome	20 713 882-93	1,697.00
Platinum	20 713 882-08	2,088.90
Brushed Platinum	20 713 882-06	2,088.90
Champagne (22kt Gold)	20 713 882-47	2,610.80
Brushed Champagne (23kt Gold)	20 713 882-46	2,610.80
Brushed Durabrass (23kt Gold)	20 713 882-28	2,610.80
Dark Chrome	20 713 882-19	1,958.00
Brushed Dark Platinum	20 713 882-99	2,349.80
Matte Black	20 713 882-33	1,762.60

EUR

12 506 970 90 86.40



17 500 892



Pillar tap cold water

- 100 mm projection
- fixed spout
- circular, air-enriched flow
- height of mixer 115 mm
- height up to aerator 40 mm
- hole diameter 35 mm
- 1/2" connection
- rosette Ø 45 mm
- max. flow 7 l/min
- lead-free

		EUR
Chrome	17 500 892-00	387.90
Brushed Chrome	17 500 892-93	504.30
Platinum	17 500 892-08	620.50
Brushed Platinum	17 500 892-06	620.50
Champagne (22kt Gold)	17 500 892-47	775.80
Brushed Champagne (23kt Gold)	17 500 892-46	775.80
Brushed Durabronze (23kt Gold)	17 500 892-28	775.80
Dark Chrome	17 500 892-19	581.80
Brushed Dark Platinum	17 500 892-99	698.10
Matte Black	17 500 892-33	523.70

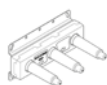
36 707 892



Wall-mounted basin mixer without pop-up waste

- 160 mm projection
- fixed spout
- circular, air-enriched flow
- hole diameter valve 40 mm
- hole diameter spout 40 mm
- rosettes Ø 55 mm
- max. flow 7 l/min
- lead-free

		EUR
Chrome	36 707 892-00	909.70
Brushed Chrome	36 707 892-93	1,182.60
Platinum	36 707 892-08	1,455.50
Brushed Platinum	36 707 892-06	1,455.50
Champagne (22kt Gold)	36 707 892-47	1,819.40
Brushed Champagne (23kt Gold)	36 707 892-46	1,819.40
Brushed Durabronze (23kt Gold)	36 707 892-28	1,819.40
Dark Chrome	36 707 892-19	1,364.50
Brushed Dark Platinum	36 707 892-99	1,637.20
Matte Black	36 707 892-33	1,227.90



Required miscellaneous

Concealed wall-mounted mixer Centred spout

- min. recess depth 70 mm
- max. recess depth 135 mm

For details and miscellaneous, see page 583.

		EUR
Concealed rough parts	35 700 970 90	184.00



Required miscellaneous

Concealed wall-mounted mixer variable positioning

- min. recess depth 85 mm
- max. recess depth 145 mm

For details and miscellaneous, see page 583.

		EUR
Concealed rough parts	35 720 970 90	146.80

36 712 892



Wall-mounted basin mixer without pop-up waste

- 190 mm projection
- fixed spout
- circular, air-enriched flow
- hole diameter valve 40 mm
- hole diameter spout 40 mm
- rosette Ø 55 mm
- max. flow 7 l/min
- lead-free

		EUR
Chrome	36 712 892-00	950.30
Brushed Chrome	36 712 892-93	1,235.40
Platinum	36 712 892-08	1,520.10
Brushed Platinum	36 712 892-06	1,520.10
Champagne (22kt Gold)	36 712 892-47	1,900.60
Brushed Champagne (23kt Gold)	36 712 892-46	1,900.60
Brushed Durabronze (23kt Gold)	36 712 892-28	1,900.60
Dark Chrome	36 712 892-19	1,425.50
Brushed Dark Platinum	36 712 892-99	1,710.50
Matte Black	36 712 892-33	1,282.50



Required miscellaneous

Concealed wall-mounted mixer Centred spout

- min. recess depth 70 mm
- max. recess depth 135 mm

For details and miscellaneous, see page 583.

		EUR
Concealed rough parts	35 700 970 90	184.00



Required miscellaneous

Concealed wall-mounted mixer variable positioning

- min. recess depth 85 mm
- max. recess depth 145 mm

For details and miscellaneous, see page 583.

		EUR
Concealed rough parts	35 720 970 90	146.80



CL.1



CYO



IMO



Lissé



LULU



Madison



MEM



Meta



Tara.



VAIA



Shower



Concealed articles



Miscellaneous



Kitchen

36 717 892



Wall-mounted basin mixer without pop-up waste

- 240 mm projection
- fixed spout
- circular, air-enriched flow
- hole diameter valve 40 mm
- hole diameter spout 40 mm
- rosette Ø 55 mm
- max. flow 7 l/min
- lead-free

		EUR
Chrome	36 717 892-00	998.90
Brushed Chrome	36 717 892-93	1,298.60
Platinum	36 717 892-08	1,598.10
Brushed Platinum	36 717 892-06	1,598.10
Champagne (22kt Gold)	36 717 892-47	1,997.80
Brushed Champagne (23kt Gold)	36 717 892-46	1,997.80
Brushed Durabronze (23kt Gold)	36 717 892-28	1,997.80
Dark Chrome	36 717 892-19	1,498.50
Brushed Dark Platinum	36 717 892-99	1,798.00
Matte Black	36 717 892-33	1,348.70



Required miscellaneous

Concealed wall-mounted mixer Centred spout

- min. recess depth 70 mm
- max. recess depth 135 mm

For details and miscellaneous, see page 583.

		EUR
Concealed rough parts	35 700 970 90	184.00



Required miscellaneous

Concealed wall-mounted mixer variable positioning

- min. recess depth 85 mm
- max. recess depth 145 mm

For details and miscellaneous, see page 583.

		EUR
Concealed rough parts	35 720 970 90	146.80

36 707 882



Wall-mounted basin mixer without pop-up waste

- 160 mm projection
- fixed spout
- circular, air-enriched flow
- hole diameter valve 40 mm
- hole diameter spout 40 mm
- rosette Ø 55 mm
- max. flow 7 l/min
- lead-free

		EUR
Chrome	36 707 882-00	986.00
Brushed Chrome	36 707 882-93	1,281.80
Platinum	36 707 882-08	1,578.00
Brushed Platinum	36 707 882-06	1,578.00
Champagne (22kt Gold)	36 707 882-47	1,972.00
Brushed Champagne (23kt Gold)	36 707 882-46	1,972.00
Brushed Durabronze (23kt Gold)	36 707 882-28	1,972.00
Dark Chrome	36 707 882-19	1,479.10
Brushed Dark Platinum	36 707 882-99	1,774.90
Matte Black	36 707 882-33	1,331.40



Required miscellaneous

Concealed wall-mounted mixer Centred spout

- min. recess depth 70 mm
- max. recess depth 135 mm

For details and miscellaneous, see page 583.

		EUR
Concealed rough parts	35 700 970 90	184.00



Required miscellaneous

Concealed wall-mounted mixer variable positioning

- min. recess depth 85 mm
- max. recess depth 145 mm

For details and miscellaneous, see page 583.

		EUR
Concealed rough parts	35 720 970 90	146.80

36 712 882



Wall-mounted basin mixer without pop-up waste

- 190 mm projection
- circular, air-enriched flow
- hole diameter valve 40 mm
- hole diameter spout 40 mm
- rosette Ø 55 mm
- max. flow 7 l/min
- lead-free

		EUR
Chrome	36 712 882-00	1,022.00
Brushed Chrome	36 712 882-93	1,328.60
Platinum	36 712 882-08	1,635.20
Brushed Platinum	36 712 882-06	1,635.20
Champagne (22kt Gold)	36 712 882-47	2,044.00
Brushed Champagne (23kt Gold)	36 712 882-46	2,044.00
Brushed Durabross (23kt Gold)	36 712 882-28	2,044.00
Dark Chrome	36 712 882-19	1,533.00
Brushed Dark Platinum	36 712 882-99	1,839.80
Matte Black	36 712 882-33	1,379.60



Required miscellaneous

Concealed wall-mounted mixer Centred spout

- min. recess depth 70 mm
- max. recess depth 135 mm

For details and miscellaneous, see page 583.

		EUR
Concealed rough parts	35 700 970 90	184.00



Required miscellaneous

Concealed wall-mounted mixer variable positioning

- min. recess depth 85 mm
- max. recess depth 145 mm

For details and miscellaneous, see page 583.

		EUR
Concealed rough parts	35 720 970 90	146.80

36 717 882



Wall-mounted basin mixer without pop-up waste

- 240 mm projection
- fixed spout
- circular, air-enriched flow
- hole diameter valve 40 mm
- hole diameter spout 40 mm
- rosette Ø 55 mm
- max. flow 7 l/min
- lead-free

		EUR
Chrome	36 717 882-00	1,070.90
Brushed Chrome	36 717 882-93	1,392.20
Platinum	36 717 882-08	1,713.20
Brushed Platinum	36 717 882-06	1,713.20
Champagne (22kt Gold)	36 717 882-47	2,141.80
Brushed Champagne (23kt Gold)	36 717 882-46	2,141.80
Brushed Durabross (23kt Gold)	36 717 882-28	2,141.80
Dark Chrome	36 717 882-19	1,606.40
Brushed Dark Platinum	36 717 882-99	1,927.50
Matte Black	36 717 882-33	1,445.60



Required miscellaneous

Concealed wall-mounted mixer Centred spout

- min. recess depth 70 mm
- max. recess depth 135 mm

For details and miscellaneous, see page 583.

		EUR
Concealed rough parts	35 700 970 90	184.00



Required miscellaneous

Concealed wall-mounted mixer variable positioning

- min. recess depth 85 mm
- max. recess depth 145 mm

For details and miscellaneous, see page 583.

		EUR
Concealed rough parts	35 720 970 90	146.80

30 010 892



Wall-mounted valve cold water

- 140 mm projection
- fixed spout
- circular, air-enriched flow
- adapter with male thread 3/4"
- hole diameter 32 mm
- rosette Ø 55 mm
- max. flow 5.7 l/min
- lead-free

		EUR
Chrome	30 010 892-00	410.10
Brushed Chrome	30 010 892-93	533.10
Platinum	30 010 892-08	656.30
Brushed Platinum	30 010 892-06	656.30
Champagne (22kt Gold)	30 010 892-47	820.20
Brushed Champagne (23kt Gold)	30 010 892-46	820.20
Brushed Durabross (23kt Gold)	30 010 892-28	820.20
Dark Chrome	30 010 892-19	615.20
Brushed Dark Platinum	30 010 892-99	738.40
Matte Black	30 010 892-33	553.70



CL.1



CYO



IMO



Lissé



LULU



Madison



MEM



Meta



Tara.



VAIA



Shower



Concealed articles



Miscellaneous



Kitchen

44 521 660

NEW

Washstand fitting with electronic opening and closing function without pop-up waste



- Infrared sensor technology
 - **165 mm projection**
 - height of mixer 310 mm
 - height up to aerator 199 mm
 - hole diameter 35 mm
 - fixed spout
 - max. flow 5.7 l/min
 - circular, air-enriched flow
 - suitable for thermal disinfection
 - Automatic shut-off after pre-set time is reached
 - Indirect temperature control (undercounter)
 - Control box included
 - Adjustable sensor detection range
 - Battery or plug-in power supply operated (batteries not included)
 - 4x AA (1.5 V) batteries required
 - lead-free
 - 1x screw-in M 8 x 1 pressure hose, leak-tested
- Batteries not included

		EUR
Chrome	44 521 660-00	708.40
Brushed Chrome	44 521 660-93	920.90
Platinum	44 521 660-08	1,133.40
Brushed Platinum	44 521 660-06	1,133.40
Champagne (22kt Gold)	44 521 660-47	1,416.80
Brushed Champagne (23kt Gold)	44 521 660-46	1,416.80
Brushed Durabronze (23kt Gold)	44 521 660-28	1,416.80
Dark Chrome	44 521 660-19	1,062.60
Brushed Dark Platinum	44 521 660-99	1,275.00
Matte Black	44 521 660-33	956.30

13 716 882 +
42 765 970

eSET Touchfree Basin mixer without pop-up waste with temperature setting



- **166 mm projection**
- pivotable spout 360°
- circular, air-enriched flow
- height of mixer 285 mm
- height up to aerator 163 mm
- rosette Ø 60 mm
- hole diameter 35 mm
- 2x screw-in M 10 x 1 pressure hose, leak-tested
- 1/2" connection
- max. flow 7 l/min
- lead-free
- automatic hygiene flush
- suitable for thermal disinfection
- adjustable follow-up time
- high-frequency sensors with self-calibration
- magnetic valve
- temperature setting via thermostat
- 100-240 V AC / 12 V DC, 50-60 Hz, 18 W power supply unit, incl. country-specific adapter set

Cannot be combined with basins in conducting materials (e.g. steel, river stone).

Cannot be combined with basins that have a closing drain.

		EUR
Chrome	1 x 13 716 882-00	554.00
	1 x 42 765 970 90	654.40
	Total price:	1,208.40



Required miscellaneous

eSET Touchfree Basin mixer with temperature setting for combining with free-standing fittings

For details and miscellaneous, see page 598.

		EUR
Concealed rough parts	35 740 970 90	298.60



13 716 882 +
42 766 970



eSET Touchfree Basin mixer without pop-up waste without temperature setting

- 166 mm projection
- pivotable spout 360°
- circular, air-enriched flow
- height of mixer 285 mm
- height up to aerator 163 mm
- rosette Ø 60 mm
- hole diameter 35 mm
- 2x screw-in M 10 x 1 pressure hose, leak-tested
- 1/2" connection
- max. flow 7 l/min
- lead-free
- automatic hygiene flush
- suitable for thermal disinfection
- adjustable follow-up time
- high-frequency sensors with self-calibration
- magnetic valve
- 100-240 V AC / 12 V DC, 50-60 Hz, 18 W power supply unit, incl. country-specific adapter set

Cannot be combined with basins in conducting materials (e.g. steel, river stone).

Cannot be combined with basins that have a closing drain.

		EUR
Chrome	1 x 13 716 882-00	554.00
	1 x 42 766 970 90	545.30
	Total price:	1,099.30



Required miscellaneous

eSET Touchfree Basin mixer without temperature setting for combining with free-standing fittings

For details and miscellaneous, see page 598.

		EUR
Concealed rough parts	35 742 970 90	271.30

13 800 882 +
42 765 970



eSET Touchfree Basin mixer without pop-up waste with temperature setting

- 190 mm projection
- fixed spout
- circular, air-enriched flow
- hole diameter 40 mm
- rosette Ø 60 mm
- 1/2" connection
- plug-link mounting
- max. flow 7 l/min
- lead-free
- automatic hygiene flush
- suitable for thermal disinfection
- adjustable follow-up time
- high-frequency sensors with self-calibration
- magnetic valve
- temperature setting via thermostat
- 100-240 V AC / 12 V DC, 50-60 Hz, 18 W power supply unit, incl. country-specific adapter set

Cannot be combined with basins in conducting materials (e.g. steel, river stone).

Cannot be combined with basins that have a closing drain.

		EUR
Chrome	1 x 13 800 882-00	467.90
	1 x 42 765 970 90	654.40
	Total price:	1,122.30



Required miscellaneous

eSET Touchfree Basin mixer with temperature setting for combining with wall-mounted fittings

- min. recess depth 90 mm
- max. recess depth 125 mm

For details and miscellaneous, see page 598.

		EUR
Concealed rough parts	35 741 970 90	298.60



Optional miscellaneous

Concealed wall elbow

- min. recess depth 90 mm
- max. recess depth 163 mm

For details and miscellaneous, see page 603.

		EUR
Concealed rough parts	35 085 970 90	116.90



CL.1



CYO



IMO



Lissé



LULU



Madison



MEM



Meta



Tara.



VAIA



Shower



Concealed articles



Miscellaneous



Kitchen

13 800 882 +
42 766 970



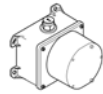
eSET Touchfree Basin mixer without pop-up waste without temperature setting

- 190 mm projection
- fixed spout
- circular, air-enriched flow
- hole diameter 40 mm
- rosette Ø 60 mm
- 1/2" connection
- plug-link mounting
- max. flow 7 l/min
- lead-free
- automatic hygiene flush
- suitable for thermal disinfection
- adjustable follow-up time
- high-frequency sensors with self-calibration
- magnetic valve
- 100-240 V AC / 12 V DC, 50-60 Hz, 18 W power supply unit, incl. country-specific adapter set

Cannot be combined with basins in conducting materials (e.g. steel, river stone).

Cannot be combined with basins that have a closing drain.

		EUR
Chrome	1 x 13 800 882-00	467.90
	1 x 42 766 970 90	545.30
	Total price:	1,013.20



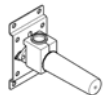
Required miscellaneous

eSET Touchfree Basin mixer without temperature setting for combining with wall-mounted fittings

- min. recess depth 90 mm
- max. recess depth 125 mm

For details and miscellaneous, see page 598.

		EUR
Concealed rough parts	35 743 970 90	271.30



Optional miscellaneous

Concealed wall elbow

- min. recess depth 90 mm
- max. recess depth 163 mm

For details and miscellaneous, see page 603.

		EUR
Concealed rough parts	35 085 970 90	116.90

11 171 882

NEW

Lever

- With linear texture
- for basin fittings



		EUR
Brushed Chrome	11 171 882-93	95.30
Platinum	11 171 882-08	117.30
Brushed Platinum	11 171 882-06	117.30
Champagne (22kt Gold)	11 171 882-47	146.60
Brushed Champagne (23kt Gold)	11 171 882-46	146.60
Brushed Durabronz (23kt Gold)	11 171 882-28	146.60
Dark Chrome	11 171 882-19	109.90
Brushed Dark Platinum	11 171 882-99	132.00
Matte Black	11 171 882-33	99.00

11 170 882

NEW

Lever

- for basin fittings



		EUR
Matte Black	11 170 882-33	79.70

Accessories

10 060 970

Siphon for basin

- rosette Ø 70 mm



		EUR
Chrome	10 060 970-00	322.30
Brushed Chrome	10 060 970-93	419.00
Platinum	10 060 970-08	515.80
Brushed Platinum	10 060 970-06	515.80
Champagne (22kt Gold)	10 060 970-47	644.60
Brushed Champagne (23kt Gold)	10 060 970-46	644.60
Brushed Durabronz (23kt Gold)	10 060 970-28	644.60
Dark Chrome	10 060 970-19	483.40
Brushed Dark Platinum	10 060 970-99	580.10
Matte Black	10 060 970-33	435.20



22 900 892



Angle valve

- rosette Ø 55 mm
- hose covering 200 mm, for shortening

		EUR
Chrome	22 900 892-00	196.20
Platinum	22 900 892-08	313.80
Brushed Platinum	22 900 892-06	313.80
Champagne (22kt Gold)	22 900 892-47	392.40
Brushed Champagne (23kt Gold)	22 900 892-46	392.40
Brushed Durabrass (23kt Gold)	22 900 892-28	392.40
Dark Chrome	22 900 892-19	294.30
Brushed Dark Platinum	22 900 892-99	353.20
Matte Black	22 900 892-33	264.90



CL.1



CYO



IMO



Lissé



LULU



Madison



MEM



Meta



Tara.



VAIA



Shower



Concealed articles



Miscellaneous



Kitchen

24 510 892



Single-hole bidet mixer with pop-up waste

- **124 mm projection**
- ball-joint pivotable through 15° (in any direction)
- circular, air-enriched flow
- height of mixer 180 mm
- height up to aerator 123 mm
- hole diameter 35 mm
- rosette Ø 59 mm
- 2x screw-in M 10 x 1 pressure hose, leak-tested
- max. flow 7 l/min

		EUR
Chrome	24 510 892-00	846.20
Brushed Chrome	24 510 892-93	1,100.10
Platinum	24 510 892-08	1,354.00
Brushed Platinum	24 510 892-06	1,354.00
Champagne (22kt Gold)	24 510 892-47	1,692.40
Brushed Champagne (23kt Gold)	24 510 892-46	1,692.40
Brushed Durabronze (23kt Gold)	24 510 892-28	1,692.40
Dark Chrome	24 510 892-19	1,269.30
Brushed Dark Platinum	24 510 892-99	1,522.90
Matte Black	24 510 892-33	1,142.50



Tara.

36 002 970 +
28 017 979

Concealed single-lever mixer with integrated shower connection with hand shower set

- metal shower hose 1750 mm with integrated anti-twist protection
- hand shower: normal flow
- spray head Ø 130 mm
- max. hand shower flow 15 l/min

Intrinsic protection against back flow.

		EUR
Chrome	1 x 36 002 970-00	715.80
	1 x 28 017 979-00	173.10
	Total price:	888.90
Brushed Chrome	1 x 36 002 970-93	930.50
	1 x 28 017 979-93	225.00
	Total price:	1,155.50
Platinum	1 x 36 002 970-08	1,146.00
	1 x 28 017 979-08	277.10
	Total price:	1,423.10
Brushed Platinum	1 x 36 002 970-06	1,145.30
	1 x 28 017 979-06	277.10
	Total price:	1,422.40
Champagne (22kt Gold)	1 x 36 002 970-47	1,431.60
	1 x 28 017 979-47	346.20
	Total price:	1,777.80
Brushed Champagne (23kt Gold)	1 x 36 002 970-46	1,431.60
	1 x 28 017 979-46	346.20
	Total price:	1,777.80
Brushed Durabronz (23kt Gold)	1 x 36 002 970-28	1,431.60
	1 x 28 017 979-28	346.20
	Total price:	1,777.80
Dark Chrome	1 x 36 002 970-19	1,073.80
	1 x 28 017 979-19	259.70
	Total price:	1,333.50
Brushed Dark Platinum	1 x 36 002 970-99	1,288.40
	1 x 28 017 979-99	311.60
	Total price:	1,600.00
Matte Black	1 x 36 002 970-33	966.40
	1 x 28 017 979-33	233.80
	Total price:	1,200.20


Product alternative
Hand shower

- three settings: normal flow, soft flow, massage flow
- spray head Ø 100 mm
- max. flow 15 l/min

Hand shower see page 557.

For details and miscellaneous, see page 558.

		EUR
Chrome	28 018 979-00	129.20
Brushed Chrome	28 018 979-93	168.00
Platinum	28 018 979-08	206.70
Brushed Platinum	28 018 979-06	206.70
Champagne (22kt Gold)	28 018 979-47	258.40
Brushed Champagne (23kt Gold)	28 018 979-46	258.40
Brushed Durabronz (23kt Gold)	28 018 979-28	258.40
Dark Chrome	28 018 979-19	193.80
Brushed Dark Platinum	28 018 979-99	232.50
Matte Black	28 018 979-33	174.40

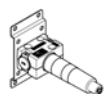

Product alternative
Hand shower

- four settings: normal flow, soft flow, massage flow, cascade
- spray head Ø 120 mm
- max. flow 15 l/min

Hand shower see page 557.

For details and miscellaneous, see page 559.

		EUR
Chrome	28 012 979-00	224.70
Brushed Chrome	28 012 979-93	292.10
Platinum	28 012 979-08	359.50
Brushed Platinum	28 012 979-06	359.50
Champagne (22kt Gold)	28 012 979-47	449.40
Brushed Champagne (23kt Gold)	28 012 979-46	449.40
Brushed Durabronz (23kt Gold)	28 012 979-28	449.40
Dark Chrome	28 012 979-19	337.10
Brushed Dark Platinum	28 012 979-99	404.50
Matte Black	28 012 979-33	303.30


Required miscellaneous
Concealed wall mounting

- min. recess depth 80 mm
- max. recess depth 105 mm

For details and miscellaneous, see page 584.

		EUR
Concealed rough parts	35 050 970 90	305.40



CL.1



CYO



IMO



Lissé



LULU



Madison



MEM



Meta



Tara.



VAIA



Shower



Concealed articles



Miscellaneous



Kitchen

36 013 660 +
28 018 979



Concealed single-lever mixer with integrated shower connection with shower set

- cover plate Ø 78 mm
- metal shower hose 1750 mm with integrated anti-twist protection
- slide bar
- three settings: normal flow, soft flow, massage flow
- spray head Ø 100 mm
- max. flow 15 l/min

Intrinsic protection against back flow.

		EUR
Chrome	1 x 36 013 660-00	907.30
	1 x 28 018 979-00	129.20
Total price:		1,036.50
Brushed Chrome	1 x 36 013 660-93	1,179.50
	1 x 28 018 979-93	168.00
Total price:		1,347.50
Platinum	1 x 36 013 660-08	1,452.30
	1 x 28 018 979-08	206.70
Total price:		1,659.00
Brushed Platinum	1 x 36 013 660-06	1,451.40
	1 x 28 018 979-06	206.70
Total price:		1,658.10
Champagne (22kt Gold)	1 x 36 013 660-47	1,814.60
	1 x 28 018 979-47	258.40
Total price:		2,073.00
Brushed Champagne (23kt Gold)	1 x 36 013 660-46	1,814.60
	1 x 28 018 979-46	258.40
Total price:		2,073.00
Brushed Durabrass (23kt Gold)	1 x 36 013 660-28	1,814.60
	1 x 28 018 979-28	258.40
Total price:		2,073.00
Dark Chrome	1 x 36 013 660-19	1,360.90
	1 x 28 018 979-19	193.80
Total price:		1,554.70
Brushed Dark Platinum	1 x 36 013 660-99	1,633.00
	1 x 28 018 979-99	232.50
Total price:		1,865.50
Matte Black	1 x 36 013 660-33	1,224.90
	1 x 28 018 979-33	174.40
Total price:		1,399.30



Product alternative

Hand shower

- four settings: normal flow, soft flow, massage flow, cascade
- spray head Ø 120 mm
- max. flow 15 l/min

Hand shower see page 557.

For details and miscellaneous, see page 559.

		EUR
Chrome	28 012 979-00	224.70
Brushed Chrome	28 012 979-93	292.10
Platinum	28 012 979-08	359.50
Brushed Platinum	28 012 979-06	359.50
Champagne (22kt Gold)	28 012 979-47	449.40
Brushed Champagne (23kt Gold)	28 012 979-46	449.40
Brushed Durabrass (23kt Gold)	28 012 979-28	449.40
Dark Chrome	28 012 979-19	337.10
Brushed Dark Platinum	28 012 979-99	404.50
Matte Black	28 012 979-33	303.30

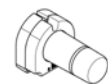


Product alternative

Hand shower

- normal flow
- spray head Ø 130 mm
- max. flow 6.8 l/min

		EUR
Chrome	28 017 979-00 0010	173.10
Brushed Chrome	28 017 979-93 0010	225.00
Platinum	28 017 979-08 0010	276.80
Brushed Platinum	28 017 979-06 0010	276.80
Champagne (22kt Gold)	28 017 979-47 0010	346.20
Brushed Champagne (23kt Gold)	28 017 979-46 0010	346.20
Brushed Durabrass (23kt Gold)	28 017 979-28 0010	346.20
Dark Chrome	28 017 979-19 0010	259.70
Brushed Dark Platinum	28 017 979-99 0010	311.40
Matte Black	28 017 979-33 0010	233.80



Required miscellaneous

Concealed wall mounting

- min. recess depth 78 mm
- max. recess depth 103 mm

For details and miscellaneous, see page 583.

		EUR
Concealed rough parts	35 003 970 90	305.40



36 110 970 +
28 017 979

Concealed single-lever mixer with integrated shower connection with shower set

- metal shower hose 1750 mm with integrated anti-twist protection
- slide bar
- Pipe diameter 18 mm
- hand shower: normal flow
- spray head Ø 130 mm
- max. hand shower flow 15 l/min

Intrinsic protection against back flow.

		EUR
Chrome	1 x 36 110 970-00	853.40
	1 x 28 017 979-00	173.10
	Total price:	1,026.50
Brushed Chrome	1 x 36 110 970-93	1,109.40
	1 x 28 017 979-93	225.00
	Total price:	1,334.40
Platinum	1 x 36 110 970-08	1,365.80
	1 x 28 017 979-08	277.10
	Total price:	1,642.90
Brushed Platinum	1 x 36 110 970-06	1,364.90
	1 x 28 017 979-06	277.10
	Total price:	1,642.00
Champagne (22kt Gold)	1 x 36 110 970-47	1,706.80
	1 x 28 017 979-47	346.20
	Total price:	2,053.00
Brushed Champagne (23kt Gold)	1 x 36 110 970-46	1,706.80
	1 x 28 017 979-46	346.20
	Total price:	2,053.00
Brushed Durabronze (23kt Gold)	1 x 36 110 970-28	1,706.80
	1 x 28 017 979-28	346.20
	Total price:	2,053.00
Dark Chrome	1 x 36 110 970-19	1,280.00
	1 x 28 017 979-19	259.70
	Total price:	1,539.70
Brushed Dark Platinum	1 x 36 110 970-99	1,535.40
	1 x 28 017 979-99	311.60
	Total price:	1,847.00
Matte Black	1 x 36 110 970-33	1,151.90
	1 x 28 017 979-33	233.80
	Total price:	1,385.70


Product alternative
Hand shower

- three settings: normal flow, soft flow, massage flow
- spray head Ø 100 mm
- max. flow 15 l/min

Hand shower see page 557.

For details and miscellaneous, see page 558.

		EUR
Chrome	28 018 979-00	129.20
	28 018 979-93	168.00
Platinum	28 018 979-08	206.70
	28 018 979-06	206.70
Champagne (22kt Gold)	28 018 979-47	258.40
	28 018 979-46	258.40
Brushed Durabronze (23kt Gold)	28 018 979-28	258.40
	28 018 979-19	193.80
Brushed Dark Platinum	28 018 979-99	232.50
	28 018 979-33	174.40

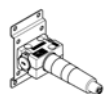

Product alternative
Hand shower

- four settings: normal flow, soft flow, massage flow, cascade
- spray head Ø 120 mm
- max. flow 15 l/min

Hand shower see page 557.

For details and miscellaneous, see page 559.

		EUR
Chrome	28 012 979-00	224.70
	28 012 979-93	292.10
Platinum	28 012 979-08	359.50
	28 012 979-06	359.50
Champagne (22kt Gold)	28 012 979-47	449.40
	28 012 979-46	449.40
Brushed Durabronze (23kt Gold)	28 012 979-28	449.40
	28 012 979-19	337.10
Brushed Dark Platinum	28 012 979-99	404.50
	28 012 979-33	303.30


Required miscellaneous
Concealed wall mounting

- min. recess depth 80 mm
- max. recess depth 105 mm

For details and miscellaneous, see page 584.

		EUR
Concealed rough parts	35 050 970 90	305.40



CL.1



CYO



IMO



Lissé



LULU



Madison



MEM



Meta



Tara.



VAIA



Shower



Concealed articles



Miscellaneous



Kitchen

36 111 970 +
28 018 979



Concealed single-lever mixer with integrated shower connection with shower set

- metal shower hose 1750 mm with integrated anti-twist protection
- slide bar
- Pipe diameter 18 mm
- hand shower: three settings: normal flow, soft flow, massage flow
- spray head Ø 100 mm
- max. hand shower flow 15 l/min

Intrinsic protection against back flow.

		EUR
Chrome	1 x 36 111 970-00	977.00
	1 x 28 018 979-00	129.20
Total price:		1,106.20
Brushed Chrome	1 x 36 111 970-93	1,270.10
	1 x 28 018 979-93	168.00
Total price:		1,438.10
Platinum	1 x 36 111 970-08	1,563.80
	1 x 28 018 979-08	206.70
Total price:		1,770.50
Brushed Platinum	1 x 36 111 970-06	1,563.00
	1 x 28 018 979-06	206.70
Total price:		1,769.70
Champagne (22kt Gold)	1 x 36 111 970-47	1,954.00
	1 x 28 018 979-47	258.40
Total price:		2,212.40
Brushed Champagne (23kt Gold)	1 x 36 111 970-46	1,954.00
	1 x 28 018 979-46	258.40
Total price:		2,212.40
Brushed Durabrass (23kt Gold)	1 x 36 111 970-28	1,954.00
	1 x 28 018 979-28	258.40
Total price:		2,212.40
Dark Chrome	1 x 36 111 970-19	1,465.50
	1 x 28 018 979-19	193.80
Total price:		1,659.30
Brushed Dark Platinum	1 x 36 111 970-99	1,758.10
	1 x 28 018 979-99	232.50
Total price:		1,990.60
Matte Black	1 x 36 111 970-33	1,319.00
	1 x 28 018 979-33	174.40
Total price:		1,493.40



Product alternative

Hand shower

- four settings: normal flow, soft flow, massage flow, cascade
- spray head Ø 120 mm
- max. flow 15 l/min

Hand shower see page 557.

For details and miscellaneous, see page 559.

		EUR
Chrome	28 012 979-00	224.70
Brushed Chrome	28 012 979-93	292.10
Platinum	28 012 979-08	359.50
Brushed Platinum	28 012 979-06	359.50
Champagne (22kt Gold)	28 012 979-47	449.40
Brushed Champagne (23kt Gold)	28 012 979-46	449.40
Brushed Durabrass (23kt Gold)	28 012 979-28	449.40
Dark Chrome	28 012 979-19	337.10
Brushed Dark Platinum	28 012 979-99	404.50
Matte Black	28 012 979-33	303.30

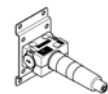


Product alternative

Hand shower

- normal flow
- spray head Ø 130 mm
- max. flow 6.8 l/min

		EUR
Chrome	28 017 979-00 0010	173.10
Brushed Chrome	28 017 979-93 0010	225.00
Platinum	28 017 979-08 0010	276.80
Brushed Platinum	28 017 979-06 0010	276.80
Champagne (22kt Gold)	28 017 979-47 0010	346.20
Brushed Champagne (23kt Gold)	28 017 979-46 0010	346.20
Brushed Durabrass (23kt Gold)	28 017 979-28 0010	346.20
Dark Chrome	28 017 979-19 0010	259.70
Brushed Dark Platinum	28 017 979-99 0010	311.40
Matte Black	28 017 979-33 0010	233.80



Required miscellaneous

Concealed wall mounting

- min. recess depth 80 mm
- max. recess depth 105 mm

For details and miscellaneous, see page 584.

		EUR
Concealed rough parts	35 050 970 90	305.40

26 413 892 +
28 018 979



Shower set

- slide bar
- Pipe diameter 18 mm
- rosettes Ø 55 mm
- gauge 800 mm
- metal shower hose 1750 mm with integrated anti-twist protection
- shower hose connector 3/8"
- three settings: normal flow, soft flow, massage flow
- spray head Ø 100 mm
- max. flow 15 l/min

Intrinsic protection against back flow.

		EUR
Chrome	1 x 26 413 892-00	668.00
	1 x 28 018 979-00	129.20
Total price:		797.20
Brushed Chrome	1 x 26 413 892-93	868.40
	1 x 28 018 979-93	168.00
Total price:		1,036.40
Platinum	1 x 26 413 892-08	1,068.30
	1 x 28 018 979-08	206.70
Total price:		1,275.00
Brushed Platinum	1 x 26 413 892-06	1,068.30
	1 x 28 018 979-06	206.70
Total price:		1,275.00
Champagne (22kt Gold)	1 x 26 413 892-47	1,336.00
	1 x 28 018 979-47	258.40
Total price:		1,594.40
Brushed Champagne (23kt Gold)	1 x 26 413 892-46	1,336.00
	1 x 28 018 979-46	258.40
Total price:		1,594.40
Brushed Durabronze (23kt Gold)	1 x 26 413 892-28	1,336.00
	1 x 28 018 979-28	258.40
Total price:		1,594.40
Dark Chrome	1 x 26 413 892-19	1,001.90
	1 x 28 018 979-19	193.80
Total price:		1,195.70
Brushed Dark Platinum	1 x 26 413 892-99	1,202.00
	1 x 28 018 979-99	232.50
Total price:		1,434.50
Matte Black	1 x 26 413 892-33	901.50
	1 x 28 018 979-33	174.40
Total price:		1,075.90



Product alternative

Hand shower

- four settings: normal flow, soft flow, massage flow, cascade
 - spray head Ø 120 mm
 - max. flow 15 l/min
- Hand shower see page 557.

For details and miscellaneous, see page 559.

		EUR
Chrome	28 012 979-00	224.70



Product alternative

Hand shower

- normal flow
- spray head Ø 130 mm
- max. flow 6.8 l/min

		EUR
Chrome	28 017 979-00 0010	173.10

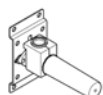


Optional miscellaneous

Wall elbow

For details and miscellaneous, see main items

		EUR
Chrome	28 450 625-00	110.10



Optional miscellaneous

Concealed wall elbow

- min. recess depth 90 mm
- max. recess depth 163 mm

For details and miscellaneous, see page 603.

		EUR
Concealed rough parts	35 085 970 90	116.90



CL.1



CYO



IMO



Lissé



LULU



Madison



MEM



Meta



Tara.



VAIA



Shower



Concealed articles



Miscellaneous



Kitchen

26 413 625 +
28 018 979



Shower set

- slide bar
- Pipe diameter 18 mm
- rosette Ø 55 mm
- gauge 800 mm
- metal shower hose 1750 mm with integrated anti-twist protection
- shower hose connector 3/8"
- three settings: normal flow, soft flow, massage flow
- spray head Ø 100 mm
- max. flow 15 l/min

Intrinsic protection against back flow.

		EUR
Chrome	1 x 26 413 625-00	667.20
	1 x 28 018 979-00	129.20
	Total price:	796.40
Brushed Chrome	1 x 26 413 625-93	867.40
	1 x 28 018 979-93	168.00
	Total price:	1,035.40
Platinum	1 x 26 413 625-08	1,067.80
	1 x 28 018 979-08	206.70
	Total price:	1,274.50
Brushed Platinum	1 x 26 413 625-06	1,067.80
	1 x 28 018 979-06	206.70
	Total price:	1,274.50
Champagne (22kt Gold)	1 x 26 413 625-47	1,334.40
	1 x 28 018 979-47	258.40
	Total price:	1,592.80
Brushed Champagne (23kt Gold)	1 x 26 413 625-46	1,334.40
	1 x 28 018 979-46	258.40
	Total price:	1,592.80
Brushed Durabrass (23kt Gold)	1 x 26 413 625-28	1,334.40
	1 x 28 018 979-28	258.40
	Total price:	1,592.80
Dark Chrome	1 x 26 413 625-19	1,000.80
	1 x 28 018 979-19	193.80
	Total price:	1,194.60
Brushed Dark Platinum	1 x 26 413 625-99	1,201.30
	1 x 28 018 979-99	232.50
	Total price:	1,433.80
Matte Black	1 x 26 413 625-33	900.40
	1 x 28 018 979-33	174.40
	Total price:	1,074.80



Product alternative

Hand shower

- four settings: normal flow, soft flow, massage flow, cascade
- spray head Ø 120 mm
- max. flow 15 l/min

Hand shower see page 557.

For details and miscellaneous, see page 559.

		EUR
Chrome	28 012 979-00	224.70



Product alternative

Hand shower

- normal flow
- spray head Ø 130 mm
- max. flow 6.8 l/min

		EUR
Chrome	28 017 979-00 0010	173.10

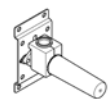


Optional miscellaneous

Wall elbow

For details and miscellaneous, see main items

		EUR
Chrome	28 450 625-00	110.10



Optional miscellaneous

Concealed wall elbow

- min. recess depth 90 mm
- max. recess depth 163 mm

For details and miscellaneous, see page 603.

		EUR
Concealed rough parts	35 085 970 90	116.90



26 413 979 +
28 018 979



Shower set

- slide bar
- Pipe diameter 18 mm
- gauge 853 mm
- metal shower hose 1750 mm with integrated anti-twist protection
- shower hose connector 3/8"
- three settings: normal flow, soft flow, massage flow
- spray head Ø 100 mm
- max. flow 15 l/min

		EUR
Chrome	1 x 26 413 979-00	400.10
	1 x 28 018 979-00	129.20
	Total price:	529.30
Brushed Chrome	1 x 26 413 979-93	520.10
	1 x 28 018 979-93	168.00
	Total price:	688.10
Platinum	1 x 26 413 979-08	640.10
	1 x 28 018 979-08	206.70
	Total price:	846.80
Brushed Platinum	1 x 26 413 979-06	652.50
	1 x 28 018 979-06	206.70
	Total price:	859.20
Champagne (22kt Gold)	1 x 26 413 979-47	800.20
	1 x 28 018 979-47	258.40
	Total price:	1,058.60
Brushed Champagne (23kt Gold)	1 x 26 413 979-46	800.20
	1 x 28 018 979-46	258.40
	Total price:	1,058.60
Brushed Durabross (23kt Gold)	1 x 26 413 979-28	800.20
	1 x 28 018 979-28	258.40
	Total price:	1,058.60
Dark Chrome	1 x 26 413 979-19	600.30
	1 x 28 018 979-19	193.80
	Total price:	794.10
Brushed Dark Platinum	1 x 26 413 979-99	720.00
	1 x 28 018 979-99	232.50
	Total price:	952.50
Matte Black	1 x 26 413 979-33	550.50
	1 x 28 018 979-33	174.40
	Total price:	724.90



Product alternative

Hand shower

- four settings: normal flow, soft flow, massage flow, cascade
 - spray head Ø 120 mm
 - max. flow 15 l/min
- Hand shower see page 557.

For details and miscellaneous, see page 559.

		EUR
Chrome	28 012 979-00	224.70
	28 012 979-93	292.10
Platinum	28 012 979-08	359.50
	28 012 979-06	359.50
Champagne (22kt Gold)	28 012 979-47	449.40
Brushed Champagne (23kt Gold)	28 012 979-46	449.40
Brushed Durabross (23kt Gold)	28 012 979-28	449.40
Dark Chrome	28 012 979-19	337.10
Brushed Dark Platinum	28 012 979-99	404.50
Matte Black	28 012 979-33	303.30

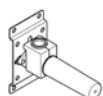


Product alternative

Hand shower

- normal flow
- spray head Ø 130 mm
- max. flow 6.8 l/min

		EUR
Chrome	28 017 979-00 0010	173.10
Brushed Chrome	28 017 979-93 0010	225.00
Platinum	28 017 979-08 0010	276.80
Brushed Platinum	28 017 979-06 0010	276.80
Champagne (22kt Gold)	28 017 979-47 0010	346.20
Brushed Champagne (23kt Gold)	28 017 979-46 0010	346.20
Brushed Durabross (23kt Gold)	28 017 979-28 0010	346.20
Dark Chrome	28 017 979-19 0010	259.70
Brushed Dark Platinum	28 017 979-99 0010	311.40
Matte Black	28 017 979-33 0010	233.80



Optional miscellaneous

Concealed wall elbow

- min. recess depth 90 mm
- max. recess depth 163 mm

For details and miscellaneous, see page 603.

		EUR
Concealed rough parts	35 085 970 90	116.90



CL. 1



CYO



IMO



Lissé



LULU



Madison



MEM



Meta



Tara.



VAIA



Shower



Concealed articles



Miscellaneous



Kitchen

36 112 970 +
28 015 979



Showerpipe with single-lever shower mixer

- shower with fixed riser projection 450 mm
- overhead shower: rain flow
- rain shower Ø 220 mm
- rain shower with anti-scale system
- max. rainshower flow 14 l/min
- hand shower: normal flow
- spray head Ø 100 mm
- max. hand shower flow 15 l/min
- height of fittings up to rain shower (bottom edge) 985 mm
- height of fittings up to top edge of elbow 1170 mm
- metal shower hose 1750 mm with integrated anti-twist protection
- 1/2" connection
- slide bar
- Pipe diameter 23,5 mm
- automatic diverter for fixed-riser shower/hand shower

Intrinsic protection against back flow.

		EUR
Chrome	1 x 36 112 970-00	2,284.00
	1 x 28 015 979-00	120.20
	Total price:	2,404.20
Platinum	1 x 36 112 970-08	3,573.10
	1 x 28 015 979-08	192.50
	Total price:	3,765.60
Brushed Platinum	1 x 36 112 970-06	3,654.40
	1 x 28 015 979-06	192.50
	Total price:	3,846.90
Champagne (22kt Gold)	1 x 36 112 970-47	4,568.00
	1 x 28 015 979-47	240.40
	Total price:	4,808.40
Brushed Champagne (23kt Gold)	1 x 36 112 970-46	4,568.00
	1 x 28 015 979-46	240.40
	Total price:	4,808.40
Brushed Durabross (23kt Gold)	1 x 36 112 970-28	4,568.00
	1 x 28 015 979-28	240.40
	Total price:	4,808.40
Dark Chrome	1 x 36 112 970-19	3,426.00
	1 x 28 015 979-19	180.30
	Total price:	3,606.30
Brushed Dark Platinum	1 x 36 112 970-99	4,019.90
	1 x 28 015 979-99	216.30
	Total price:	4,236.20
Matte Black	1 x 36 112 970-33	3,083.40
	1 x 28 015 979-33	162.10
	Total price:	3,245.50



Product alternative

Showerpipe with single-lever shower mixer without hand shower

- Max. flow rate 7 l/min

This article does not include a hand shower!

		EUR
Chrome	36 102 970-00	2,284.00
Platinum	36 102 970-08	3,654.40
Brushed Platinum	36 102 970-06	3,654.40
Champagne (22kt Gold)	36 102 970-47	4,568.00
Brushed Champagne (23kt Gold)	36 102 970-46	4,568.00
Brushed Durabross (23kt Gold)	36 102 970-28	4,568.00
Dark Chrome	36 102 970-19	3,426.00
Brushed Dark Platinum	36 102 970-99	4,111.20
Matte Black	36 102 970-33	3,083.40



Product alternative

Hand shower

- three settings: normal flow, soft flow, massage flow
 - spray head Ø 130 mm
 - max. flow 15 l/min
- Hand shower see page 557.

For details and miscellaneous, see page 559.

		EUR
Chrome	28 016 979-00	186.40
Platinum	28 016 979-08	298.50
Brushed Platinum	28 016 979-06	298.50
Champagne (22kt Gold)	28 016 979-47	372.80
Brushed Champagne (23kt Gold)	28 016 979-46	372.80
Brushed Durabross (23kt Gold)	28 016 979-28	372.80
Dark Chrome	28 016 979-19	279.60
Brushed Dark Platinum	28 016 979-99	335.60
Matte Black	28 016 979-33	251.70



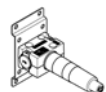
Product alternative

Hand shower

- normal flow
 - max. flow 15 l/min
- Hand shower see page 557.

For details and miscellaneous, see page 557.

		EUR
Chrome	28 019 979-00	226.00
Platinum	28 019 979-08	361.80
Brushed Platinum	28 019 979-06	361.80
Champagne (22kt Gold)	28 019 979-47	452.00
Brushed Champagne (23kt Gold)	28 019 979-46	452.00
Brushed Durabross (23kt Gold)	28 019 979-28	452.00
Dark Chrome	28 019 979-19	339.00
Brushed Dark Platinum	28 019 979-99	406.90
Matte Black	28 019 979-33	305.20



Required miscellaneous

Concealed wall mounting

- min. recess depth 80 mm
- max. recess depth 105 mm

For details and miscellaneous, see page 584.

		EUR
Concealed rough parts	35 050 970 90	305.40

26 623 892 +
28 018 979

NEW Showerpipe



- 420 mm projection
- overhead shower: rain flow
- rain shower Ø 300 mm
- rain shower with anti-scale system
- max. rainshower flow 14 l/min
- hand shower: normal flow
- spray head Ø 100 mm
- max. hand shower flow 15 l/min
- rotary diverter for fixed-riser shower/hand shower
- height of fittings up to rain shower (bottom edge) 1007 mm
- height of fittings up to top edge of elbow 1167 mm
- rosette for shower holder Ø 55 mm
- rosette for wall mounting Ø 57 mm
- rosette for shower mixer Ø 65 mm
- gauge 150 mm - 13 mm
- 1500 mm metal shower hose
- 1/2" connection
- Pipe diameter 20 mm

Intrinsic protection against back flow.

		EUR
Chrome	1 x 26 623 892-00	2,752.50
	1 x 28 018 979-00	129.20
Total price:		2,881.70
Brushed Chrome	1 x 26 623 892-93	3,578.30
	1 x 28 018 979-93	168.00
Total price:		3,746.30
Platinum	1 x 26 623 892-08	4,404.00
	1 x 28 018 979-08	206.70
Total price:		4,610.70
Brushed Platinum	1 x 26 623 892-06	4,404.00
	1 x 28 018 979-06	206.70
Total price:		4,610.70
Champagne (22kt Gold)	1 x 26 623 892-47	5,505.00
	1 x 28 018 979-47	258.40
Total price:		5,763.40
Brushed Champagne (23kt Gold)	1 x 26 623 892-46	5,505.00
	1 x 28 018 979-46	258.40
Total price:		5,763.40
Brushed Durabronze (23kt Gold)	1 x 26 623 892-28	5,505.00
	1 x 28 018 979-28	258.40
Total price:		5,763.40
Dark Chrome	1 x 26 623 892-19	4,128.80
	1 x 28 018 979-19	193.80
Total price:		4,322.60
Brushed Dark Platinum	1 x 26 623 892-99	4,954.50
	1 x 28 018 979-99	232.50
Total price:		5,187.00
Matte Black	1 x 26 623 892-33	3,715.90
	1 x 28 018 979-33	174.40
Total price:		3,890.30



Product alternative

Showerpipe without hand shower

- Max. flow rate 7 l/min
- rain shower Ø 220 mm

This article does not include a hand shower!

		EUR
Chrome	26 633 892-00	2,752.50
Brushed Chrome	26 633 892-93	3,578.30
Platinum	26 633 892-08	4,403.30
Brushed Platinum	26 633 892-06	4,403.30
Champagne (22kt Gold)	26 633 892-47	5,505.00
Brushed Champagne (23kt Gold)	26 633 892-46	5,505.00
Brushed Durabronze (23kt Gold)	26 633 892-28	5,505.00
Dark Chrome	26 633 892-19	4,128.80
Brushed Dark Platinum	26 633 892-99	4,954.40
Matte Black	26 633 892-33	3,715.50



Product alternative

Hand shower

- four settings: normal flow, soft flow, massage flow, cascade
- spray head Ø 120 mm
- max. flow 15 l/min

Hand shower see page 557.

For details and miscellaneous, see page 559.

		EUR
Chrome	28 012 979-00	224.70
Brushed Chrome	28 012 979-93	292.10
Platinum	28 012 979-08	359.50
Brushed Platinum	28 012 979-06	359.50
Champagne (22kt Gold)	28 012 979-47	449.40
Brushed Champagne (23kt Gold)	28 012 979-46	449.40
Brushed Durabronze (23kt Gold)	28 012 979-28	449.40
Dark Chrome	28 012 979-19	337.10
Brushed Dark Platinum	28 012 979-99	404.50
Matte Black	28 012 979-33	303.30



Product alternative

Hand shower

- normal flow
- max. flow 6.8 l/min

		EUR
Chrome	28 019 979-00 0010	226.00
Brushed Chrome	28 019 979-93 0010	293.80
Platinum	28 019 979-08 0010	361.60
Brushed Platinum	28 019 979-06 0010	361.60
Champagne (22kt Gold)	28 019 979-47 0010	452.00
Brushed Champagne (23kt Gold)	28 019 979-46 0010	452.00
Brushed Durabronze (23kt Gold)	28 019 979-28 0010	452.00
Dark Chrome	28 019 979-19 0010	339.00
Brushed Dark Platinum	28 019 979-99 0010	406.80
Matte Black	28 019 979-33 0010	305.10



CL.1



CYO



IMO



Lissé



LULU



Madison



MEM



Meta



Tara.



VAIA



Shower



Concealed articles



Miscellaneous



Kitchen

26 622 892 +
28 018 979

NEW

Showerpipes with shower mixer

- shower with fixed riser projection 420 mm
- overhead shower: rain flow
- rain shower Ø 300 mm
- rain shower with anti-scale system
- max. rainshower flow 14 l/min
- hand shower: normal flow
- spray head Ø 100 mm
- max. hand shower flow 15 l/min
- rotary diverter for fixed-riser shower/hand shower
- height of fittings up to rain shower (bottom edge) 1007 mm
- height of fittings up to top edge of elbow 1167 mm
- rosette for shower holder Ø 55 mm
- rosette for wall mounting Ø 57 mm
- rosette for shower mixer Ø 65 mm
- gauge 150 mm - 13 mm
- 1500 mm metal shower hose
- 1/2" connection
- Pipe diameter 20 mm

Intrinsic protection against back flow.



Product alternative

Showerpipes with shower mixer without hand shower

- Max. flow rate 7 l/min
- rain shower Ø 220 mm

This article does not include a hand shower!



Product alternative

Hand shower

- four settings: normal flow, soft flow, massage flow, cascade
- spray head Ø 120 mm
- max. flow 15 l/min

Hand shower see page 557.

For details and miscellaneous, see page 559.



Product alternative

Hand shower

- normal flow
- max. flow 6.8 l/min



		EUR
Chrome	1 x 26 622 892-00	2,816.50
	1 x 28 018 979-00	129.20
Total price:		2,945.70
Brushed Chrome	1 x 26 622 892-93	3,661.50
	1 x 28 018 979-93	168.00
Total price:		3,829.50
Platinum	1 x 26 622 892-08	4,506.40
	1 x 28 018 979-08	206.70
Total price:		4,713.10
Brushed Platinum	1 x 26 622 892-06	4,506.40
	1 x 28 018 979-06	206.70
Total price:		4,713.10
Champagne (22kt Gold)	1 x 26 622 892-47	5,633.00
	1 x 28 018 979-47	258.40
Total price:		5,891.40
Brushed Champagne (23kt Gold)	1 x 26 622 892-46	5,633.00
	1 x 28 018 979-46	258.40
Total price:		5,891.40
Brushed Durabronze (23kt Gold)	1 x 26 622 892-28	5,633.00
	1 x 28 018 979-28	258.40
Total price:		5,891.40
Dark Chrome	1 x 26 622 892-19	4,224.80
	1 x 28 018 979-19	193.80
Total price:		4,418.60
Brushed Dark Platinum	1 x 26 622 892-99	5,069.70
	1 x 28 018 979-99	232.50
Total price:		5,302.20
Matte Black	1 x 26 622 892-33	3,802.30
	1 x 28 018 979-33	174.40
Total price:		3,976.70

		EUR
Chrome	26 632 892-00	2,816.50
Brushed Chrome	26 632 892-93	3,661.50
Platinum	26 632 892-08	4,506.00
Brushed Platinum	26 632 892-06	4,506.00
Champagne (22kt Gold)	26 632 892-47	5,633.00
Brushed Champagne (23kt Gold)	26 632 892-46	5,633.00
Brushed Durabronze (23kt Gold)	26 632 892-28	5,633.00
Dark Chrome	26 632 892-19	4,224.70
Brushed Dark Platinum	26 632 892-99	5,069.70
Matte Black	26 632 892-33	3,801.90

		EUR
Chrome	28 012 979-00	224.70
Brushed Chrome	28 012 979-93	292.10
Platinum	28 012 979-08	359.50
Brushed Platinum	28 012 979-06	359.50
Champagne (22kt Gold)	28 012 979-47	449.40
Brushed Champagne (23kt Gold)	28 012 979-46	449.40
Brushed Durabronze (23kt Gold)	28 012 979-28	449.40
Dark Chrome	28 012 979-19	337.10
Brushed Dark Platinum	28 012 979-99	404.50
Matte Black	28 012 979-33	303.30

		EUR
Chrome	28 019 979-00 0010	226.00
Brushed Chrome	28 019 979-93 0010	293.80
Platinum	28 019 979-08 0010	361.60
Brushed Platinum	28 019 979-06 0010	361.60
Champagne (22kt Gold)	28 019 979-47 0010	452.00
Brushed Champagne (23kt Gold)	28 019 979-46 0010	452.00
Brushed Durabronze (23kt Gold)	28 019 979-28 0010	452.00
Dark Chrome	28 019 979-19 0010	339.00
Brushed Dark Platinum	28 019 979-99 0010	406.80
Matte Black	28 019 979-33 0010	305.10

34 460 892 +
28 015 979

NEW Shower pipe with shower thermostat

- shower with fixed riser projection 452 mm
- overhead shower: rain flow
- rain shower Ø 300 mm
- rain shower with anti-scale system
- max. rainshower flow 14 l/min
- rotary diverter with volume control and shut-off function
- slide-on rosettes Ø 70 mm
- height of fittings up to rain shower (bottom edge) 964 mm
- height of fittings up to top edge of elbow 1267 mm
- gauge 150 mm - 13 mm
- metal shower hose 1750 mm with integrated anti-twist protection
- 1/2" connection
- slide bar
- Pipe diameter 23.5 mm

Intrinsic protection against back flow.



		EUR
Chrome	1 x 34 460 892-00	2,933.10
	1 x 28 015 979-00	120.20
	Total price:	3,053.30
Brushed Chrome	1 x 34 460 892-93	3,813.00
	1 x 28 015 979-93	156.30
	Total price:	3,969.30
Platinum	1 x 34 460 892-08	4,693.00
	1 x 28 015 979-08	192.50
	Total price:	4,885.50
Brushed Platinum	1 x 34 460 892-06	4,693.00
	1 x 28 015 979-06	192.50
	Total price:	4,885.50
Champagne (22kt Gold)	1 x 34 460 892-47	5,866.20
	1 x 28 015 979-47	240.40
	Total price:	6,106.60
Brushed Champagne (23kt Gold)	1 x 34 460 892-46	5,866.20
	1 x 28 015 979-46	240.40
	Total price:	6,106.60
Brushed Durabronze (23kt Gold)	1 x 34 460 892-28	5,866.20
	1 x 28 015 979-28	240.40
	Total price:	6,106.60
Dark Chrome	1 x 34 460 892-19	4,399.70
	1 x 28 015 979-19	180.30
	Total price:	4,580.00
Brushed Dark Platinum	1 x 34 460 892-99	5,279.60
	1 x 28 015 979-99	216.30
	Total price:	5,495.90
Matte Black	1 x 34 460 892-33	3,959.70
	1 x 28 015 979-33	162.10
	Total price:	4,121.80

Product alternative

Shower pipe with shower thermostat without hand shower

- Max. flow rate 7 l/min
- rain shower Ø 220 mm

This article does not include a hand shower!



		EUR
Chrome	34 458 892-00	2,933.10
Brushed Chrome	34 458 892-93	3,813.00
Platinum	34 458 892-08	4,692.90
Brushed Platinum	34 458 892-06	4,692.90
Champagne (22kt Gold)	34 458 892-47	5,866.20
Brushed Champagne (23kt Gold)	34 458 892-46	5,866.20
Brushed Durabronze (23kt Gold)	34 458 892-28	5,866.20
Dark Chrome	34 458 892-19	4,399.60
Brushed Dark Platinum	34 458 892-99	5,279.60
Matte Black	34 458 892-33	3,959.70

Product alternative

Hand shower

- three settings: normal flow, soft flow, massage flow
- spray head Ø 130 mm
- max. flow 15 l/min

Hand shower see page 557.

For details and miscellaneous, see page 559.



		EUR
Chrome	28 016 979-00	186.40
Brushed Chrome	28 016 979-93	242.30
Platinum	28 016 979-08	298.50
Brushed Platinum	28 016 979-06	298.50
Champagne (22kt Gold)	28 016 979-47	372.80
Brushed Champagne (23kt Gold)	28 016 979-46	372.80
Brushed Durabronze (23kt Gold)	28 016 979-28	372.80
Dark Chrome	28 016 979-19	279.60
Brushed Dark Platinum	28 016 979-99	335.60
Matte Black	28 016 979-33	251.70

Product alternative

Hand shower

- normal flow
- max. flow 6.8 l/min



		EUR
Chrome	28 019 979-00 0010	226.00
Brushed Chrome	28 019 979-93 0010	293.80
Platinum	28 019 979-08 0010	361.60
Brushed Platinum	28 019 979-06 0010	361.60
Champagne (22kt Gold)	28 019 979-47 0010	452.00
Brushed Champagne (23kt Gold)	28 019 979-46 0010	452.00
Brushed Durabronze (23kt Gold)	28 019 979-28 0010	452.00
Dark Chrome	28 019 979-19 0010	339.00
Brushed Dark Platinum	28 019 979-99 0010	406.80
Matte Black	28 019 979-33 0010	305.10



CL.1



CYO



IMO



Lissé



LULU



Madison



MEM



Meta



Tara.



VAIA



Shower



Concealed articles



Miscellaneous



Kitchen

34 462 892 +
28 015 979

NEW

Showerpipe with shower thermostat

- shower with fixed riser projection 452 mm
- overhead shower: rain flow
- rain shower Ø 300 mm
- rain shower with anti-scale system
- max. rainshower flow 14 l/min
- hand shower: normal flow
- spray head Ø 100 mm
- max. hand shower flow 15 l/min
- rotary diverter with volume control and shut-off function
- slide-on rosettes Ø 70 mm
- height of fittings up to rain shower (bottom edge) 963 mm
- height of fittings up to top edge of elbow 1267 mm
- gauge 150 mm - 13 mm
- metal shower hose 1750 mm with integrated anti-twist protection
- 1/2" connection
- slide bar
- Pipe diameter 23.5 mm

Intrinsic protection against back flow.



		EUR
Chrome	1 x 34 462 892-00	2,933.10
	1 x 28 015 979-00	120.20
Total price:		3,053.30
Brushed Chrome	1 x 34 462 892-93	3,813.00
	1 x 28 015 979-93	156.30
Total price:		3,969.30
Platinum	1 x 34 462 892-08	4,693.00
	1 x 28 015 979-08	192.50
Total price:		4,885.50
Brushed Platinum	1 x 34 462 892-06	4,693.00
	1 x 28 015 979-06	192.50
Total price:		4,885.50
Champagne (22kt Gold)	1 x 34 462 892-47	5,866.20
	1 x 28 015 979-47	240.40
Total price:		6,106.60
Brushed Champagne (23kt Gold)	1 x 34 462 892-46	5,866.20
	1 x 28 015 979-46	240.40
Total price:		6,106.60
Brushed Durabrass (23kt Gold)	1 x 34 462 892-28	5,866.20
	1 x 28 015 979-28	240.40
Total price:		6,106.60
Dark Chrome	1 x 34 462 892-19	4,399.70
	1 x 28 015 979-19	180.30
Total price:		4,580.00
Brushed Dark Platinum	1 x 34 462 892-99	5,279.60
	1 x 28 015 979-99	216.30
Total price:		5,495.90
Matte Black	1 x 34 462 892-33	3,959.70
	1 x 28 015 979-33	162.10
Total price:		4,121.80

Product alternative



Showerpipe with shower thermostat without hand shower

- Max. flow rate 7 l/min
- rain shower Ø 220 mm

This article does not include a hand shower!

		EUR
Chrome	34 459 892-00	2,933.10
Brushed Chrome	34 459 892-93	3,813.00
Platinum	34 459 892-08	4,693.00
Brushed Platinum	34 459 892-06	4,693.00
Champagne (22kt Gold)	34 459 892-47	5,866.20
Brushed Champagne (23kt Gold)	34 459 892-46	5,866.20
Brushed Durabrass (23kt Gold)	34 459 892-28	5,866.20
Dark Chrome	34 459 892-19	4,399.60
Brushed Dark Platinum	34 459 892-99	5,279.60
Matte Black	34 459 892-33	3,959.70

Product alternative



Hand shower

- three settings: normal flow, soft flow, massage flow
- spray head Ø 130 mm
- max. flow 15 l/min

Hand shower see page 557.

For details and miscellaneous, see page 559.

		EUR
Chrome	28 016 979-00	186.40
Brushed Chrome	28 016 979-93	242.30
Platinum	28 016 979-08	298.50
Brushed Platinum	28 016 979-06	298.50
Champagne (22kt Gold)	28 016 979-47	372.80
Brushed Champagne (23kt Gold)	28 016 979-46	372.80
Brushed Durabrass (23kt Gold)	28 016 979-28	372.80
Dark Chrome	28 016 979-19	279.60
Brushed Dark Platinum	28 016 979-99	335.60
Matte Black	28 016 979-33	251.70

Product alternative



Hand shower

- normal flow
- max. flow 6.8 l/min

		EUR
Chrome	28 019 979-00 0010	226.00
Brushed Chrome	28 019 979-93 0010	293.80
Platinum	28 019 979-08 0010	361.60
Brushed Platinum	28 019 979-06 0010	361.60
Champagne (22kt Gold)	28 019 979-47 0010	452.00
Brushed Champagne (23kt Gold)	28 019 979-46 0010	452.00
Brushed Durabrass (23kt Gold)	28 019 979-28 0010	452.00
Dark Chrome	28 019 979-19 0010	339.00
Brushed Dark Platinum	28 019 979-99 0010	406.80
Matte Black	28 019 979-33 0010	305.10



34 460 979 +
28 018 979



Showerpipe with shower thermostat

- shower with fixed riser projection 453 mm
- overhead shower: rain flow
- rain shower Ø 300 mm
- rain shower with anti-scale system
- max. rainshower flow 14 l/min
- hand shower: three settings: normal flow, soft flow, massage flow
- spray head Ø 100 mm
- max. hand shower flow 15 l/min
- rotary diverter with volume control and shut-off function
- slide-on rosettes Ø 70 mm
- height of fittings up to rain shower (bottom edge) 985 mm
- height of fittings up to top edge of elbow 1170 mm
- gauge 150 mm - 13 mm
- metal shower hose 1750 mm with integrated anti-twist protection
- 1/2" connection
- slide bar
- Pipe diameter 23.5 mm

Intrinsic protection against back flow.

		EUR
Chrome	1 x 34 460 979-00	2,603.10
	1 x 28 018 979-00	129.20
	Total price:	2,732.30
Brushed Chrome	1 x 34 460 979-93	3,384.00
	1 x 28 018 979-93	168.00
	Total price:	3,552.00
Platinum	1 x 34 460 979-08	4,164.80
	1 x 28 018 979-08	206.70
	Total price:	4,371.50
Brushed Platinum	1 x 34 460 979-06	4,165.00
	1 x 28 018 979-06	206.70
	Total price:	4,371.70
Champagne (22kt Gold)	1 x 34 460 979-47	5,206.20
	1 x 28 018 979-47	258.40
	Total price:	5,464.60
Brushed Champagne (23kt Gold)	1 x 34 460 979-46	5,206.20
	1 x 28 018 979-46	258.40
	Total price:	5,464.60
Brushed Durabronz (23kt Gold)	1 x 34 460 979-28	5,206.20
	1 x 28 018 979-28	258.40
	Total price:	5,464.60
Dark Chrome	1 x 34 460 979-19	3,904.70
	1 x 28 018 979-19	193.80
	Total price:	4,098.50
Brushed Dark Platinum	1 x 34 460 979-99	4,685.50
	1 x 28 018 979-99	232.50
	Total price:	4,918.00
Matte Black	1 x 34 460 979-33	3,514.20
	1 x 28 018 979-33	174.40
	Total price:	3,688.60



Product alternative

Showerpipe with shower thermostat without hand shower

- max. flow 7 l/min
- rain shower Ø 220 mm

This article does not include a hand shower!

		EUR
Chrome	34 459 979-00	2,471.40
Brushed Chrome	34 459 979-93	3,212.80
Platinum	34 459 979-08	3,865.40
Brushed Platinum	34 459 979-06	3,865.40
Champagne (22kt Gold)	34 459 979-47	4,942.80
Brushed Champagne (23kt Gold)	34 459 979-46	4,942.80
Brushed Durabronz (23kt Gold)	34 459 979-28	4,942.80
Dark Chrome	34 459 979-19	3,707.10
Brushed Dark Platinum	34 459 979-99	4,348.70
Matte Black	34 459 979-33	3,261.70



Product alternative

Hand shower

- four settings: normal flow, soft flow, massage flow, cascade
- spray head Ø 120 mm
- max. flow 15 l/min

Hand shower see page 557.

For details and miscellaneous, see page 559.

		EUR
Chrome	28 012 979-00	224.70
Brushed Chrome	28 012 979-93	292.10
Platinum	28 012 979-08	359.50
Brushed Platinum	28 012 979-06	359.50
Champagne (22kt Gold)	28 012 979-47	449.40
Brushed Champagne (23kt Gold)	28 012 979-46	449.40
Brushed Durabronz (23kt Gold)	28 012 979-28	449.40
Dark Chrome	28 012 979-19	337.10
Brushed Dark Platinum	28 012 979-99	404.50
Matte Black	28 012 979-33	303.30



Product alternative

Hand shower

- normal flow
- max. flow 6.8 l/min

		EUR
Chrome	28 019 979-00 0010	226.00
Brushed Chrome	28 019 979-93 0010	293.80
Platinum	28 019 979-08 0010	361.60
Brushed Platinum	28 019 979-06 0010	361.60
Champagne (22kt Gold)	28 019 979-47 0010	452.00
Brushed Champagne (23kt Gold)	28 019 979-46 0010	452.00
Brushed Durabronz (23kt Gold)	28 019 979-28 0010	452.00
Dark Chrome	28 019 979-19 0010	339.00
Brushed Dark Platinum	28 019 979-99 0010	406.80
Matte Black	28 019 979-33 0010	305.10



CL.1



CYO



IMO



Lissé



LULU



Madison



MEM



Meta



Tara.



VAIA



Shower



Concealed articles



Miscellaneous



Kitchen

26 024 661 +
28 019 979



Shower system with single-lever shower mixer without hand shower

- shower with fixed riser projection 450 mm
- pivotable 180°
- overhead shower: rain flow
- rain shower Ø 300 mm
- rain shower with anti-scale system
- max. rainshower flow 14 l/min
- hand shower: normal flow
- max. hand shower flow 15 l/min
- shower holder with rosette Ø 78 mm
- slide-on rosettes Ø 55 mm
- 1500 mm metal shower hose
- height of fittings up to top edge of elbow 2280 mm
- height of fittings up to rain shower (bottom edge) 1940 mm
- automatic diverter for fixed-riser shower/hand shower
- Pipe diameter 20 mm

Water carrying concealed rough parts on lower wall fixing.

Recommended spacing from bottom edge of shower stem to floor 92 mm.

Intrinsic protection against back flow.

		EUR
Chrome	1 x 26 024 661-00	4,773.10
	1 x 28 019 979-00	226.00
Total price:		4,999.10
Brushed Chrome	1 x 26 024 661-93	6,205.00
	1 x 28 019 979-93	293.80
Total price:		6,498.80
Platinum	1 x 26 024 661-08	7,637.00
	1 x 28 019 979-08	361.80
Total price:		7,998.80
Brushed Platinum	1 x 26 024 661-06	7,636.90
	1 x 28 019 979-06	361.80
Total price:		7,998.70
Champagne (22kt Gold)	1 x 26 024 661-47	9,546.20
	1 x 28 019 979-47	452.00
Total price:		9,998.20
Brushed Champagne (23kt Gold)	1 x 26 024 661-46	9,546.20
	1 x 28 019 979-46	452.00
Total price:		9,998.20
Brushed Durabrass (23kt Gold)	1 x 26 024 661-28	9,546.20
	1 x 28 019 979-28	452.00
Total price:		9,998.20
Dark Chrome	1 x 26 024 661-19	7,159.60
	1 x 28 019 979-19	339.00
Total price:		7,498.60
Brushed Dark Platinum	1 x 26 024 661-99	8,591.60
	1 x 28 019 979-99	406.90
Total price:		8,998.50
Matte Black	1 x 26 024 661-33	6,443.60
	1 x 28 019 979-33	305.20
Total price:		6,748.80



Product alternative

Shower system with single-lever shower mixer without hand shower

- max. flow 9 l/min
- rain shower Ø 300 mm

This article does not include a hand shower!

		EUR
Chrome	26 025 661-00	4,773.10



Product alternative

Hand shower

- four settings: normal flow, soft flow, massage flow, cascade
 - spray head Ø 120 mm
 - max. flow 15 l/min
- Hand shower see page 557.

For details and miscellaneous, see page 559.

		EUR
Chrome	28 012 979-00	224.70

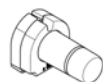


Product alternative

Hand shower

- normal flow
- spray head Ø 130 mm
- max. flow 6.8 l/min

		EUR
Chrome	28 017 979-00 0010	173.10



Required miscellaneous

Concealed wall mounting

- min. recess depth 78 mm
- max. recess depth 103 mm

For details and miscellaneous, see page 583.

		EUR
Concealed rough parts	35 003 970 90	305.40

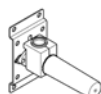
28 504 979



Shower head

- 180-210 mm projection
- ball-joint pivotable through 30°
- normal flow
- with anti-scale system
- spray head Ø 100 mm
- rosette Ø 55 mm
- 1/2" connection
- max. flow 7 l/min

		EUR
Chrome	28 504 979-00	563.10
Brushed Chrome	28 504 979-93	732.00
Platinum	28 504 979-08	901.20
Brushed Platinum	28 504 979-06	901.30
Champagne (22kt Gold)	28 504 979-47	1,126.20
Brushed Champagne (23kt Gold)	28 504 979-46	1,126.20
Brushed Durabross (23kt Gold)	28 504 979-28	1,126.20
Dark Chrome	28 504 979-19	844.80
Brushed Dark Platinum	28 504 979-99	1,013.80
Matte Black	28 504 979-33	760.30



Optional miscellaneous

Concealed wall elbow

- min. recess depth 90 mm
- max. recess depth 163 mm

For details and miscellaneous, see page 603.

		EUR
Concealed rough parts	35 085 970 90	116.90

28 508 979



Shower head

- 200 mm projection
- ball-joint pivotable through 30°
- three settings: normal flow, soft flow, massage flow
- with anti-scale system
- spray head Ø 92 mm
- rosette Ø 55 mm
- 1/2" connection
- max. flow 9 l/min

		EUR
Chrome	28 508 979-00	629.90
Brushed Chrome	28 508 979-93	818.90
Platinum	28 508 979-08	1,007.50
Brushed Platinum	28 508 979-06	1,007.50
Champagne (22kt Gold)	28 508 979-47	1,259.80
Brushed Champagne (23kt Gold)	28 508 979-46	1,259.80
Brushed Durabross (23kt Gold)	28 508 979-28	1,259.80
Dark Chrome	28 508 979-19	944.80
Brushed Dark Platinum	28 508 979-99	1,133.60
Matte Black	28 508 979-33	850.30

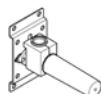


Product alternative

Shower head

- max. flow 6.8 l/min

		EUR
Chrome	28 508 979-00 0010	629.90
Brushed Chrome	28 508 979-93 0010	818.90
Platinum	28 508 979-08 0010	1,007.50
Brushed Platinum	28 508 979-06 0010	1,007.50
Champagne (22kt Gold)	28 508 979-47 0010	1,259.80
Brushed Champagne (23kt Gold)	28 508 979-46 0010	1,259.80
Brushed Durabross (23kt Gold)	28 508 979-28 0010	1,259.80
Dark Chrome	28 508 979-19 0010	944.80
Brushed Dark Platinum	28 508 979-99 0010	1,133.60
Matte Black	28 508 979-33 0010	850.30



Optional miscellaneous

Concealed wall elbow

- min. recess depth 90 mm
- max. recess depth 163 mm

For details and miscellaneous, see page 603.

		EUR
Concealed rough parts	35 085 970 90	116.90



CL.1



CYO



IMO



Lissé



LULU



Madison



MEM



Meta



Tara.



VAIA



Shower



Concealed articles



Miscellaneous



Kitchen

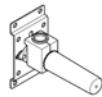
28 505 979



Shower head

- 155 mm projection
- ball-joint pivotable through 18° (in any direction)
- three settings: normal flow, soft flow, massage flow
- with anti-scale system
- spray head Ø 100 mm
- rosette Ø 60 mm
- 1/2" connection
- max. flow 7.6 l/min

		EUR
Chrome	28 505 979-00	351.00
Brushed Chrome	28 505 979-93	456.30
Platinum	28 505 979-08	561.60
Brushed Platinum	28 505 979-06	561.60
Champagne (22kt Gold)	28 505 979-47	702.00
Brushed Champagne (23kt Gold)	28 505 979-46	702.00
Brushed Durabronze (23kt Gold)	28 505 979-28	702.00
Dark Chrome	28 505 979-19	526.50
Brushed Dark Platinum	28 505 979-99	631.90
Matte Black	28 505 979-33	473.90



Optional miscellaneous

Concealed wall elbow

- min. recess depth 90 mm
- max. recess depth 163 mm

For details and miscellaneous, see page 603.

		EUR
Concealed rough parts	35 085 970 90	116.90

28 649 970



Rain shower with wall fixing 220 mm

- 450 mm projection
- rain shower Ø 220 mm
- rain flow
- max. flow 14 l/min
- rosette Ø 60 mm
- 1/2" connection
- with anti-scale system
- quick clearing

		EUR
Chrome	28 649 970-00	917.60
Brushed Chrome	28 649 970-93	1,192.90
Platinum	28 649 970-08	1,468.20
Brushed Platinum	28 649 970-06	1,468.20
Champagne (22kt Gold)	28 649 970-47	1,835.20
Brushed Champagne (23kt Gold)	28 649 970-46	1,835.20
Brushed Durabronze (23kt Gold)	28 649 970-28	1,835.20
Dark Chrome	28 649 970-19	1,376.50
Brushed Dark Platinum	28 649 970-99	1,651.80
Matte Black	28 649 970-33	1,238.80

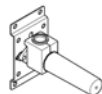


Product alternative

Rain shower with wall fixing 220 mm

- max. flow 7 l/min

		EUR
Chrome	28 648 970-00	917.60
Brushed Chrome	28 648 970-93	1,192.90
Platinum	28 648 970-08	1,468.20
Brushed Platinum	28 648 970-06	1,468.20
Champagne (22kt Gold)	28 648 970-47	1,835.20
Brushed Champagne (23kt Gold)	28 648 970-46	1,835.20
Brushed Durabronze (23kt Gold)	28 648 970-28	1,835.20
Dark Chrome	28 648 970-19	1,376.40
Brushed Dark Platinum	28 648 970-99	1,651.70
Matte Black	28 648 970-33	1,238.80



Optional miscellaneous

Concealed wall elbow

- min. recess depth 90 mm
- max. recess depth 163 mm

For details and miscellaneous, see page 603.

		EUR
Concealed rough parts	35 085 970 90	116.90



28 679 970



Rain shower with wall fixing 300 mm

- 450 mm projection
- rain shower Ø 300 mm
- rain flow
- max. flow 14 l/min
- rosette Ø 60 mm
- 1/2" connection
- with anti-scale system
- quick clearing

		EUR
Chrome	28 679 970-00	1,081.00
Brushed Chrome	28 679 970-93	1,405.30
Platinum	28 679 970-08	1,730.10
Brushed Platinum	28 679 970-06	1,730.10
Champagne (22kt Gold)	28 679 970-47	2,162.00
Brushed Champagne (23kt Gold)	28 679 970-46	2,162.00
Brushed Durabronze (23kt Gold)	28 679 970-28	2,162.00
Dark Chrome	28 679 970-19	1,621.60
Brushed Dark Platinum	28 679 970-99	1,945.90
Matte Black	28 679 970-33	1,459.80



Product alternative

Rain shower with wall fixing 300 mm

- max. flow 9 l/min

		EUR
Chrome	28 678 970-00	1,081.00
Brushed Chrome	28 678 970-93	1,405.30
Platinum	28 678 970-08	1,729.60
Brushed Platinum	28 678 970-06	1,729.60
Champagne (22kt Gold)	28 678 970-47	2,162.00
Brushed Champagne (23kt Gold)	28 678 970-46	2,162.00
Brushed Durabronze (23kt Gold)	28 678 970-28	2,162.00
Dark Chrome	28 678 970-19	1,621.50
Brushed Dark Platinum	28 678 970-99	1,945.80
Matte Black	28 678 970-33	1,459.40



Optional miscellaneous

Concealed wall elbow

- min. recess depth 90 mm
- max. recess depth 163 mm

For details and miscellaneous, see page 603.

		EUR
Concealed rough parts	35 085 970 90	116.90

28 659 970



Rain shower with wall fixing 400 mm

- 450 mm projection
- rain shower Ø 400 mm
- rain flow
- max. flow 14 l/min
- rosette Ø 60 mm
- 1/2" connection
- with anti-scale system

		EUR
Chrome	28 659 970-00	1,892.60
Brushed Chrome	28 659 970-93	2,460.40
Platinum	28 659 970-08	3,028.20
Brushed Platinum	28 659 970-06	3,028.20
Champagne (22kt Gold)	28 659 970-47	3,785.20
Brushed Champagne (23kt Gold)	28 659 970-46	3,785.20
Brushed Durabronze (23kt Gold)	28 659 970-28	3,785.20
Dark Chrome	28 659 970-19	2,839.00
Brushed Dark Platinum	28 659 970-99	3,406.60
Matte Black	28 659 970-33	2,555.00



Product alternative

Rain shower with wall fixing 400 mm

- max. flow 12 l/min

		EUR
Chrome	28 658 970-00	1,892.60
Brushed Chrome	28 658 970-93	2,460.40
Platinum	28 658 970-08	3,028.20
Brushed Platinum	28 658 970-06	3,028.20
Champagne (22kt Gold)	28 658 970-47	3,785.20
Brushed Champagne (23kt Gold)	28 658 970-46	3,785.20
Brushed Durabronze (23kt Gold)	28 658 970-28	3,785.20
Dark Chrome	28 658 970-19	2,838.90
Brushed Dark Platinum	28 658 970-99	3,406.70
Matte Black	28 658 970-33	2,555.00



Optional miscellaneous

Concealed wall elbow

- min. recess depth 90 mm
- max. recess depth 163 mm

For details and miscellaneous, see page 603.

		EUR
Concealed rough parts	35 085 970 90	116.90



CL.1



CYO



IMO



Lissé



LULU



Madison



MEM



Meta



Tara.



VAIA



Shower



Concealed articles



Miscellaneous



Kitchen

28 669 970



Rain shower with ceiling fixing 220 mm

- rain shower Ø 220 mm
- rain flow
- max. flow 14 l/min
- rosette Ø 60 mm optional
- 1/2" connection
- with anti-scale system
- quick clearing

		EUR
Chrome	28 669 970-00	779.80
Brushed Chrome	28 669 970-93	1,013.70
Platinum	28 669 970-08	1,248.00
Brushed Platinum	28 669 970-06	1,248.00
Champagne (22kt Gold)	28 669 970-47	1,559.60
Brushed Champagne (23kt Gold)	28 669 970-46	1,559.60
Brushed Durabronze (23kt Gold)	28 669 970-28	1,559.60
Dark Chrome	28 669 970-19	1,169.70
Brushed Dark Platinum	28 669 970-99	1,403.70
Matte Black	28 669 970-33	1,053.10

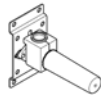


Product alternative

Rain shower with ceiling fixing 220 mm

- max. flow 7 l/min

		EUR
Chrome	28 668 970-00	779.80
Brushed Chrome	28 668 970-93	1,013.70
Platinum	28 668 970-08	1,247.70
Brushed Platinum	28 668 970-06	1,247.70
Champagne (22kt Gold)	28 668 970-47	1,559.60
Brushed Champagne (23kt Gold)	28 668 970-46	1,559.60
Brushed Durabronze (23kt Gold)	28 668 970-28	1,559.60
Dark Chrome	28 668 970-19	1,169.70
Brushed Dark Platinum	28 668 970-99	1,403.60
Matte Black	28 668 970-33	1,052.70



Optional miscellaneous

Concealed wall elbow

- min. recess depth 90 mm
- max. recess depth 163 mm

		EUR
Concealed rough parts	35 085 970 90	116.90

For details and miscellaneous, see page 603.

28 689 970



Rain shower with ceiling fixing 300 mm

- rain shower Ø 300 mm
- rain flow
- max. flow 14 l/min
- rosette Ø 60 mm optional
- 1/2" connection
- with anti-scale system
- quick clearing

		EUR
Chrome	28 689 970-00	919.40
Brushed Chrome	28 689 970-93	1,195.20
Platinum	28 689 970-08	1,470.50
Brushed Platinum	28 689 970-06	1,470.50
Champagne (22kt Gold)	28 689 970-47	1,838.80
Brushed Champagne (23kt Gold)	28 689 970-46	1,838.80
Brushed Durabronze (23kt Gold)	28 689 970-28	1,838.80
Dark Chrome	28 689 970-19	1,379.10
Brushed Dark Platinum	28 689 970-99	1,654.80
Matte Black	28 689 970-33	1,240.90

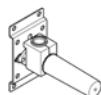


Product alternative

Rain shower with ceiling fixing 300 mm

- max. flow 9 l/min

		EUR
Chrome	28 688 970-00	919.40
Brushed Chrome	28 688 970-93	1,195.20
Platinum	28 688 970-08	1,471.00
Brushed Platinum	28 688 970-06	1,471.00
Champagne (22kt Gold)	28 688 970-47	1,838.80
Brushed Champagne (23kt Gold)	28 688 970-46	1,838.80
Brushed Durabronze (23kt Gold)	28 688 970-28	1,838.80
Dark Chrome	28 688 970-19	1,379.10
Brushed Dark Platinum	28 688 970-99	1,654.90
Matte Black	28 688 970-33	1,241.20



Optional miscellaneous

Concealed wall elbow

- min. recess depth 90 mm
- max. recess depth 163 mm

		EUR
Concealed rough parts	35 085 970 90	116.90

For details and miscellaneous, see page 603.



28 699 970



Rain shower with ceiling fixing 400 mm

- rain shower Ø 400 mm
- rain flow
- max. flow 14 l/min
- rosette Ø 60 mm optional
- 1/2" connection
- with anti-scale system
- quick clearing

		EUR
Chrome	28 699 970-00	1,692.50
Brushed Chrome	28 699 970-93	2,200.30
Platinum	28 699 970-08	2,707.90
Brushed Platinum	28 699 970-06	2,707.90
Champagne (22kt Gold)	28 699 970-47	3,385.00
Brushed Champagne (23kt Gold)	28 699 970-46	3,385.00
Brushed Durabronz (23kt Gold)	28 699 970-28	3,385.00
Dark Chrome	28 699 970-19	2,538.60
Brushed Dark Platinum	28 699 970-99	3,046.40
Matte Black	28 699 970-33	2,284.70

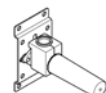


Product alternative

Rain shower with ceiling fixing 400 mm

- max. flow 12 l/min

		EUR
Chrome	28 698 970-00	1,692.50
Brushed Chrome	28 698 970-93	2,200.30
Platinum	28 698 970-08	2,708.00
Brushed Platinum	28 698 970-06	2,708.00
Champagne (22kt Gold)	28 698 970-47	3,385.00
Brushed Champagne (23kt Gold)	28 698 970-46	3,385.00
Brushed Durabronz (23kt Gold)	28 698 970-28	3,385.00
Dark Chrome	28 698 970-19	2,538.80
Brushed Dark Platinum	28 698 970-99	3,046.50
Matte Black	28 698 970-33	2,284.90



Optional miscellaneous

Concealed wall elbow

- min. recess depth 90 mm
- max. recess depth 163 mm

For details and miscellaneous, see page 603.

		EUR
Concealed rough parts	35 085 970 90	116.90

28 031 970



Rain shower for surface-mounted ceiling installation 300 mm

- rain shower Ø 300 mm
- Rain flow, max. flow rate 12 l/min
- Spray flow, max. flow rate 6 l/min
- Distance to ceiling from bottom edge of shower 40 mm
- with anti-scale system

		EUR
Chrome	28 031 970-00	710.90
Brushed Chrome	28 031 970-93	924.20
Platinum	28 031 970-08	1,137.50
Brushed Platinum	28 031 970-06	1,137.50
Champagne (22kt Gold)	28 031 970-47	1,421.80
Brushed Champagne (23kt Gold)	28 031 970-46	1,421.80
Brushed Durabronz (23kt Gold)	28 031 970-28	1,421.80
Dark Chrome	28 031 970-19	1,066.40
Brushed Dark Platinum	28 031 970-99	1,279.60
Matte Black	28 031 970-33	959.70



Required miscellaneous

Concealed ceiling installation box with ceiling fixing

- min. recess depth 90 mm
- max. recess depth 115 mm

For details and miscellaneous, see page 602.

		EUR
Concealed ceiling installation box	35 041 970 90	473.90



CL.1



CYO



IMO



Lissé



LULU



Madison



MEM



Meta



Tara.



VAIA



Shower



Concealed articles



Miscellaneous



Kitchen

28 032 970



Rain shower for surface-mounted ceiling installation with light 300 mm

- rain shower Ø 300 mm
 - Rain flow, max. flow rate 12 l/min
 - Spray flow, max. flow rate 6 l/min
 - Distance to ceiling from bottom edge of shower 40 mm
 - with anti-scale system
 - central LED Spot 3000 K
- includes light bulbs with a Class F energy efficiency

		EUR
Chrome	28 032 970-00	1,068.10
Brushed Chrome	28 032 970-93	1,388.50
Platinum	28 032 970-08	1,709.00
Brushed Platinum	28 032 970-06	1,709.00
Champagne (22kt Gold)	28 032 970-47	2,136.20
Brushed Champagne (23kt Gold)	28 032 970-46	2,136.20
Brushed Durabross (23kt Gold)	28 032 970-28	2,136.20
Dark Chrome	28 032 970-19	1,602.20
Brushed Dark Platinum	28 032 970-99	1,922.70
Matte Black	28 032 970-33	1,441.90



Required miscellaneous

Concealed ceiling installation box for surface-mounted ceiling installation with light

- min. recess depth 90 mm
- max. recess depth 115 mm

For details and miscellaneous, see page 602.

		EUR
	35 042 970 90	712.00

28 033 970



Rain shower for recessed ceiling installation 300 mm

- rain shower Ø 300 mm
- Rain flow, max. flow rate 12 l/min
- Spray flow, max. flow rate 6 l/min
- min. recess depth 137,5 mm
- with anti-scale system

		EUR
Chrome	28 033 970-00	1,425.30
Brushed Chrome	28 033 970-93	1,852.90
Platinum	28 033 970-08	2,280.40
Brushed Platinum	28 033 970-06	2,280.40
Champagne (22kt Gold)	28 033 970-47	2,850.60
Brushed Champagne (23kt Gold)	28 033 970-46	2,850.60
Brushed Durabross (23kt Gold)	28 033 970-28	2,850.60
Dark Chrome	28 033 970-19	2,137.90
Brushed Dark Platinum	28 033 970-99	2,565.50
Matte Black	28 033 970-33	1,924.10



Required miscellaneous

Concealed ceiling installation box for recessed ceiling installation

- recess depth 137 mm

For details and miscellaneous, see page 601.

		EUR
	35 033 970 90	950.20

28 034 970



Rain shower for recessed ceiling installation with light 300 mm

- rain shower Ø 300 mm
 - Rain flow, max. flow rate 12 l/min
 - min. recess depth 137,5 mm
 - Spray flow, max. flow rate 6 l/min
 - with anti-scale system
 - central RGBW LED spot
 - RGBW LED ambient lighting
- includes light bulbs with a Class G energy efficiency

		EUR
Chrome	28 034 970-00	2,139.70
Brushed Chrome	28 034 970-93	2,781.60
Platinum	28 034 970-08	3,423.50
Brushed Platinum	28 034 970-06	3,423.50
Champagne (22kt Gold)	28 034 970-47	4,279.40
Brushed Champagne (23kt Gold)	28 034 970-46	4,279.40
Brushed Durabross (23kt Gold)	28 034 970-28	4,279.40
Dark Chrome	28 034 970-19	3,209.50
Brushed Dark Platinum	28 034 970-99	3,851.40
Matte Black	28 034 970-33	2,888.60



Required miscellaneous

Concealed ceiling installation box for recessed ceiling installation with light

- recess depth 137 mm

For details and miscellaneous, see page 602.

		EUR
	35 034 970 90	1,426.50



27 802 660



Hand shower set with integrated shower holder

- normal flow
- with anti-scale system
- 3/8" shower outlet
- metal shower hose 1250 mm with integrated anti-twist protection
- rosette Ø 60 mm
- 1/2" connection
- max. flow 15 l/min

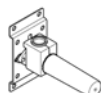
Intrinsic protection against back flow.



Product alternative

Hand shower set with integrated shower holder

- max. flow 6,8 l/min



Optional miscellaneous

Concealed wall elbow

- min. recess depth 90 mm
- max. recess depth 163 mm

For details and miscellaneous, see page 603.

		EUR
Chrome	27 802 660-00	433.30
Brushed Chrome	27 802 660-93	563.30
Platinum	27 802 660-08	693.60
Brushed Platinum	27 802 660-06	693.60
Champagne (22kt Gold)	27 802 660-47	866.60
Brushed Champagne (23kt Gold)	27 802 660-46	866.60
Brushed Durabronz (23kt Gold)	27 802 660-28	866.60
Dark Chrome	27 802 660-19	649.90
Brushed Dark Platinum	27 802 660-99	779.70
Matte Black	27 802 660-33	585.30

		EUR
Chrome	27 802 660-00 0010	433.30
Brushed Chrome	27 802 660-93 0010	563.30
Platinum	27 802 660-08 0010	693.60
Brushed Platinum	27 802 660-06 0010	693.60
Champagne (22kt Gold)	27 802 660-47 0010	866.60
Brushed Champagne (23kt Gold)	27 802 660-46 0010	866.60
Brushed Durabronz (23kt Gold)	27 802 660-28 0010	866.60
Dark Chrome	27 802 660-19 0010	649.90
Brushed Dark Platinum	27 802 660-99 0010	779.70
Matte Black	27 802 660-33 0010	585.30

		EUR
Concealed rough parts	35 085 970 90	116.90

27 803 660



Hand shower set with integrated shower holder

- three settings: normal flow, soft flow, massage flow
- with anti-scale system
- 3/8" shower outlet
- metal shower hose 1250 mm with integrated anti-twist protection
- rosette Ø 60 mm
- 1/2" connection
- max. flow 15 l/min

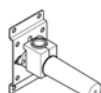
Intrinsic protection against back flow.



Product alternative

Hand shower set with integrated shower holder

- max. flow 6,8 l/min



Optional miscellaneous

Concealed wall elbow

- min. recess depth 90 mm
- max. recess depth 163 mm

For details and miscellaneous, see page 603.

		EUR
Chrome	27 803 660-00	419.90
Brushed Chrome	27 803 660-93	545.90
Platinum	27 803 660-08	671.70
Brushed Platinum	27 803 660-06	671.70
Champagne (22kt Gold)	27 803 660-47	839.80
Brushed Champagne (23kt Gold)	27 803 660-46	839.80
Brushed Durabronz (23kt Gold)	27 803 660-28	839.80
Dark Chrome	27 803 660-19	630.00
Brushed Dark Platinum	27 803 660-99	754.90
Matte Black	27 803 660-33	566.10

		EUR
Chrome	27 803 660-00 0010	419.90
Brushed Chrome	27 803 660-93 0010	545.90
Platinum	27 803 660-08 0010	671.70
Brushed Platinum	27 803 660-06 0010	671.70
Champagne (22kt Gold)	27 803 660-47 0010	839.80
Brushed Champagne (23kt Gold)	27 803 660-46 0010	839.80
Brushed Durabronz (23kt Gold)	27 803 660-28 0010	839.80
Dark Chrome	27 803 660-19 0010	630.00
Brushed Dark Platinum	27 803 660-99 0010	754.90
Matte Black	27 803 660-33 0010	566.10

		EUR
Concealed rough parts	35 085 970 90	116.90



CL.1



CYO



IMO



Lissé



LULU



Madison



MEM



Meta



Tara.



VAIA



Shower



Concealed articles



Miscellaneous



Kitchen

27 805 625



Hand shower set

- spray head Ø 100 mm
- three settings: normal flow, soft flow, massage flow
- with anti-scale system
- metal shower hose 1250 mm with integrated anti-twist protection
- shower holder rosette Ø 55 mm
- max. flow 15 l/min

Intrinsic protection against back flow.

		EUR
Chrome	27 805 625-00	312.60
Brushed Chrome	27 805 625-93	406.40
Brushed Platinum	27 805 625-06	500.10
Champagne (22kt Gold)	27 805 625-47	625.20
Brushed Champagne (23kt Gold)	27 805 625-46	625.20
Brushed Durabronze (23kt Gold)	27 805 625-28	625.20
Dark Chrome	27 805 625-19	468.90
Matte Black	27 805 625-33	422.00



Product alternative

Hand shower set

- max. flow 6,8 l/min

		EUR
Chrome	27 805 625-00 0010	312.60
Brushed Chrome	27 805 625-93 0010	406.40
Brushed Platinum	27 805 625-06 0010	500.10
Champagne (22kt Gold)	27 805 625-47 0010	625.20
Brushed Champagne (23kt Gold)	27 805 625-46 0010	625.20
Brushed Durabronze (23kt Gold)	27 805 625-28 0010	625.20
Dark Chrome	27 805 625-19 0010	468.90
Matte Black	27 805 625-33 0010	422.00

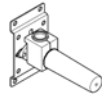


Optional miscellaneous

Wall elbow

For details and miscellaneous, see main items

		EUR
Chrome	28 450 625-00	110.10
Brushed Chrome	28 450 625-93	143.10
Brushed Platinum	28 450 625-06	176.30
Champagne (22kt Gold)	28 450 625-47	220.20
Brushed Champagne (23kt Gold)	28 450 625-46	220.20
Brushed Durabronze (23kt Gold)	28 450 625-28	220.20
Dark Chrome	28 450 625-19	165.20
Matte Black	28 450 625-33	148.40



Optional miscellaneous

Concealed wall elbow

- min. recess depth 90 mm
- max. recess depth 163 mm

For details and miscellaneous, see page 603.

		EUR
Concealed rough parts	35 085 970 90	116.90

27 802 892



Hand shower set with individual rosettes

- normal flow
- with anti-scale system
- 1/2" shower outlet
- rosette for wall elbow Ø 55 mm
- rosette for shower holder Ø 55 mm
- metal shower hose 1250 mm with integrated anti-twist protection
- 1/2" wall elbow
- max. flow 15 l/min

Intrinsic protection against back flow.

		EUR
Chrome	27 802 892-00	581.80
Brushed Chrome	27 802 892-93	756.30
Platinum	27 802 892-08	931.20
Brushed Platinum	27 802 892-06	931.20
Champagne (22kt Gold)	27 802 892-47	1,163.60
Brushed Champagne (23kt Gold)	27 802 892-46	1,163.60
Brushed Durabronze (23kt Gold)	27 802 892-28	1,163.60
Dark Chrome	27 802 892-19	872.70
Brushed Dark Platinum	27 802 892-99	1,047.30
Matte Black	27 802 892-33	785.70

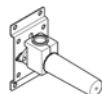


Product alternative

Hand shower set with individual rosettes

- max. flow 6,8 l/min

		EUR
Chrome	27 802 892-00 0010	581.80
Brushed Chrome	27 802 892-93 0010	756.30
Platinum	27 802 892-08 0010	931.20
Brushed Platinum	27 802 892-06 0010	931.20
Champagne (22kt Gold)	27 802 892-47 0010	1,163.60
Brushed Champagne (23kt Gold)	27 802 892-46 0010	1,163.60
Brushed Durabronze (23kt Gold)	27 802 892-28 0010	1,163.60
Dark Chrome	27 802 892-19 0010	872.70
Brushed Dark Platinum	27 802 892-99 0010	1,047.30
Matte Black	27 802 892-33 0010	785.70



Optional miscellaneous

Concealed wall elbow

- min. recess depth 90 mm
- max. recess depth 163 mm

For details and miscellaneous, see page 603.

		EUR
Concealed rough parts	35 085 970 90	116.90

27 803 892



Hand shower set with individual rosettes

- three settings: normal flow, soft flow, massage flow
- with anti-scale system
- 1/2" shower outlet
- rosette for wall elbow Ø 55 mm
- rosette for shower holder Ø 55 mm
- metal shower hose 1250 mm with integrated anti-twist protection
- 1/2" wall elbow
- max. flow 15 l/min

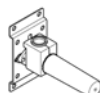
Intrinsic protection against back flow.



Product alternative

Hand shower set with individual rosettes

- max. flow 6,8 l/min



Optional miscellaneous

Concealed wall elbow

- min. recess depth 90 mm
- max. recess depth 163 mm

For details and miscellaneous, see page 603.

		EUR
Chrome	27 803 892-00	570.30
Brushed Chrome	27 803 892-93	741.40
Platinum	27 803 892-08	912.40
Brushed Platinum	27 803 892-06	912.40
Champagne (22kt Gold)	27 803 892-47	1,140.60
Brushed Champagne (23kt Gold)	27 803 892-46	1,140.60
Brushed Durabronz (23kt Gold)	27 803 892-28	1,140.60
Dark Chrome	27 803 892-19	855.60
Brushed Dark Platinum	27 803 892-99	1,026.80
Matte Black	27 803 892-33	769.80

		EUR
Chrome	27 803 892-00 0010	570.30
Brushed Chrome	27 803 892-93 0010	741.40
Platinum	27 803 892-08 0010	912.40
Brushed Platinum	27 803 892-06 0010	912.40
Champagne (22kt Gold)	27 803 892-47 0010	1,140.60
Brushed Champagne (23kt Gold)	27 803 892-46 0010	1,140.60
Brushed Durabronz (23kt Gold)	27 803 892-28 0010	1,140.60
Dark Chrome	27 803 892-19 0010	855.60
Brushed Dark Platinum	27 803 892-99 0010	1,026.80
Matte Black	27 803 892-33 0010	769.80

		EUR
Concealed rough parts	35 085 970 90	116.90

27 806 625



Hand shower set

- normal flow
- with anti-scale system
- rosette Ø 55 mm
- metal shower hose 1250 mm with integrated anti-twist protection
- shower holder rosette Ø 55 mm
- max. flow 15 l/min

Intrinsic protection against back flow.



Product alternative

Hand shower set

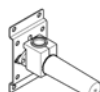
- max. flow 6,8 l/min



Optional miscellaneous

Wall elbow

For details and miscellaneous, see main items



Optional miscellaneous

Concealed wall elbow

- min. recess depth 90 mm
- max. recess depth 163 mm

For details and miscellaneous, see page 603.

		EUR
Chrome	27 806 625-00	322.30
Brushed Chrome	27 806 625-93	419.00
Brushed Platinum	27 806 625-06	515.90
Champagne (22kt Gold)	27 806 625-47	644.60
Brushed Champagne (23kt Gold)	27 806 625-46	644.60
Brushed Durabronz (23kt Gold)	27 806 625-28	644.60
Dark Chrome	27 806 625-19	483.40
Matte Black	27 806 625-33	434.60

		EUR
Chrome	27 806 625-00 0010	322.30
Brushed Chrome	27 806 625-93 0010	419.00
Brushed Platinum	27 806 625-06 0010	515.90
Champagne (22kt Gold)	27 806 625-47 0010	644.60
Brushed Champagne (23kt Gold)	27 806 625-46 0010	644.60
Brushed Durabronz (23kt Gold)	27 806 625-28 0010	644.60
Dark Chrome	27 806 625-19 0010	483.40
Matte Black	27 806 625-33 0010	434.60

		EUR
Chrome	28 450 625-00	110.10
Brushed Chrome	28 450 625-93	143.10
Brushed Platinum	28 450 625-06	176.30
Champagne (22kt Gold)	28 450 625-47	220.20
Brushed Champagne (23kt Gold)	28 450 625-46	220.20
Brushed Durabronz (23kt Gold)	28 450 625-28	220.20
Dark Chrome	28 450 625-19	165.20
Matte Black	28 450 625-33	148.40

		EUR
Concealed rough parts	35 085 970 90	116.90



CL.1



CYO



IMO



Lissé



LULU



Madison



MEM



Meta



Tara.



VAIA



Shower



Concealed articles



Miscellaneous



Kitchen

28 528 979



Body spray without volume control

- spray head Ø 55 mm
- ball-joint pivotable through 25° (in any direction)
- rain flow
- with anti-scale system
- rosette Ø 55 mm
- 1/2" connection
- max. flow 7 l/min

		EUR
Chrome	28 528 979-00	297.90
Brushed Chrome	28 528 979-93	387.30
Platinum	28 528 979-08	476.60
Brushed Platinum	28 528 979-06	476.60
Champagne (22kt Gold)	28 528 979-47	595.80
Brushed Champagne (23kt Gold)	28 528 979-46	595.80
Brushed Durabronze (23kt Gold)	28 528 979-28	595.80
Dark Chrome	28 528 979-19	446.90
Brushed Dark Platinum	28 528 979-99	536.20
Matte Black	28 528 979-33	402.20

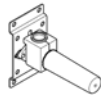


Product alternative

Body spray without volume control

- max. flow 5 l/min

		EUR
Chrome	28 518 979-00	297.90
Brushed Chrome	28 518 979-93	387.30
Platinum	28 518 979-08	476.80
Brushed Platinum	28 518 979-06	476.80
Champagne (22kt Gold)	28 518 979-47	595.80
Brushed Champagne (23kt Gold)	28 518 979-46	595.80
Brushed Durabronze (23kt Gold)	28 518 979-28	595.80
Dark Chrome	28 518 979-19	446.90
Brushed Dark Platinum	28 518 979-99	536.20
Matte Black	28 518 979-33	402.10



Optional miscellaneous

Concealed wall elbow

- min. recess depth 90 mm
- max. recess depth 163 mm

		EUR
Concealed rough parts	35 085 970 90	116.90

For details and miscellaneous, see page 603.



Tara.

36 525 979



WATER POINTS Concealed body spray

- rain flow
- with anti-scale system
- cover plate 120 x 120 mm
- max. flow 9 l/min

		EUR
Chrome	36 525 979-00	523.30
Brushed Chrome	36 525 979-93	680.30
Platinum	36 525 979-08	837.30
Brushed Platinum	36 525 979-06	837.30
Champagne (22kt Gold)	36 525 979-47	1,046.60
Brushed Champagne (23kt Gold)	36 525 979-46	1,046.60
Brushed Durabronz (23kt Gold)	36 525 979-28	1,046.60
Dark Chrome	36 525 979-19	785.00
Brushed Dark Platinum	36 525 979-99	941.90
Matte Black	36 525 979-33	706.50

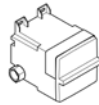


Product alternative

WATER POINTS Concealed body spray

- max. flow 6 l/min

		EUR
Chrome	36 515 979-00	523.30
Brushed Chrome	36 515 979-93	680.30
Platinum	36 515 979-08	836.90
Brushed Platinum	36 515 979-06	836.90
Champagne (22kt Gold)	36 515 979-47	1,046.60
Brushed Champagne (23kt Gold)	36 515 979-46	1,046.60
Brushed Durabronz (23kt Gold)	36 515 979-28	1,046.60
Dark Chrome	36 515 979-19	785.10
Brushed Dark Platinum	36 515 979-99	941.90
Matte Black	36 515 979-33	706.30



Required miscellaneous

Concealed wall installation box

- min. recess depth 85 mm
- max. recess depth 110 mm

For details and miscellaneous, see page 597.

		EUR
Concealed rough parts	35 205 970 90	212.30



Required miscellaneous

xGRID Installation track 555 mm

		EUR
Concealed rough parts	12 360 970 90	106.80



Required miscellaneous

WATER POINTS Adapter plate

		EUR
	12 305 970 90	34.30



Optional miscellaneous

xGRID Attachment set for integrating in the dry wall construction

		EUR
Concealed rough parts	12 340 970 90	107.50



CL.1



CYO



IMO



Lissé



LULU



Madison



MEM



Meta



Tara.



VAIA



Shower



Concealed articles



Miscellaneous



Kitchen

36 527 979



WATER BAR Concealed body spray

- rain flow
- with anti-scale system
- cover plate 240 x 60 mm
- 1/2" connection
- max. flow 9 l/min

		EUR
Chrome	36 527 979-00	808.10
Brushed Chrome	36 527 979-93	1,050.50
Platinum	36 527 979-08	1,293.00
Brushed Platinum	36 527 979-06	1,293.00
Champagne (22kt Gold)	36 527 979-47	1,616.20
Brushed Champagne (23kt Gold)	36 527 979-46	1,616.20
Brushed Durabronz (23kt Gold)	36 527 979-28	1,616.20
Dark Chrome	36 527 979-19	1,212.20
Brushed Dark Platinum	36 527 979-99	1,454.60
Matte Black	36 527 979-33	1,090.90

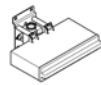


Product alternative

WATER BAR Concealed body spray

- max. flow 6 l/min

		EUR
Chrome	36 517 979-00	808.10
Brushed Chrome	36 517 979-93	1,050.50
Platinum	36 517 979-08	1,293.20
Brushed Platinum	36 517 979-06	1,293.20
Champagne (22kt Gold)	36 517 979-47	1,616.20
Brushed Champagne (23kt Gold)	36 517 979-46	1,616.20
Brushed Durabronz (23kt Gold)	36 517 979-28	1,616.20
Dark Chrome	36 517 979-19	1,212.20
Brushed Dark Platinum	36 517 979-99	1,454.30
Matte Black	36 517 979-33	1,112.50



Required miscellaneous

Concealed wall installation box

- min. recess depth 100 mm
- max. recess depth 173 mm

For details and miscellaneous, see page 597.

		EUR
Concealed rough parts	35 206 970 90	287.20



Required miscellaneous

xGRID Installation track 555 mm

		EUR
Concealed rough parts	12 360 970 90	106.80



Optional miscellaneous

xGRID Attachment set for integrating in the dry wall construction

		EUR
Concealed rough parts	12 340 970 90	107.50

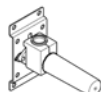
36 514 979



WATER CURVE Concealed body spray

- forceful flat water jet
- horizontal water jet
- water jet adjustable
- cover plate 120 x 60 mm
- 1/2" connection
- max. flow 10 l/min

		EUR
Chrome	36 514 979-00	1,051.60
Brushed Chrome	36 514 979-93	1,367.10
Platinum	36 514 979-08	1,682.50
Brushed Platinum	36 514 979-06	1,682.50
Champagne (22kt Gold)	36 514 979-47	2,103.20
Brushed Champagne (23kt Gold)	36 514 979-46	2,103.20
Brushed Durabronz (23kt Gold)	36 514 979-28	2,103.20
Dark Chrome	36 514 979-19	1,577.30
Brushed Dark Platinum	36 514 979-99	1,892.90
Matte Black	36 514 979-33	1,419.40



Optional miscellaneous

Concealed wall elbow

- min. recess depth 90 mm
- max. recess depth 163 mm

For details and miscellaneous, see page 603.

		EUR
Concealed rough parts	35 085 970 90	116.90



36 513 979



WATER FAN vertical Concealed body spray

- forceful flat water jet
- vertical water jet
- water jet adjustable
- cover plate 240 x 60 mm
- 1/2" connection
- max. flow 10 l/min

		EUR
Chrome	36 513 979-00	784.50
Brushed Chrome	36 513 979-93	1,019.90
Platinum	36 513 979-08	1,255.70
Brushed Platinum	36 513 979-06	1,255.70
Champagne (22kt Gold)	36 513 979-47	1,569.00
Brushed Champagne (23kt Gold)	36 513 979-46	1,569.00
Brushed Durabronze (23kt Gold)	36 513 979-28	1,569.00
Dark Chrome	36 513 979-19	1,176.80
Brushed Dark Platinum	36 513 979-99	1,412.00
Matte Black	36 513 979-33	1,080.10



Product alternative

WATER FAN horizontal Concealed body spray

- horizontal water jet
- max. flow 10 l/min

		EUR
Chrome	36 512 979-00	784.50
Brushed Chrome	36 512 979-93	1,019.90
Platinum	36 512 979-08	1,255.70
Brushed Platinum	36 512 979-06	1,255.70
Champagne (22kt Gold)	36 512 979-47	1,569.00
Brushed Champagne (23kt Gold)	36 512 979-46	1,569.00
Brushed Durabronze (23kt Gold)	36 512 979-28	1,569.00
Dark Chrome	36 512 979-19	1,176.80
Brushed Dark Platinum	36 512 979-99	1,412.00
Matte Black	36 512 979-33	1,080.10



Required miscellaneous

Concealed wall installation box

- min. recess depth 100 mm
- max. recess depth 173 mm

For details and miscellaneous, see page 597.

		EUR
Concealed rough parts	35 206 970 90	287.20



Required miscellaneous

xGRID Installation track 555 mm

		EUR
Concealed rough parts	12 360 970 90	106.80



Optional miscellaneous

xGRID Attachment set for integrating in the dry wall construction

		EUR
Concealed rough parts	12 340 970 90	107.50

13 415 979



WATER SHEET Cascade spout for wall mounting

- 150 mm projection
- cascade
- cover plate 240 x 60 mm
- 1/2" connection
- plug-link mounting
- max. flow 26.5 l/min at 3 bar flow pressure

		EUR
Chrome	13 415 979-00	1,083.10
Platinum	13 415 979-08	1,732.90
Brushed Platinum	13 415 979-06	1,732.90
Champagne (22kt Gold)	13 415 979-47	2,166.20
Brushed Champagne (23kt Gold)	13 415 979-46	2,166.20
Brushed Durabronze (23kt Gold)	13 415 979-28	2,166.20
Dark Chrome	13 415 979-19	1,624.80
Brushed Dark Platinum	13 415 979-99	1,949.50
Matte Black	13 415 979-33	1,462.00



Optional miscellaneous

Concealed wall elbow

- min. recess depth 90 mm
- max. recess depth 163 mm

For details and miscellaneous, see page 603.

		EUR
Concealed rough parts	35 085 970 90	116.90



CL.1



CYO



IMO



Lissé



LULU



Madison



MEM



Meta



Tara.



VAIA



Shower



Concealed articles




Miscellaneous



Kitchen

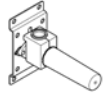
13 420 979



WATER FALL Cascade spout for wall mounting

- 120 mm projection
- cascade
- cover plate 240 x 60 mm
- 1/2" connection
- plug-link mounting
- max. flow 26.5 l/min at 3 bar flow pressure

		EUR
Chrome	13 420 979-00	1,547.40
Platinum	13 420 979-08	2,476.20
Brushed Platinum	13 420 979-06	2,476.20
Champagne (22kt Gold)	13 420 979-47	3,094.80
Brushed Champagne (23kt Gold)	13 420 979-46	3,094.80
Brushed Durabronze (23kt Gold)	13 420 979-28	3,094.80
Dark Chrome	13 420 979-19	2,321.20
Matte Black	13 420 979-33	2,089.20



Optional miscellaneous

Concealed wall elbow

- min. recess depth 90 mm
- max. recess depth 163 mm

For details and miscellaneous, see page 603.

		EUR
Concealed rough parts	35 085 970 90	116.90

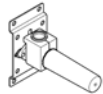
13 425 979



WATER FALL Cascade spout with individual jets for wall mounting

- 22 mm projection
- PEARLSTREAM
- plate 240 mm x 60 mm
- connection 1/2", for shortening
- plug-link mounting
- max. flow 9.5 l/min

		EUR
Chrome	13 425 979-00	1,149.80
Platinum	13 425 979-08	1,839.70
Brushed Platinum	13 425 979-06	1,839.70
Champagne (22kt Gold)	13 425 979-47	2,299.60
Brushed Champagne (23kt Gold)	13 425 979-46	2,299.60
Brushed Durabronze (23kt Gold)	13 425 979-28	2,299.60
Dark Chrome	13 425 979-19	1,724.50
Brushed Dark Platinum	13 425 979-99	2,069.40
Matte Black	13 425 979-33	1,552.20



Optional miscellaneous

Concealed wall elbow

- min. recess depth 90 mm
- max. recess depth 163 mm

For details and miscellaneous, see page 603.

		EUR
Concealed rough parts	35 085 970 90	116.90



Tara.

27 820 979 +
28 285 979



WATER TUBE Kneipp wall elbow

- laminar flow
- max. flow 15 l/min
- rosette Ø 70 mm
- holder for Kneipp hose
- hose nozzle with sleeve M33
- with holding ring
- 1/2" wall elbow

Intrinsic protection against back flow.

		EUR
Chrome	1 x 27 820 979-00	473.10
	1 x 28 285 979-00	99.80
	Total price:	572.90
Brushed Chrome	1 x 27 820 979-93	615.00
	1 x 28 285 979-93	129.70
	Total price:	744.70
Platinum	1 x 27 820 979-08	757.10
	1 x 28 285 979-08	159.60
	Total price:	916.70
Brushed Platinum	1 x 27 820 979-06	757.10
	1 x 28 285 979-06	159.70
	Total price:	916.80
Champagne (22kt Gold)	1 x 27 820 979-47	946.20
	1 x 28 285 979-47	199.60
	Total price:	1,145.80
Brushed Champagne (23kt Gold)	1 x 27 820 979-46	946.20
	1 x 28 285 979-46	199.60
	Total price:	1,145.80
Brushed Durabronze (23kt Gold)	1 x 27 820 979-28	946.20
	1 x 28 285 979-28	199.60
	Total price:	1,145.80
Dark Chrome	1 x 27 820 979-19	709.80
	1 x 28 285 979-19	149.70
	Total price:	859.50
Brushed Dark Platinum	1 x 27 820 979-99	851.60
	1 x 28 285 979-99	179.60
	Total price:	1,031.20
Matte Black	1 x 27 820 979-33	638.70
	1 x 28 285 979-33	134.70
	Total price:	773.40



Product alternative

WATER TUBE Kneipp wall elbow with hose holder with individual rosettes

- max. flow 9 l/min

		EUR
Chrome	27 840 979-00	473.10
Brushed Chrome	27 840 979-93	615.00
Platinum	27 840 979-08	757.00
Brushed Platinum	27 840 979-06	757.00
Champagne (22kt Gold)	27 840 979-47	946.20
Brushed Champagne (23kt Gold)	27 840 979-46	946.20
Brushed Durabronze (23kt Gold)	27 840 979-28	946.20
Dark Chrome	27 840 979-19	709.70
Brushed Dark Platinum	27 840 979-99	851.60
Matte Black	27 840 979-33	638.70

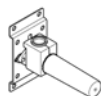


Product alternative

WATER TUBE Kneipp hose black 2000 mm

- hose nozzle with sleeve M33
- with holding ring

		EUR
Chrome	28 286 979-00	99.80
Brushed Chrome	28 286 979-93	129.70
Platinum	28 286 979-08	159.60
Brushed Platinum	28 286 979-06	159.70
Champagne (22kt Gold)	28 286 979-47	199.60
Brushed Champagne (23kt Gold)	28 286 979-46	199.60
Brushed Durabronze (23kt Gold)	28 286 979-28	199.60
Dark Chrome	28 286 979-19	149.70
Brushed Dark Platinum	28 286 979-99	179.60
Matte Black	28 286 979-33	134.70



Optional miscellaneous

Concealed wall elbow

- min. recess depth 90 mm
- max. recess depth 163 mm

For details and miscellaneous, see page 603.

		EUR
Concealed rough parts	35 085 970 90	116.90



CL.1



CYO



IMO



Lissé



LULU



Madison



MEM



Meta



Tara.



VAIA



Shower



Concealed articles



Miscellaneous



Kitchen

27 823 979 +
28 285 979



WATER TUBE Kneipp wall elbow with hose holder with individual rosettes

- laminar flow
- max. flow 15 l/min
- with volume control
- rosettes Ø 60 mm
- holder for Kneipp hose
- 1/2" wall elbow
- **without hose**

Intrinsic protection against back flow.

		EUR
Chrome	1 x 27 823 979-00	561.10
	1 x 28 285 979-00	99.80
Total price:		660.90
Brushed Chrome	1 x 27 823 979-93	729.40
	1 x 28 285 979-93	129.70
Total price:		859.10
Platinum	1 x 27 823 979-08	897.70
	1 x 28 285 979-08	159.60
Total price:		1,057.30
Brushed Platinum	1 x 27 823 979-06	897.70
	1 x 28 285 979-06	159.70
Total price:		1,057.40
Champagne (22kt Gold)	1 x 27 823 979-47	1,122.20
	1 x 28 285 979-47	199.60
Total price:		1,321.80
Brushed Champagne (23kt Gold)	1 x 27 823 979-46	1,122.20
	1 x 28 285 979-46	199.60
Total price:		1,321.80
Brushed Durabronze (23kt Gold)	1 x 27 823 979-28	1,122.20
	1 x 28 285 979-28	199.60
Total price:		1,321.80
Dark Chrome	1 x 27 823 979-19	841.50
	1 x 28 285 979-19	149.70
Total price:		991.20
Brushed Dark Platinum	1 x 27 823 979-99	1,009.90
	1 x 28 285 979-99	179.60
Total price:		1,189.50
Matte Black	1 x 27 823 979-33	757.40
	1 x 28 285 979-33	134.70
Total price:		892.10



Product alternative

WATER TUBE Kneipp wall elbow with hose holder with individual rosettes

- max. flow 9 l/min

		EUR
Chrome	27 843 979-00	561.10
Brushed Chrome	27 843 979-93	729.40
Platinum	27 843 979-08	897.80
Brushed Platinum	27 843 979-06	897.80
Champagne (22kt Gold)	27 843 979-47	1,122.20
Brushed Champagne (23kt Gold)	27 843 979-46	1,122.20
Brushed Durabronze (23kt Gold)	27 843 979-28	1,122.20
Dark Chrome	27 843 979-19	841.70
Brushed Dark Platinum	27 843 979-99	1,010.00
Matte Black	27 843 979-33	757.50

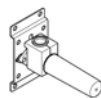


Product alternative

WATER TUBE Kneipp hose black 2000 mm

- hose nozzle with sleeve M33
- with holding ring

		EUR
Chrome	28 286 979-00	99.80
Brushed Chrome	28 286 979-93	129.70
Platinum	28 286 979-08	159.60
Brushed Platinum	28 286 979-06	159.70
Champagne (22kt Gold)	28 286 979-47	199.60
Brushed Champagne (23kt Gold)	28 286 979-46	199.60
Brushed Durabronze (23kt Gold)	28 286 979-28	199.60
Dark Chrome	28 286 979-19	149.70
Brushed Dark Platinum	28 286 979-99	179.60
Matte Black	28 286 979-33	134.70



Optional miscellaneous

Concealed wall elbow

- min. recess depth 90 mm
- max. recess depth 163 mm

		EUR
Concealed rough parts	35 085 970 90	116.90

For details and miscellaneous, see page 603.



28 490 660

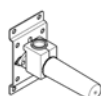


Wall elbow with integrated shower holder

- 3/8" shower outlet
- rosette Ø 60 mm
- 1/2" connection

Intrinsic protection against back flow.

		EUR
Chrome	28 490 660-00	214.10
Brushed Chrome	28 490 660-93	278.30
Platinum	28 490 660-08	342.30
Brushed Platinum	28 490 660-06	342.30
Champagne (22kt Gold)	28 490 660-47	428.20
Brushed Champagne (23kt Gold)	28 490 660-46	428.20
Brushed Durabronz (23kt Gold)	28 490 660-28	428.20
Dark Chrome	28 490 660-19	321.10
Brushed Dark Platinum	28 490 660-99	384.80
Matte Black	28 490 660-33	289.10



Optional miscellaneous

Concealed wall elbow

- min. recess depth 90 mm
- max. recess depth 163 mm

For details and miscellaneous, see page 603.

		EUR
Concealed rough parts	35 085 970 90	116.90

28 450 625

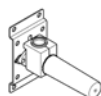


Wall elbow

- 3/8" shower outlet
- rosette Ø 55 mm
- 1/2" connection

Intrinsic protection against back flow.

		EUR
Chrome	28 450 625-00	110.10
Brushed Chrome	28 450 625-93	143.10
Platinum	28 450 625-08	176.30
Brushed Platinum	28 450 625-06	176.30
Champagne (22kt Gold)	28 450 625-47	220.20
Brushed Champagne (23kt Gold)	28 450 625-46	220.20
Brushed Durabronz (23kt Gold)	28 450 625-28	220.20
Dark Chrome	28 450 625-19	165.20
Brushed Dark Platinum	28 450 625-99	198.20
Matte Black	28 450 625-33	148.40



Optional miscellaneous

Concealed wall elbow

- min. recess depth 90 mm
- max. recess depth 163 mm

For details and miscellaneous, see page 603.

		EUR
Concealed rough parts	35 085 970 90	116.90

28 050 625



Wall bracket

- rosette Ø 55 mm

		EUR
Chrome	28 050 625-00	153.80
Brushed Chrome	28 050 625-93	199.90
Brushed Platinum	28 050 625-06	246.20
Champagne (22kt Gold)	28 050 625-47	307.60
Brushed Champagne (23kt Gold)	28 050 625-46	307.60
Brushed Durabronz (23kt Gold)	28 050 625-28	307.60
Dark Chrome	28 050 625-19	230.60
Brushed Dark Platinum	28 050 625-99	276.70
Matte Black	28 050 625-33	207.70

28 050 892



Wall bracket

- rosette Ø 55 mm

		EUR
Chrome	28 050 892-00	176.50
Brushed Chrome	28 050 892-93	229.50
Platinum	28 050 892-08	282.50
Brushed Platinum	28 050 892-06	282.50
Champagne (22kt Gold)	28 050 892-47	353.00
Brushed Champagne (23kt Gold)	28 050 892-46	353.00
Brushed Durabronz (23kt Gold)	28 050 892-28	353.00
Dark Chrome	28 050 892-19	264.70
Brushed Dark Platinum	28 050 892-99	317.60
Matte Black	28 050 892-33	238.20



CL.1



CYO



IMO



Lissé



LULU



Madison



MEM



Meta



Tara.



VAIA



Shower



Concealed articles



Miscellaneous



Kitchen

28 060 970

Wall bracket swivel



		EUR
Chrome	28 060 970-00	188.20
Brushed Chrome	28 060 970-93	244.70
Platinum	28 060 970-08	301.40
Brushed Platinum	28 060 970-06	301.40
Champagne (22kt Gold)	28 060 970-47	376.40
Brushed Champagne (23kt Gold)	28 060 970-46	376.40
Brushed Durabronz (23kt Gold)	28 060 970-28	376.40
Dark Chrome	28 060 970-19	282.40
Brushed Dark Platinum	28 060 970-99	338.90
Matte Black	28 060 970-33	254.30



Tara.

34 443 979 + **NEW**
11 431 892



Shower thermostat

- slide-on rosettes Ø 70 mm
- gauge 150 mm - 13 mm
- 3/8" shower outlet
- with volume control

Intrinsic protection against back flow.

		EUR
Chrome	1 x 34 443 979-00	578.60
	1 x 11 431 892-00	118.70
Total price:		697.30
Brushed Chrome	1 x 34 443 979-93	752.20
	1 x 11 431 892-93	154.30
Total price:		906.50
Platinum	1 x 34 443 979-08	925.70
	1 x 11 431 892-08	190.00
Total price:		1,115.70
Brushed Platinum	1 x 34 443 979-06	925.70
	1 x 11 431 892-06	190.00
Total price:		1,115.70
Champagne (22kt Gold)	1 x 34 443 979-47	1,157.20
	1 x 11 431 892-47	237.40
Total price:		1,394.60
Brushed Champagne (23kt Gold)	1 x 34 443 979-46	1,157.20
	1 x 11 431 892-46	237.40
Total price:		1,394.60
Brushed Durabross (23kt Gold)	1 x 34 443 979-28	1,157.20
	1 x 11 431 892-28	237.40
Total price:		1,394.60
Dark Chrome	1 x 34 443 979-19	867.80
	1 x 11 431 892-19	178.10
Total price:		1,045.90
Brushed Dark Platinum	1 x 34 443 979-99	1,041.40
	1 x 11 431 892-99	213.70
Total price:		1,255.10
Matte Black	1 x 34 443 979-33	780.90
	1 x 11 431 892-33	160.30
Total price:		941.20

34 442 979



Shower thermostat for wall mounting

- slide-on rosettes Ø 70 mm
- gauge 150 mm - 13 mm
- 3/8" shower outlet
- with volume control

Intrinsic protection against back flow.

		EUR
Chrome	34 442 979-00	667.70
Brushed Chrome	34 442 979-93	868.00
Platinum	34 442 979-08	1,068.10
Brushed Platinum	34 442 979-06	1,068.10
Champagne (22kt Gold)	34 442 979-47	1,335.40
Brushed Champagne (23kt Gold)	34 442 979-46	1,335.40
Brushed Durabross (23kt Gold)	34 442 979-28	1,335.40
Dark Chrome	34 442 979-19	1,001.60
Brushed Dark Platinum	34 442 979-99	1,201.50
Matte Black	34 442 979-33	901.20

36 060 660



Concealed single-lever mixer with cover plate

- cover plate Ø 78 mm

		EUR
Chrome	36 060 660-00	352.80
Brushed Chrome	36 060 660-93	458.60
Platinum	36 060 660-08	564.30
Brushed Platinum	36 060 660-06	564.30
Champagne (22kt Gold)	36 060 660-47	705.60
Brushed Champagne (23kt Gold)	36 060 660-46	705.60
Brushed Durabross (23kt Gold)	36 060 660-28	705.60
Dark Chrome	36 060 660-19	529.30
Brushed Dark Platinum	36 060 660-99	635.60
Matte Black	36 060 660-33	476.50



Required miscellaneous

Concealed wall-mounted single-lever mixer

- min. recess depth 80 mm
- max. recess depth 95 mm

For details and miscellaneous, see page 585.

		EUR
Concealed rough parts	35 860 970 90	213.80



CL.1



CYO



IMO



Lissé



LULU



Madison



MEM



Meta



Tara.



VAIA



Shower



Concealed articles



Miscellaneous



Kitchen

36 050 970

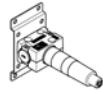


Concealed single-lever mixer with integrated shower connection

- without rosette

Intrinsic protection against back flow.

		EUR
Chrome	36 050 970-00	441.60
Brushed Chrome	36 050 970-93	574.10
Platinum	36 050 970-08	706.20
Brushed Platinum	36 050 970-06	706.20
Champagne (22kt Gold)	36 050 970-47	883.20
Brushed Champagne (23kt Gold)	36 050 970-46	883.20
Brushed Durabronze (23kt Gold)	36 050 970-28	883.20
Dark Chrome	36 050 970-19	662.40
Brushed Dark Platinum	36 050 970-99	795.30
Matte Black	36 050 970-33	596.50



Required miscellaneous

Concealed wall mounting

- min. recess depth 80 mm
- max. recess depth 105 mm

For details and miscellaneous, see page 584.

		EUR
Concealed rough parts	35 050 970 90	305.40

36 045 660



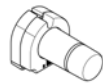
Concealed single-lever mixer with cover plate with integrated shower connection

- cover plate Ø 78 mm

Intrinsic protection against back flow.

Article cannot be extended, please check the depth of the installation location!

		EUR
Chrome	36 045 660-00	423.60
Brushed Chrome	36 045 660-93	550.70
Platinum	36 045 660-08	677.70
Brushed Platinum	36 045 660-06	677.50
Champagne (22kt Gold)	36 045 660-47	847.20
Brushed Champagne (23kt Gold)	36 045 660-46	847.20
Brushed Durabronze (23kt Gold)	36 045 660-28	847.20
Dark Chrome	36 045 660-19	635.40
Brushed Dark Platinum	36 045 660-99	762.40
Matte Black	36 045 660-33	572.30



Required miscellaneous

Concealed wall mounting

- min. recess depth 78 mm
- max. recess depth 103 mm

For details and miscellaneous, see page 583.

		EUR
Concealed rough parts	35 003 970 90	305.40



Tara.

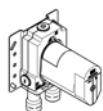
36 120 660



Concealed single-lever mixer with diverter

- automatic diverter
- cover plate Ø 150 mm

		EUR
Chrome	36 120 660-00	532.40
Brushed Chrome	36 120 660-93	692.10
Platinum	36 120 660-08	851.80
Brushed Platinum	36 120 660-06	851.50
Champagne (22kt Gold)	36 120 660-47	1,064.80
Brushed Champagne (23kt Gold)	36 120 660-46	1,064.80
Brushed Durabronze (23kt Gold)	36 120 660-28	1,064.80
Dark Chrome	36 120 660-19	798.70
Brushed Dark Platinum	36 120 660-99	958.30
Matte Black	36 120 660-33	719.10



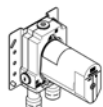
Required miscellaneous

Concealed single-lever mixer

- min. recess depth 80 mm
- max. recess depth 105 mm

For details and miscellaneous, see page 587.

		EUR
Concealed rough parts	35 020 970 90	225.50



Required miscellaneous

Concealed single-lever mixer with backflow preventor

- min. recess depth 80 mm
- max. recess depth 105 mm

For details and miscellaneous, see page 586.

		EUR
Concealed rough parts	35 021 970 90	322.20



Required miscellaneous

xGRID Installation track 555 mm

		EUR
Concealed rough parts	12 360 970 90	106.80



Optional miscellaneous

xGRID Attachment set for integrating in the dry wall construction

		EUR
Concealed rough parts	12 340 970 90	107.50



CL.1



CYO



IMO



Lissé



LULU



Madison



MEM



Meta



Tara.



VAIA



Shower



Concealed articles



Miscellaneous



Kitchen

36 425 892

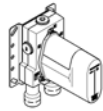
NEW

Concealed thermostat with one function volume control

- cover plate Ø 150 mm
- temperature control handle with safety limit stop at 38 °C
- hot water temperature limiter, can be preset



		EUR
Chrome	36 425 892-00	641.50
Brushed Chrome	36 425 892-93	834.00
Platinum	36 425 892-08	1,026.50
Brushed Platinum	36 425 892-06	1,026.50
Champagne (22kt Gold)	36 425 892-47	1,283.00
Brushed Champagne (23kt Gold)	36 425 892-46	1,283.00
Brushed Durabronze (23kt Gold)	36 425 892-28	1,283.00
Dark Chrome	36 425 892-19	962.40
Brushed Dark Platinum	36 425 892-99	1,154.80
Matte Black	36 425 892-33	866.20



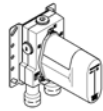
Required miscellaneous

Concealed thermostat

- min. recess depth 80 mm
- max. recess depth 136 mm

For details and miscellaneous, see page 588.

		EUR
Concealed rough parts	35 425 970 90	414.80



Required miscellaneous

Concealed thermostat with built-in isolators

- min. recess depth 80 mm
- max. recess depth 136 mm

For details and miscellaneous, see page 587.

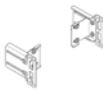
		EUR
Concealed rough parts	35 426 970 90	435.70



Required miscellaneous

xGRID Installation track 555 mm

		EUR
Concealed rough parts	12 360 970 90	106.80



Optional miscellaneous

xGRID Attachment set for integrating in the dry wall construction

		EUR
Concealed rough parts	12 340 970 90	107.50



36 426 892

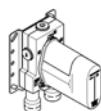
NEW

Concealed thermostat with two function volume control

- rotary diverter with volume control and shut-off function
- cover plate Ø 150 mm
- temperature control handle with safety limit stop at 38 °C
- hot water temperature limiter, can be preset



		EUR
Chrome	36 426 892-00	762.40
Brushed Chrome	36 426 892-93	991.10
Platinum	36 426 892-08	1,219.90
Brushed Platinum	36 426 892-06	1,219.90
Champagne (22kt Gold)	36 426 892-47	1,524.80
Brushed Champagne (23kt Gold)	36 426 892-46	1,524.80
Brushed Durabronz (23kt Gold)	36 426 892-28	1,524.80
Dark Chrome	36 426 892-19	1,143.70
Brushed Dark Platinum	36 426 892-99	1,372.40
Matte Black	36 426 892-33	1,029.20



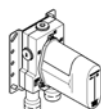
Required miscellaneous

Concealed thermostat with built-in isolators

- min. recess depth 80 mm
- max. recess depth 136 mm

For details and miscellaneous, see page 587.

		EUR
Concealed rough parts	35 426 970 90	435.70



Required miscellaneous

Concealed thermostat

- min. recess depth 80 mm
- max. recess depth 136 mm

For details and miscellaneous, see page 588.

		EUR
Concealed rough parts	35 425 970 90	414.80



Required miscellaneous

xGRID Installation track 555 mm

		EUR
Concealed rough parts	12 360 970 90	106.80



Optional miscellaneous

xGRID Attachment set for integrating in the dry wall construction

		EUR
Concealed rough parts	12 340 970 90	107.50



CL.1



CYO



IMO



Lissé



LULU



Madison



MEM



Meta



Tara.



VAIA



Shower



Concealed articles



Miscellaneous



Kitchen

36 427 892

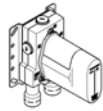
NEW

Concealed thermostat with three function volume control

- rotary diverter with volume control and shut-off function
- cover plate Ø 150 mm
- temperature control handle with safety limit stop at 38 °C
- hot water temperature limiter, can be preset



	EUR	
Chrome	36 427 892-00	795.50
Brushed Chrome	36 427 892-93	1,034.20
Platinum	36 427 892-08	1,272.80
Brushed Platinum	36 427 892-06	1,272.80
Champagne (22kt Gold)	36 427 892-47	1,591.00
Brushed Champagne (23kt Gold)	36 427 892-46	1,591.00
Brushed Durabronze (23kt Gold)	36 427 892-28	1,591.00
Dark Chrome	36 427 892-19	1,193.40
Brushed Dark Platinum	36 427 892-99	1,432.00
Matte Black	36 427 892-33	1,074.00



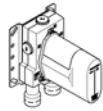
Required miscellaneous

Concealed thermostat

- min. recess depth 80 mm
- max. recess depth 136 mm

For details and miscellaneous, see page 589.

	EUR	
Concealed rough parts	35 427 970 90	434.60



Required miscellaneous

Concealed thermostat with built-in isolators

- min. recess depth 80 mm
- max. recess depth 136 mm

For details and miscellaneous, see page 588.

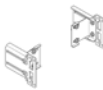
	EUR	
Concealed rough parts	35 428 970 90	455.90



Required miscellaneous

xGRID Installation track 555 mm

	EUR	
Concealed rough parts	12 360 970 90	106.80



Optional miscellaneous

xGRID Attachment set for integrating in the dry wall construction

	EUR	
Concealed rough parts	12 340 970 90	107.50



Tara.

36 501 892 +
36 607 892

NEW

xTOOL Thermostat module with 1 valve

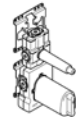
- cover plate Ø 123 mm
- rosette Ø 60 mm
- temperature control handle with safety limit stop at 38 °C
- thermostat cartridge
- head part with cut-to-length spindle and sleeve



		EUR
Chrome	1 x 36 501 892-00	1,081.60
	1 x 36 607 892-00	189.40
Total price:		1,271.00
Brushed Chrome	1 x 36 501 892-93	1,406.10
	1 x 36 607 892-93	246.20
Total price:		1,652.30
Platinum	1 x 36 501 892-08	1,730.60
	1 x 36 607 892-08	303.50
Total price:		2,034.10
Brushed Platinum	1 x 36 501 892-06	1,730.60
	1 x 36 607 892-06	303.50
Total price:		2,034.10
Champagne (22kt Gold)	1 x 36 501 892-47	2,163.20
	1 x 36 607 892-47	378.80
Total price:		2,542.00
Brushed Champagne (23kt Gold)	1 x 36 501 892-46	2,163.20
	1 x 36 607 892-46	378.80
Total price:		2,542.00
Brushed Durabronz (23kt Gold)	1 x 36 501 892-28	2,163.20
	1 x 36 607 892-28	378.80
Total price:		2,542.00
Dark Chrome	1 x 36 501 892-19	1,622.40
	1 x 36 607 892-19	284.10
Total price:		1,906.50
Brushed Dark Platinum	1 x 36 501 892-99	1,946.90
	1 x 36 607 892-99	341.10
Total price:		2,288.00
Matte Black	1 x 36 501 892-33	1,460.20
	1 x 36 607 892-33	256.00
Total price:		1,716.20

Required miscellaneous

		EUR
xTOOL Concealed thermostat module with 1 valve	Concealed rough parts	35 511 970 90
		674.20
<ul style="list-style-type: none"> • min. recess depth 95 mm • max. recess depth 160 mm For details and miscellaneous, see page 591.		



Required miscellaneous

		EUR
xGRID Installation track 555 mm	Concealed rough parts	12 360 970 90
		106.80



Optional miscellaneous

		EUR
xGRID Attachment set for integrating in the dry wall construction	Concealed rough parts	12 340 970 90
		107.50



CL.1



CYO



IMO



Lissé



LULU



Madison



MEM



Meta



Tara.



VAIA



Shower



Concealed articles



Miscellaneous



Kitchen

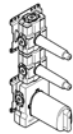
36 503 892 +
2x 36 607 892

NEW xTOOL Thermostat module with 2 valves

- cover plate Ø 123 mm
- rosette Ø 60 mm
- temperature control handle with safety limit stop at 38 °C
- thermostat cartridge
- 2x head part with cut-to-length spindle and sleeve



		EUR
Chrome	1 x 36 503 892-00	1,081.60
	2 x 36 607 892-00	189.40
	Total price:	1,460.40
Brushed Chrome	1 x 36 503 892-93	1,406.10
	2 x 36 607 892-93	246.20
	Total price:	1,898.50
Platinum	1 x 36 503 892-08	1,730.60
	2 x 36 607 892-08	303.50
	Total price:	2,337.60
Brushed Platinum	1 x 36 503 892-06	1,730.60
	2 x 36 607 892-06	303.50
	Total price:	2,337.60
Champagne (22kt Gold)	1 x 36 503 892-47	2,163.20
	2 x 36 607 892-47	378.80
	Total price:	2,920.80
Brushed Champagne (23kt Gold)	1 x 36 503 892-46	2,163.20
	2 x 36 607 892-46	378.80
	Total price:	2,920.80
Brushed Durabrass (23kt Gold)	1 x 36 503 892-28	2,163.20
	2 x 36 607 892-28	378.80
	Total price:	2,920.80
Dark Chrome	1 x 36 503 892-19	1,622.40
	2 x 36 607 892-19	284.10
	Total price:	2,190.60
Brushed Dark Platinum	1 x 36 503 892-99	1,946.90
	2 x 36 607 892-99	341.10
	Total price:	2,629.10
Matte Black	1 x 36 503 892-33	1,460.20
	2 x 36 607 892-33	256.00
	Total price:	1,972.20



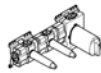
Required miscellaneous

xTOOL Concealed thermostat module with 2 valves

- min. recess depth 95 mm
- max. recess depth 160 mm

For details and miscellaneous, see page 592.

		EUR
Concealed rough parts	35 521 970 90	1,123.80



Required miscellaneous

xTOOL Concealed thermostat module with 2 valves

- min. recess depth 95 mm
- max. recess depth 160 mm

For details and miscellaneous, see page 593.

		EUR
Concealed rough parts	35 524 970 90	1,111.50



Required miscellaneous

xGRID Installation track 555 mm

		EUR
Concealed rough parts	12 360 970 90	106.80



Optional miscellaneous

xGRID Attachment set for integrating in the dry wall construction

		EUR
Concealed rough parts	12 340 970 90	107.50



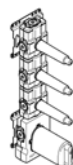
36 503 892 +
3x 36 607 892

NEW xTOOL Thermostat module with 3 valves

- cover plate Ø 123 mm
- rosette Ø 60 mm
- temperature control handle with safety limit stop at 38 °C
- thermostat cartridge
- 3x head part with cut-to-length spindle and sleeve



		EUR
Chrome	1 x 36 503 892-00	1,081.60
	3 x 36 607 892-00	189.40
Total price:		1,649.80
Brushed Chrome	1 x 36 503 892-93	1,406.10
	3 x 36 607 892-93	246.20
Total price:		2,144.70
Platinum	1 x 36 503 892-08	1,730.60
	3 x 36 607 892-08	303.50
Total price:		2,641.10
Brushed Platinum	1 x 36 503 892-06	1,730.60
	3 x 36 607 892-06	303.50
Total price:		2,641.10
Champagne (22kt Gold)	1 x 36 503 892-47	2,163.20
	3 x 36 607 892-47	378.80
Total price:		3,299.60
Brushed Champagne (23kt Gold)	1 x 36 503 892-46	2,163.20
	3 x 36 607 892-46	378.80
Total price:		3,299.60
Brushed Durabronz (23kt Gold)	1 x 36 503 892-28	2,163.20
	3 x 36 607 892-28	378.80
Total price:		3,299.60
Dark Chrome	1 x 36 503 892-19	1,622.40
	3 x 36 607 892-19	284.10
Total price:		2,474.70
Brushed Dark Platinum	1 x 36 503 892-99	1,946.90
	3 x 36 607 892-99	341.10
Total price:		2,970.20
Matte Black	1 x 36 503 892-33	1,460.20
	3 x 36 607 892-33	256.00
Total price:		2,228.20



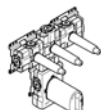
Required miscellaneous

xTOOL Concealed thermostat module with 3 valves

- min. recess depth 95 mm
- max. recess depth 160 mm

For details and miscellaneous, see page 594.

		EUR
Concealed rough parts	35 531 970 90	1,207.70



Required miscellaneous

xTOOL Concealed thermostat module with 3 valves

- min. recess depth 95 mm
- max. recess depth 160 mm

For details and miscellaneous, see page 595.

		EUR
Concealed rough parts	35 534 970 90	1,308.40



Required miscellaneous

xGRID Installation track 555 mm

		EUR
Concealed rough parts	12 360 970 90	106.80



Optional miscellaneous

xGRID Attachment set for integrating in the dry wall construction

		EUR
Concealed rough parts	12 340 970 90	107.50



CL.1



CYO



IMO



Lissé



LULU



Madison



MEM



Meta



Tara.



VAIA



Shower



Concealed articles



Miscellaneous



Kitchen

36 501 892

NEW

xTOOL Concealed thermostat without volume control 1/2"

- cover plate Ø 123 mm
- temperature control handle with safety limit stop at 38 °C
- thermostat cartridge



		EUR
Chrome	36 501 892-00	1,081.60
Brushed Chrome	36 501 892-93	1,406.10
Platinum	36 501 892-08	1,730.60
Brushed Platinum	36 501 892-06	1,730.60
Champagne (22kt Gold)	36 501 892-47	2,163.20
Brushed Champagne (23kt Gold)	36 501 892-46	2,163.20
Brushed Durabronz (23kt Gold)	36 501 892-28	2,163.20
Dark Chrome	36 501 892-19	1,622.40
Brushed Dark Platinum	36 501 892-99	1,946.90
Matte Black	36 501 892-33	1,460.20



Required miscellaneous

xTOOL Concealed thermostat module without volume control

- min. recess depth 95 mm
- max. recess depth 160 mm

For details and miscellaneous, see page 590.

		EUR
Concealed rough parts	35 503 970 90	823.00



Required miscellaneous

xGRID Installation track 555 mm

		EUR
Concealed rough parts	12 360 970 90	106.80



Optional miscellaneous

xGRID Attachment set for integrating in the dry wall construction

		EUR
Concealed rough parts	12 340 970 90	107.50

36 503 892

NEW

xTOOL Concealed thermostat without volume control 3/4"

- cover plate Ø 123 mm
- temperature control handle with safety limit stop at 38 °C
- thermostat cartridge



		EUR
Chrome	36 503 892-00	1,081.60
Brushed Chrome	36 503 892-93	1,406.10
Platinum	36 503 892-08	1,730.60
Brushed Platinum	36 503 892-06	1,730.60
Champagne (22kt Gold)	36 503 892-47	2,163.20
Brushed Champagne (23kt Gold)	36 503 892-46	2,163.20
Brushed Durabronz (23kt Gold)	36 503 892-28	2,163.20
Dark Chrome	36 503 892-19	1,622.40
Brushed Dark Platinum	36 503 892-99	1,946.90
Matte Black	36 503 892-33	1,460.20



Required miscellaneous

xTOOL Concealed thermostat module without volume control

- min. recess depth 95 mm
- max. recess depth 160 mm

For details and miscellaneous, see page 590.

		EUR
Concealed rough parts	35 503 970 90	823.00



Required miscellaneous

xGRID Installation track 555 mm

		EUR
Concealed rough parts	12 360 970 90	106.80



Optional miscellaneous

xGRID Attachment set for integrating in the dry wall construction

		EUR
Concealed rough parts	12 340 970 90	107.50

36 607 892



Wall valve clockwise closing 1/2"

- rosette Ø 55 mm
- head part with cut-to-length spindle and sleeve

		EUR
Chrome	36 607 892-00	189.40
Brushed Chrome	36 607 892-93	246.20
Platinum	36 607 892-08	303.50
Brushed Platinum	36 607 892-06	303.50
Champagne (22kt Gold)	36 607 892-47	378.80
Brushed Champagne (23kt Gold)	36 607 892-46	378.80
Brushed Durabross (23kt Gold)	36 607 892-28	378.80
Dark Chrome	36 607 892-19	284.10
Brushed Dark Platinum	36 607 892-99	341.10
Matte Black	36 607 892-33	256.00



Required miscellaneous

Wall valve 1/2"

- min. recess depth 85 mm
- max. recess depth 145 mm

For details and miscellaneous, see page 595.

		EUR
Concealed rough parts	35 607 970 90	86.60

36 607 882



Wall valve clockwise closing 1/2"

- rosette Ø 55 mm
- head part with cut-to-length spindle and sleeve

		EUR
Chrome	36 607 882-00	216.50
Brushed Chrome	36 607 882-93	281.50
Platinum	36 607 882-08	346.60
Brushed Platinum	36 607 882-06	346.60
Champagne (22kt Gold)	36 607 882-47	433.00
Brushed Champagne (23kt Gold)	36 607 882-46	433.00
Brushed Durabross (23kt Gold)	36 607 882-28	433.00
Dark Chrome	36 607 882-19	324.90
Brushed Dark Platinum	36 607 882-99	389.80
Matte Black	36 607 882-33	292.70



Required miscellaneous

Wall valve 1/2"

- min. recess depth 85 mm
- max. recess depth 145 mm

For details and miscellaneous, see page 595.

		EUR
Concealed rough parts	35 607 970 90	86.60

36 608 892



Wall valve clockwise closing 3/4"

- rosette Ø 55 mm
- head part with cut-to-length spindle and sleeve

		EUR
Chrome	36 608 892-00	189.40
Brushed Chrome	36 608 892-93	246.20
Platinum	36 608 892-08	303.50
Brushed Platinum	36 608 892-06	303.50
Champagne (22kt Gold)	36 608 892-47	378.80
Brushed Champagne (23kt Gold)	36 608 892-46	378.80
Brushed Durabross (23kt Gold)	36 608 892-28	378.80
Dark Chrome	36 608 892-19	284.10
Brushed Dark Platinum	36 608 892-99	341.10
Matte Black	36 608 892-33	256.00



Required miscellaneous

Wall valve 3/4"

- min. recess depth 85 mm
- max. recess depth 145 mm

For details and miscellaneous, see page 596.

		EUR
Concealed rough parts	35 608 970 90	113.40



CL.1



CYO



IMO



Lissé



LULU



Madison



MEM



Meta



Tara.



VAIA



Shower



Concealed articles



Miscellaneous



Kitchen

36 608 882



Wall valve clockwise closing 3/4"

- rosette Ø 55 mm
- head part with cut-to-length spindle and sleeve

		EUR
Chrome	36 608 882-00	216.50
Brushed Chrome	36 608 882-93	281.50
Platinum	36 608 882-08	346.60
Brushed Platinum	36 608 882-06	346.60
Champagne (22kt Gold)	36 608 882-47	433.00
Brushed Champagne (23kt Gold)	36 608 882-46	433.00
Brushed Durabrass (23kt Gold)	36 608 882-28	433.00
Dark Chrome	36 608 882-19	324.90
Brushed Dark Platinum	36 608 882-99	389.80
Matte Black	36 608 882-33	292.70



Required miscellaneous

Wall valve 3/4"

- min. recess depth 85 mm
- max. recess depth 145 mm

For details and miscellaneous, see page 596.

		EUR
Concealed rough parts	35 608 970 90	113.40

20 000 892



Deck valve clockwise closing cold or hot

- hole diameter 32 mm
- rosette Ø 55 mm

		EUR
Chrome	20 000 892-00	214.10
Brushed Chrome	20 000 892-93	278.30
Platinum	20 000 892-08	342.40
Brushed Platinum	20 000 892-06	342.40
Champagne (22kt Gold)	20 000 892-47	428.20
Brushed Champagne (23kt Gold)	20 000 892-46	428.20
Brushed Durabrass (23kt Gold)	20 000 892-28	428.20
Dark Chrome	20 000 892-19	321.10
Brushed Dark Platinum	20 000 892-99	385.00
Matte Black	20 000 892-33	288.90

36 200 892

NEW

Concealed two-way diverter

- rotary diverter
- rosette 60 mm



		EUR
Chrome	36 200 892-00	450.80
Brushed Chrome	36 200 892-93	586.00
Platinum	36 200 892-08	721.40
Brushed Platinum	36 200 892-06	721.40
Champagne (22kt Gold)	36 200 892-47	901.60
Brushed Champagne (23kt Gold)	36 200 892-46	901.60
Brushed Durabrass (23kt Gold)	36 200 892-28	901.60
Dark Chrome	36 200 892-19	676.20
Brushed Dark Platinum	36 200 892-99	811.50
Matte Black	36 200 892-33	608.70



Required miscellaneous

Concealed two-way diverter

- min. recess depth 85 mm
- max. recess depth 160 mm

For details and miscellaneous, see page 596.

		EUR
Concealed rough parts	35 202 970 90	281.70



36 200 882 **NEW** **Concealed two-way diverter**



- rotary diverter
- rosette 60 mm

		EUR
Chrome	36 200 882-00	520.90
Brushed Chrome	36 200 882-93	677.20
Platinum	36 200 882-08	833.70
Brushed Platinum	36 200 882-06	833.70
Champagne (22kt Gold)	36 200 882-47	1,041.80
Brushed Champagne (23kt Gold)	36 200 882-46	1,041.80
Brushed Durabross (23kt Gold)	36 200 882-28	1,041.80
Dark Chrome	36 200 882-19	781.50
Brushed Dark Platinum	36 200 882-99	937.80
Matte Black	36 200 882-33	703.30



Required miscellaneous

Concealed two-way diverter

- min. recess depth 85 mm
- max. recess depth 160 mm

For details and miscellaneous, see page 596.

		EUR
Concealed rough parts	35 202 970 90	281.70

36 210 892 **NEW** **Concealed three-way diverter**



- rotary diverter
- rosette 60 mm

		EUR
Chrome	36 210 892-00	450.80
Brushed Chrome	36 210 892-93	586.00
Platinum	36 210 892-08	721.40
Brushed Platinum	36 210 892-06	721.40
Champagne (22kt Gold)	36 210 892-47	901.60
Brushed Champagne (23kt Gold)	36 210 892-46	901.60
Brushed Durabross (23kt Gold)	36 210 892-28	901.60
Dark Chrome	36 210 892-19	676.20
Brushed Dark Platinum	36 210 892-99	811.50
Matte Black	36 210 892-33	608.70



Required miscellaneous

Concealed three-way diverter

- min. recess depth 85 mm
- max. recess depth 160 mm

For details and miscellaneous, see page 596.

		EUR
Concealed rough parts	35 203 970 90	343.00

36 210 882 **NEW** **Concealed three-way diverter**



- rotary diverter
- rosette 60 mm

		EUR
Chrome	36 210 882-00	520.90
Brushed Chrome	36 210 882-93	677.20
Platinum	36 210 882-08	833.70
Brushed Platinum	36 210 882-06	833.70
Champagne (22kt Gold)	36 210 882-47	1,041.80
Brushed Champagne (23kt Gold)	36 210 882-46	1,041.80
Brushed Durabross (23kt Gold)	36 210 882-28	1,041.80
Dark Chrome	36 210 882-19	781.50
Brushed Dark Platinum	36 210 882-99	937.80
Matte Black	36 210 882-33	703.30



Required miscellaneous

Concealed three-way diverter

- min. recess depth 85 mm
- max. recess depth 160 mm

For details and miscellaneous, see page 596.

		EUR
Concealed rough parts	35 203 970 90	343.00



CL.1



CYO



IMO



Lissé



LULU



Madison



MEM



Meta



Tara.



VAIA



Shower



Concealed articles



Miscellaneous



Kitchen

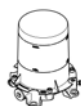
25 863 661



Single-lever bath mixer with stand pipe for free-standing assembly with hand shower set

- **281 mm projection**
- pivotable spout 360°
- spout: circular, air-enriched flow
- complete hand shower set: normal flow
- bar-type hand shower with anti-scale system
- wall bracket
- automatic bath/shower diverter
- total height 1031 - 1101 mm
- stand pipe height 565 - 635 mm
- height up to aerator 899 – 969 mm
- slide-on rosettes Ø 135 mm
- metal shower hose 1250 mm with integrated anti-twist protection
- max. flow 19.5 l/min at 3 bar flow pressure
- max. flow for complete hand shower set 6.8 l/min

Intrinsic protection against back flow.



Required miscellaneous

Concealed floor mounting

- min. recess depth 80 mm
- max. recess depth 150 mm

For details and miscellaneous, see page 596.

		EUR
Chrome	25 863 661-00	3,156.60
Brushed Chrome	25 863 661-93	4,103.60
Brushed Platinum	25 863 661-06	5,050.70
Champagne (22kt Gold)	25 863 661-47	6,313.20
Brushed Champagne (23kt Gold)	25 863 661-46	6,313.20
Brushed Durabross (23kt Gold)	25 863 661-28	6,313.20
Dark Chrome	25 863 661-19	4,734.90
Brushed Dark Platinum	25 863 661-99	5,682.00
Matte Black	25 863 661-33	4,262.40

		EUR
Concealed rough parts	35 945 970 90	799.60

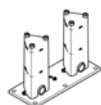
25 943 892



Two-hole bath mixer for free-standing assembly with hand shower set

- **220 mm projection**
- pivotable spout 180°
- hand shower: normal flow
- spout: circular, air-enriched flow
- hand shower with anti-scale system
- rotary diverter for bath/shower
- total height 920 mm
- stand pipes height 628 mm
- height up to aerator 765 mm
- slide-on rosettes Ø 90 mm
- gauge 150 mm
- metal shower hose 1250 mm with integrated anti-twist protection
- pivotable shower holder on the right foot
- max. flow 22 l/min at 3 bar flow pressure
- max. hand shower flow 6.8 l/min

Intrinsic protection against back flow.



Required miscellaneous

Concealed floor mounting

- min. recess depth 80 mm
- max. recess depth 160 mm

For details and miscellaneous, see page 596.

		EUR
Chrome	25 943 892-00	3,670.50
Brushed Chrome	25 943 892-93	4,771.70
Platinum	25 943 892-08	5,872.60
Brushed Platinum	25 943 892-06	5,872.60
Champagne (22kt Gold)	25 943 892-47	7,341.00
Brushed Champagne (23kt Gold)	25 943 892-46	7,341.00
Brushed Durabross (23kt Gold)	25 943 892-28	7,341.00
Dark Chrome	25 943 892-19	5,505.70
Brushed Dark Platinum	25 943 892-99	6,606.60
Matte Black	25 943 892-33	4,954.90

		EUR
Concealed rough parts	35 944 970 90	512.00

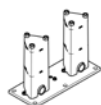
25 943 882



Two-hole bath mixer for free-standing assembly with hand shower set

- **220 mm projection**
- pivotable spout 180°
- spout: circular, air-enriched flow
- hand shower: normal flow
- hand shower with anti-scale system
- rotary diverter for bath/shower
- total height 920 mm
- stand pipes height 628 mm
- height up to aerator 765 mm
- slide-on rosettes Ø 90 mm
- gauge 150 mm
- metal shower hose 1250 mm with integrated anti-twist protection
- pivotable shower holder on the right foot
- max. flow 22 l/min at 3 bar flow pressure
- max. hand shower flow 6.8 l/min

Intrinsic protection against back flow.



Required miscellaneous

Concealed floor mounting

- min. recess depth 80 mm
- max. recess depth 160 mm

For details and miscellaneous, see page 596.

		EUR
Chrome	25 943 882-00	3,997.30
Brushed Chrome	25 943 882-93	5,196.50
Platinum	25 943 882-08	6,395.50
Brushed Platinum	25 943 882-06	6,395.50
Champagne (22kt Gold)	25 943 882-47	7,994.60
Brushed Champagne (23kt Gold)	25 943 882-46	7,994.60
Brushed Durabross (23kt Gold)	25 943 882-28	7,994.60
Dark Chrome	25 943 882-19	5,996.10
Brushed Dark Platinum	25 943 882-99	7,195.30
Matte Black	25 943 882-33	5,396.40

		EUR
Concealed rough parts	35 944 970 90	512.00



25 133 892



Bath mixer for wall mounting with hand shower set

- 240 mm projection
- spout: circular, air-enriched flow
- complete hand shower set: normal flow
- complete hand shower set with anti-scale system
- rotary diverter for bath/shower
- slide-on rosettes Ø 65 mm
- rosette for shower holder Ø 50 mm
- 1/2" connection
- gauge 150 mm - 15 mm
- metal shower hose 1250 mm with integrated anti-twist protection
- max. flow 22 l/min at 3 bar flow pressure
- max. flow for complete hand shower set 6.8 l/min

Intrinsic protection against back flow.

Stand pipes combination possible on request (x-TRA SERVICE).

		EUR
Chrome	25 133 892-00	1,433.30
Brushed Chrome	25 133 892-93	1,863.30
Platinum	25 133 892-08	2,293.90
Brushed Platinum	25 133 892-06	2,293.90
Champagne (22kt Gold)	25 133 892-47	2,866.60
Brushed Champagne (23kt Gold)	25 133 892-46	2,866.60
Brushed Durabronz (23kt Gold)	25 133 892-28	2,866.60
Dark Chrome	25 133 892-19	2,150.00
Brushed Dark Platinum	25 133 892-99	2,580.20
Matte Black	25 133 892-33	1,935.30

25 133 882



Bath mixer for wall mounting with hand shower set

- 240 mm projection
- spout: circular, air-enriched flow
- complete hand shower set: normal flow
- complete hand shower set with anti-scale system
- rotary diverter for bath/shower
- slide-on rosettes Ø 65 mm
- rosette for shower holder Ø 50 mm
- 1/2" connection
- gauge 150 mm - 15 mm
- metal shower hose 1250 mm with integrated anti-twist protection
- max. flow 22 l/min at 3 bar flow pressure
- max. flow for complete hand shower set 6.8 l/min

Intrinsic protection against back flow.

Stand pipes combination possible on request (x-TRA SERVICE).

		EUR
Chrome	25 133 882-00	1,568.50
Brushed Chrome	25 133 882-93	2,039.10
Platinum	25 133 882-08	2,509.20
Brushed Platinum	25 133 882-06	2,509.20
Champagne (22kt Gold)	25 133 882-47	3,137.00
Brushed Champagne (23kt Gold)	25 133 882-46	3,137.00
Brushed Durabronz (23kt Gold)	25 133 882-28	3,137.00
Dark Chrome	25 133 882-19	2,352.80
Brushed Dark Platinum	25 133 882-99	2,823.10
Matte Black	25 133 882-33	2,116.90

27 512 892



Bath shower set for bath rim or tile edge installation

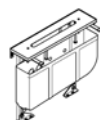
- 220 mm projection
- complete hand shower set: normal flow
- spout: circular, air-enriched flow
- complete hand shower set with anti-scale system
- automatic bath/shower diverter
- height of mixer 290 mm
- height up to aerator 135 mm
- hole diameter spout 32 mm
- deck valve hole diameter 32 mm
- hole diameter for complete hand shower set 32 mm
- rosette for spout Ø 55 mm
- rosette for complete hand shower set Ø 50 mm
- rosette for deck valve Ø 55 mm
- metal shower hose 2250 mm with integrated anti-twist protection
- max. flow 23.5 l/min at 3 bar flow pressure
- max. flow for complete hand shower set 6.8 l/min

Also available with 260 mm or 300 mm projection on request (x-TRA SERVICE).

Intrinsic protection against back flow.

		EUR
Chrome	27 512 892-00	2,067.10
Brushed Chrome	27 512 892-93	2,687.20
Platinum	27 512 892-08	3,307.30
Brushed Platinum	27 512 892-06	3,307.30
Champagne (22kt Gold)	27 512 892-47	4,134.20
Brushed Champagne (23kt Gold)	27 512 892-46	4,134.20
Brushed Durabronz (23kt Gold)	27 512 892-28	4,134.20
Dark Chrome	27 512 892-19	3,100.70
Brushed Dark Platinum	27 512 892-99	3,720.70
Matte Black	27 512 892-33	2,790.40

Optional miscellaneous



Perfecto installation kit

		EUR
	12 614 970 90	1,707.60



Optional miscellaneous

Decorative caps for Perfecto

- 1 pair

		EUR
Chrome	12 801 970-00	52.80
Platinum	12 801 970-08	84.70
Brushed Platinum	12 801 970-06	84.70
Champagne (22kt Gold)	12 801 970-47	105.60
Brushed Champagne (23kt Gold)	12 801 970-46	105.60
Brushed Durabronz (23kt Gold)	12 801 970-28	105.60
Dark Chrome	12 801 970-19	79.40
Brushed Dark Platinum	12 801 970-99	95.00
Matte Black	12 801 970-33	71.70



CL.1



CYO



IMO



Lissé



LULU



Madison



MEM



Meta



Tara.



VAIA



Shower



Concealed articles



Miscellaneous



Kitchen

27 512 882



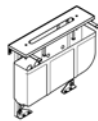
Bath shower set for bath rim or tile edge installation

- **220 mm projection**
- complete hand shower set: normal flow
- spout: circular, air-enriched flow
- complete hand shower set with anti-scale system
- with anti-scale system
- automatic bath/shower diverter
- height of mixer 290 mm
- height up to aerator 135 mm
- hole diameter valve 32 mm
- hole diameter spout 32 mm
- hole diameter for complete hand shower set 32 mm
- rosette for spout Ø 55 mm
- rosette for complete hand shower set Ø 50 mm
- rosette for deck valve Ø 55 mm
- metal shower hose 1750 mm with integrated anti-twist protection
- max. flow 23.5 l/min at 3 bar flow pressure
- max. flow for complete hand shower set 6.8 l/min

Available with 260 mm or 300 mm projection on request (x-TRA SERVICE).

Intrinsic protection against back flow.

		EUR
Chrome	27 512 882-00	2,215.50
Brushed Chrome	27 512 882-93	2,880.20
Platinum	27 512 882-08	3,544.90
Brushed Platinum	27 512 882-06	3,544.90
Champagne (22kt Gold)	27 512 882-47	4,431.00
Brushed Champagne (23kt Gold)	27 512 882-46	4,431.00
Brushed Durabronz (23kt Gold)	27 512 882-28	4,431.00
Dark Chrome	27 512 882-19	3,323.30
Brushed Dark Platinum	27 512 882-99	3,987.70
Matte Black	27 512 882-33	2,991.10



Optional miscellaneous

Perfecto installation kit

	EUR
12 614 970 90	1,707.60



Optional miscellaneous

Decorative caps for Perfecto

- 1 pair

		EUR
Chrome	12 801 970-00	52.80
Platinum	12 801 970-08	84.70
Brushed Platinum	12 801 970-06	84.70
Champagne (22kt Gold)	12 801 970-47	105.60
Brushed Champagne (23kt Gold)	12 801 970-46	105.60
Brushed Durabronz (23kt Gold)	12 801 970-28	105.60
Dark Chrome	12 801 970-19	79.40
Brushed Dark Platinum	12 801 970-99	95.00
Matte Black	12 801 970-33	71.70

13 801 892



Bath spout for wall mounting

- **200 mm projection**
- circular normal flow
- rosette Ø 55 mm
- hole diameter 37 mm
- 1/2" connection
- max. flow 29 l/min at 3 bar flow pressure

		EUR
Chrome	13 801 892-00	594.90
Brushed Chrome	13 801 892-93	773.40
Platinum	13 801 892-08	951.90
Brushed Platinum	13 801 892-06	951.90
Champagne (22kt Gold)	13 801 892-47	1,189.80
Brushed Champagne (23kt Gold)	13 801 892-46	1,189.80
Brushed Durabronz (23kt Gold)	13 801 892-28	1,189.80
Dark Chrome	13 801 892-19	892.30
Brushed Dark Platinum	13 801 892-99	1,070.90
Matte Black	13 801 892-33	803.00



Optional miscellaneous

Concealed wall elbow

- min. recess depth 90 mm
- max. recess depth 163 mm

For details and miscellaneous, see page 603.

		EUR
Concealed rough parts	35 085 970 90	116.90



27 702 979



Hand shower set for bath rim or tile edge installation

- normal flow
- with anti-scale system
- rosette Ø 50 mm
- hole diameter 32 mm
- metal shower hose 1750 mm with integrated anti-twist protection
- max. flow 6.8 l/min

Two-piece design allows hose to later be changed without dismantling the fitting.

Intrinsic protection against back flow.

		EUR
Chrome	27 702 979-00	552.70
Brushed Chrome	27 702 979-93	718.50
Platinum	27 702 979-08	884.20
Brushed Platinum	27 702 979-06	884.20
Champagne (22kt Gold)	27 702 979-47	1,105.40
Brushed Champagne (23kt Gold)	27 702 979-46	1,105.40
Durabrand (23kt Gold)	27 702 979-09	1,105.40
Brushed Durabrand (23kt Gold)	27 702 979-28	1,105.40
Dark Chrome	27 702 979-19	829.10
Brushed Dark Platinum	27 702 979-99	995.00
Matte Black	27 702 979-33	746.20

29 140 892



Two-way diverter for bath rim or tile edge installation

- automatic bath/shower diverter
- hole diameter 32 mm
- rosette Ø 55 mm
- 1/2" connection
- max. flow 64.9 l/min at 3 bar flow pressure

		EUR
Chrome	29 140 892-00	764.30
Brushed Chrome	29 140 892-93	993.60
Platinum	29 140 892-08	1,222.80
Brushed Platinum	29 140 892-06	1,222.80
Champagne (22kt Gold)	29 140 892-47	1,528.60
Brushed Champagne (23kt Gold)	29 140 892-46	1,528.60
Brushed Durabrand (23kt Gold)	29 140 892-28	1,528.60
Dark Chrome	29 140 892-19	1,146.50
Brushed Dark Platinum	29 140 892-99	1,375.60
Matte Black	29 140 892-33	1,031.80

29 140 979



Two-way diverter for bath rim or tile edge installation

- automatic bath/shower diverter
- hole diameter 32 mm
- rosette Ø 50 mm
- 1/2" connection
- max. flow 64.9 l/min at 3 bar flow pressure

		EUR
Chrome	29 140 979-00	759.00
Brushed Chrome	29 140 979-93	986.70
Platinum	29 140 979-08	1,214.20
Brushed Platinum	29 140 979-06	1,214.20
Champagne (22kt Gold)	29 140 979-47	1,518.00
Brushed Champagne (23kt Gold)	29 140 979-46	1,518.00
Brushed Durabrand (23kt Gold)	29 140 979-28	1,518.00
Dark Chrome	29 140 979-19	1,138.50
Brushed Dark Platinum	29 140 979-99	1,366.10
Matte Black	29 140 979-33	1,024.50



CL.1



CYO



IMO



Lissé



LULU



Madison



MEM



Meta



Tara.



VAIA



Shower



Concealed articles



Miscellaneous



Kitchen

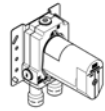
36 120 660



Concealed single-lever mixer with diverter

- automatic diverter
- cover plate Ø 150 mm

		EUR
Chrome	36 120 660-00	532.40
Brushed Chrome	36 120 660-93	692.10
Platinum	36 120 660-08	851.80
Brushed Platinum	36 120 660-06	851.50
Champagne (22kt Gold)	36 120 660-47	1,064.80
Brushed Champagne (23kt Gold)	36 120 660-46	1,064.80
Brushed Durabronze (23kt Gold)	36 120 660-28	1,064.80
Dark Chrome	36 120 660-19	798.70
Brushed Dark Platinum	36 120 660-99	958.30
Matte Black	36 120 660-33	719.10



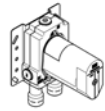
Required miscellaneous

Concealed single-lever mixer

- min. recess depth 80 mm
- max. recess depth 105 mm

For details and miscellaneous, see page 587.

		EUR
Concealed rough parts	35 020 970 90	225.50



Required miscellaneous

Concealed single-lever mixer with backflow preventor

- min. recess depth 80 mm
- max. recess depth 105 mm

For details and miscellaneous, see page 586.

		EUR
Concealed rough parts	35 021 970 90	322.20



Required miscellaneous

xGRID Installation track 555 mm

		EUR
Concealed rough parts	12 360 970 90	106.80



Optional miscellaneous

xGRID Attachment set for integrating in the dry wall construction

		EUR
Concealed rough parts	12 340 970 90	107.50

36 243 970



Pop-up waste and overflow

- drain Ø 52 mm

Also suitable for king-size baths.

		EUR
Chrome	36 243 970-00	210.40
Brushed Chrome	36 243 970-93	273.50
Platinum	36 243 970-08	336.90
Brushed Platinum	36 243 970-06	336.90
Champagne (22kt Gold)	36 243 970-47	420.80
Brushed Champagne (23kt Gold)	36 243 970-46	420.80
Durabronze (23kt Gold)	36 243 970-09	420.80
Brushed Durabronze (23kt Gold)	36 243 970-28	420.80
Dark Chrome	36 243 970-19	315.70
Brushed Dark Platinum	36 243 970-99	378.60
Matte Black	36 243 970-33	284.30



Required miscellaneous

Pop-up waste and overflow

- bowden cable length 725 mm

		EUR
Concealed rough parts	35 227 970 90	170.60

36 247 970



Bath spout with pop-up waste and overflow

- drain Ø 52 mm
- max. flow 27.8 l/min at 3 bar flow pressure

Also suitable for king-size baths.

In combination with 35 021 970 90 concealed single-lever mixer, is intrinsically safe under DIN EN 1717. Alternatively, ensure protection with vacuum breaker 35 150 970 90.

		EUR
Chrome	36 247 970-00	318.30
Brushed Chrome	36 247 970-93	413.80
Platinum	36 247 970-08	509.30
Brushed Platinum	36 247 970-06	509.30
Champagne (22kt Gold)	36 247 970-47	636.60
Brushed Champagne (23kt Gold)	36 247 970-46	636.60
Durabronz (23kt Gold)	36 247 970-09	636.60
Brushed Durabronz (23kt Gold)	36 247 970-28	636.60
Dark Chrome	36 247 970-19	477.50
Brushed Dark Platinum	36 247 970-99	572.80
Matte Black	36 247 970-33	429.60



Required miscellaneous

Bath spout with pop-up waste and overflow

- bowden cable length 725 mm

		EUR
Concealed rough parts	35 248 970 90	469.80



Required miscellaneous

Vacuum breaker

		EUR
Chrome	36 150 970-00	87.30
Brushed Chrome	36 150 970-93	113.50
Platinum	36 150 970-08	139.60
Brushed Platinum	36 150 970-06	139.60
Champagne (22kt Gold)	36 150 970-47	174.60
Brushed Champagne (23kt Gold)	36 150 970-46	174.60
Durabronz (23kt Gold)	36 150 970-09	174.60
Brushed Durabronz (23kt Gold)	36 150 970-28	174.60
Dark Chrome	36 150 970-19	130.90
Brushed Dark Platinum	36 150 970-99	157.00
Matte Black	36 150 970-33	117.90



Required miscellaneous

Vacuum breaker

- 3/4" connection

		EUR
Concealed rough parts	35 150 970 90	299.60

83 400 979



Tumbler holder wall model

- crystal glass, transparent
- width 60 mm
- height 120 mm
- 110 mm projection

		EUR
Brushed Dark Platinum	83 400 979-99	477.80



Optional miscellaneous

Crystal tumbler

		EUR
	08 90 00 008 84	57.00



CL.1



CYO



IMO



Lissé



LULU



Madison



MEM



Meta



Tara.



VAIA



Shower



Concealed articles



Miscellaneous



Kitchen

83 030 892



Bath grip

- gauge 300 mm
- width 355 mm
- height 55 mm
- rosette Ø 55 mm
- 80 mm projection

		EUR
Chrome	83 030 892-00	354.80
Brushed Chrome	83 030 892-93	461.20
Platinum	83 030 892-08	567.50
Brushed Platinum	83 030 892-06	567.50
Champagne (22kt Gold)	83 030 892-47	709.60
Brushed Champagne (23kt Gold)	83 030 892-46	709.60
Brushed Durabronze (23kt Gold)	83 030 892-28	709.60
Dark Chrome	83 030 892-19	532.20
Brushed Dark Platinum	83 030 892-99	638.60
Matte Black	83 030 892-33	479.00

83 045 892



Towel bar

- gauge 450 mm
- width 505 mm
- height 55 mm
- rosette Ø 55 mm
- 81 mm projection

Goes with TARA

		EUR
Chrome	83 045 892-00	370.90
Brushed Chrome	83 045 892-93	482.20
Platinum	83 045 892-08	593.50
Brushed Platinum	83 045 892-06	593.50
Champagne (22kt Gold)	83 045 892-47	741.80
Brushed Champagne (23kt Gold)	83 045 892-46	741.80
Brushed Durabronze (23kt Gold)	83 045 892-28	741.80
Dark Chrome	83 045 892-19	556.30
Brushed Dark Platinum	83 045 892-99	667.40
Matte Black	83 045 892-33	500.70

83 060 892



Towel bar

- gauge 600 mm
- width 655 mm
- height 55 mm
- rosette Ø 55 mm
- 81 mm projection

Goes with TARA

		EUR
Chrome	83 060 892-00	382.50
Brushed Chrome	83 060 892-93	497.30
Platinum	83 060 892-08	611.90
Brushed Platinum	83 060 892-06	611.90
Champagne (22kt Gold)	83 060 892-47	765.00
Brushed Champagne (23kt Gold)	83 060 892-46	765.00
Brushed Durabronze (23kt Gold)	83 060 892-28	765.00
Dark Chrome	83 060 892-19	573.90
Brushed Dark Platinum	83 060 892-99	688.60
Matte Black	83 060 892-33	516.50

83 080 892



Towel bar

- gauge 800 mm
- width 855 mm
- height 55 mm
- rosette Ø 55 mm
- 81 mm projection

Goes with TARA

		EUR
Chrome	83 080 892-00	404.00
Brushed Chrome	83 080 892-93	525.20
Platinum	83 080 892-08	646.30
Brushed Platinum	83 080 892-06	646.30
Champagne (22kt Gold)	83 080 892-47	808.00
Brushed Champagne (23kt Gold)	83 080 892-46	808.00
Brushed Durabronze (23kt Gold)	83 080 892-28	808.00
Dark Chrome	83 080 892-19	606.00
Brushed Dark Platinum	83 080 892-99	727.30
Matte Black	83 080 892-33	545.30

83 211 892



Towel bar 1-piece non-swivel

- rosette Ø 55 mm
- 445 mm projection

		EUR
Chrome	83 211 892-00	230.80
Brushed Chrome	83 211 892-93	300.00
Platinum	83 211 892-08	369.50
Brushed Platinum	83 211 892-06	369.50
Champagne (22kt Gold)	83 211 892-47	461.60
Brushed Champagne (23kt Gold)	83 211 892-46	461.60
Brushed Durabronze (23kt Gold)	83 211 892-28	461.60
Dark Chrome	83 211 892-19	346.20
Brushed Dark Platinum	83 211 892-99	415.60
Matte Black	83 211 892-33	311.70



83 210 892



Towel bar in two parts non-swivel

- width 90 mm
- height 55 mm
- rosette Ø 55 mm
- 460 mm projection

		EUR
Chrome	83 210 892-00	358.80
Brushed Chrome	83 210 892-93	466.40
Platinum	83 210 892-08	573.90
Brushed Platinum	83 210 892-06	573.90
Champagne (22kt Gold)	83 210 892-47	717.60
Brushed Champagne (23kt Gold)	83 210 892-46	717.60
Brushed Durabronze (23kt Gold)	83 210 892-28	717.60
Dark Chrome	83 210 892-19	538.20
Brushed Dark Platinum	83 210 892-99	645.80
Matte Black	83 210 892-33	484.30

83 200 892



Towel ring round

- width 185 mm
- rosette Ø 55 mm
- 80 mm projection

		EUR
Chrome	83 200 892-00	224.20
Brushed Chrome	83 200 892-93	291.50
Platinum	83 200 892-08	358.80
Brushed Platinum	83 200 892-06	358.80
Champagne (22kt Gold)	83 200 892-47	448.40
Brushed Champagne (23kt Gold)	83 200 892-46	448.40
Brushed Durabronze (23kt Gold)	83 200 892-28	448.40
Dark Chrome	83 200 892-19	336.30
Brushed Dark Platinum	83 200 892-99	403.50
Matte Black	83 200 892-33	302.70

83 251 220



Hooks

- 55 mm projection

Goes with ELIO, ENO, META SQUARE, SYNC, TARA ULTRA and MEM

		EUR
Chrome	83 251 220-00	42.70
Brushed Chrome	83 251 220-93	55.50
Platinum	83 251 220-08	68.10
Brushed Platinum	83 251 220-06	68.10
Champagne (22kt Gold)	83 251 220-47	85.40
Brushed Champagne (23kt Gold)	83 251 220-46	85.40
Durabronze (23kt Gold)	83 251 220-09	85.40
Brushed Durabronze (23kt Gold)	83 251 220-28	85.40
Dark Chrome	83 251 220-19	64.00
Brushed Dark Platinum	83 251 220-99	76.80
Matte Black	83 251 220-33	57.70

83 251 979



Hooks

- rosette Ø 40 mm
- 50 mm projection

Goes with ELIO, ENO, META SQUARE, SYNC, TARA, TARA ULTRA and MEM

		EUR
Chrome	83 251 979-00	69.90
Brushed Chrome	83 251 979-93	90.90
Brushed Platinum	83 251 979-06	112.00
Champagne (22kt Gold)	83 251 979-47	139.80
Brushed Champagne (23kt Gold)	83 251 979-46	139.80
Brushed Durabronze (23kt Gold)	83 251 979-28	139.80
Dark Chrome	83 251 979-19	104.90
Brushed Dark Platinum	83 251 979-99	125.70
Matte Black	83 251 979-33	94.40

83 256 979



Hooks in two parts

- width 80 mm
- rosette Ø 40 mm
- 55 mm projection

Goes with ELIO, ENO, META SQUARE, SYNC, TARA, TARA ULTRA and MEM

		EUR
Chrome	83 256 979-00	129.60
Brushed Chrome	83 256 979-93	168.50
Brushed Platinum	83 256 979-06	207.80
Champagne (22kt Gold)	83 256 979-47	259.20
Brushed Champagne (23kt Gold)	83 256 979-46	259.20
Brushed Durabronze (23kt Gold)	83 256 979-28	259.20
Dark Chrome	83 256 979-19	194.40
Brushed Dark Platinum	83 256 979-99	233.50
Matte Black	83 256 979-33	175.00



CL.1



CYO



IMO



Lissé



LULU



Madison



MEM



Meta



Tara.



VAIA



Shower



Concealed articles



Miscellaneous



Kitchen

83 410 979



Soap dish wall model

- width 120 mm
- height 20 mm
- 145 mm projection

		EUR
Chrome	83 410 979-00	275.40
Brushed Chrome	83 410 979-93	358.00
Platinum	83 410 979-08	440.60
Brushed Platinum	83 410 979-06	440.60
Champagne (22kt Gold)	83 410 979-47	550.80
Brushed Champagne (23kt Gold)	83 410 979-46	550.80
Durabrass (23kt Gold)	83 410 979-09	550.80
Brushed Durabrass (23kt Gold)	83 410 979-28	550.80
Dark Chrome	83 410 979-19	413.20
Brushed Dark Platinum	83 410 979-99	495.80
Matte Black	83 410 979-33	371.80

84 410 780



Soap dish free-standing model

- 119 x 119 x 10 mm

		EUR
Chrome	84 410 780-00	335.00
Brushed Chrome	84 410 780-93	435.50
Platinum	84 410 780-08	535.70
Brushed Platinum	84 410 780-06	535.70
Champagne (22kt Gold)	84 410 780-47	670.00
Brushed Champagne (23kt Gold)	84 410 780-46	670.00
Brushed Durabrass (23kt Gold)	84 410 780-28	670.00
Dark Chrome	84 410 780-19	502.60
Brushed Dark Platinum	84 410 780-99	603.00
Matte Black	84 410 780-33	452.30

83 435 970



Dispenser wall model

- bottle made of crystal glass, matt
- width 60 mm
- height 200 mm
- 250 ml bottle
- 96 mm projection

		EUR
Chrome	83 435 970-00	435.60
Brushed Chrome	83 435 970-93	566.30
Platinum	83 435 970-08	696.90
Brushed Platinum	83 435 970-06	696.90
Champagne (22kt Gold)	83 435 970-47	871.20
Brushed Champagne (23kt Gold)	83 435 970-46	871.20
Brushed Durabrass (23kt Gold)	83 435 970-28	871.20
Dark Chrome	83 435 970-19	653.40
Brushed Dark Platinum	83 435 970-99	784.10
Matte Black	83 435 970-33	588.10

83 435 892



Dispenser wall model

- bottle made of crystal glass, matt
- width 60 mm
- height 200 mm
- rosette Ø 55 mm
- 250 ml bottle
- 144 mm projection

		EUR
Chrome	83 435 892-00	455.40
Brushed Chrome	83 435 892-93	592.00
Platinum	83 435 892-08	728.60
Brushed Platinum	83 435 892-06	728.60
Champagne (22kt Gold)	83 435 892-47	910.80
Brushed Champagne (23kt Gold)	83 435 892-46	910.80
Brushed Durabrass (23kt Gold)	83 435 892-28	910.80
Dark Chrome	83 435 892-19	683.20
Brushed Dark Platinum	83 435 892-99	819.60
Matte Black	83 435 892-33	614.80

84 435 970



Dispenser free-standing model

- bottle made of crystal glass, matt
- width 60 mm
- height 200 mm
- 250 ml bottle
- 59 mm projection

Goes with ELIO, ENO, META SQUARE, SYNC, TARA, TARA ULTRA and MEM

		EUR
Chrome	84 435 970-00	401.30
Brushed Chrome	84 435 970-93	521.70
Platinum	84 435 970-08	641.60
Brushed Platinum	84 435 970-06	641.60
Champagne (22kt Gold)	84 435 970-47	802.60
Brushed Champagne (23kt Gold)	84 435 970-46	802.60
Brushed Durabrass (23kt Gold)	84 435 970-28	802.60
Dark Chrome	84 435 970-19	602.10
Brushed Dark Platinum	84 435 970-99	722.40
Matte Black	84 435 970-33	541.70



83 400 979



Tumbler holder wall model

- crystal glass, transparent
- width 60 mm
- height 120 mm
- 110 mm projection

		EUR
Chrome	83 400 979-00	265.50
Brushed Chrome	83 400 979-93	345.20
Brushed Platinum	83 400 979-06	424.80
Champagne (22kt Gold)	83 400 979-47	531.00
Brushed Champagne (23kt Gold)	83 400 979-46	531.00
Dark Chrome	83 400 979-19	398.30
Matte Black	83 400 979-33	358.30
Platinum	83 400 979-08	424.80
Brushed Durabronze (23kt Gold)	83 400 979-28	531.00
Brushed Dark Platinum	83 400 979-99	477.80



Optional miscellaneous

		EUR
Crystal tumbler	08 90 00 008 84	57.00

83 401 979



Tumbler holder wall model

- crystal glass brush holder, matte
- width 60 mm
- height 120 mm
- 110 mm projection

		EUR
Chrome	83 401 979-00	265.50
Brushed Chrome	83 401 979-93	345.20
Platinum	83 401 979-08	424.80
Brushed Platinum	83 401 979-06	424.80
Champagne (22kt Gold)	83 401 979-47	531.00
Brushed Champagne (23kt Gold)	83 401 979-46	531.00
Durabronze (23kt Gold)	83 401 979-09	531.00
Brushed Durabronze (23kt Gold)	83 401 979-28	531.00
Dark Chrome	83 401 979-19	398.30
Brushed Dark Platinum	83 401 979-99	477.80
Matte Black	83 401 979-33	358.30



Optional miscellaneous

		EUR
Crystal tumbler	08 90 00 008 82	68.00

83 481 970



Shelf wall model

- width 200 mm
- height 26 mm
- 100 mm projection
- **without grid element**

		EUR
Chrome	83 481 970-00	125.90
Brushed Chrome	83 481 970-93	163.70
Platinum	83 481 970-08	201.60
Brushed Platinum	83 481 970-06	201.50
Champagne (22kt Gold)	83 481 970-47	251.80
Brushed Champagne (23kt Gold)	83 481 970-46	251.80
Brushed Durabronze (23kt Gold)	83 481 970-28	251.80
Dark Chrome	83 481 970-19	189.00
Brushed Dark Platinum	83 481 970-99	226.80
Matte Black	83 481 970-33	170.10

Required miscellaneous

		EUR
Grid element	Matte Black	82 481 970-33 48.10
• plastic grid elements	Creamy White	82 481 970-51 48.10
	Light Grey	82 481 970-52 48.10
	Taupe	82 481 970-53 48.10



CL.1



CYO



IMO



Lissé



LULU



Madison



MEM



Meta



Tara.



VAIA



Shower



Concealed articles




Miscellaneous



Kitchen

83 482 970



Shelf wall model

- width 300 mm
- height 26 mm
- 100 mm projection
- **without grid element**

		EUR
Chrome	83 482 970-00	149.50
Brushed Chrome	83 482 970-93	194.40
Platinum	83 482 970-08	239.30
Brushed Platinum	83 482 970-06	239.10
Champagne (22kt Gold)	83 482 970-47	299.00
Brushed Champagne (23kt Gold)	83 482 970-46	299.00
Brushed Durabrass (23kt Gold)	83 482 970-28	299.00
Dark Chrome	83 482 970-19	224.20
Brushed Dark Platinum	83 482 970-99	269.20
Matte Black	83 482 970-33	202.00

Required miscellaneous

Grid element

- plastic grid elements

		EUR
Matte Black	82 482 970-33	63.60
Creamy White	82 482 970-51	63.60
Light Grey	82 482 970-52	63.60
Taupe	82 482 970-53	63.60

83 281 530

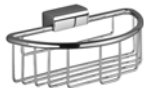


Corner soap basket

- width 150 mm
- height 40 mm
- 165 mm projection

		EUR
Chrome	83 281 530-00	216.20
Brushed Chrome	83 281 530-93	281.10
Platinum	83 281 530-08	345.70
Brushed Platinum	83 281 530-06	345.70
Champagne (22kt Gold)	83 281 530-47	432.40
Brushed Champagne (23kt Gold)	83 281 530-46	432.40
Brushed Durabrass (23kt Gold)	83 281 530-28	432.40
Dark Chrome	83 281 530-19	324.20
Brushed Dark Platinum	83 281 530-99	388.90
Matte Black	83 281 530-33	291.70

83 290 970

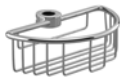


Shower basket for wall mounting

- width 200 mm
- height 70 mm
- 115 mm projection

		EUR
Chrome	83 290 970-00	210.90
Brushed Chrome	83 290 970-93	274.20
Platinum	83 290 970-08	337.50
Brushed Platinum	83 290 970-06	337.50
Champagne (22kt Gold)	83 290 970-47	421.80
Brushed Champagne (23kt Gold)	83 290 970-46	421.80
Brushed Durabrass (23kt Gold)	83 290 970-28	421.80
Dark Chrome	83 290 970-19	316.40
Brushed Dark Platinum	83 290 970-99	379.70
Matte Black	83 290 970-33	284.80

82 290 970



Shower basket for subsequent mounting on riser

- width 200 mm
- height 62 mm
- 125 mm projection

		EUR
Chrome	82 290 970-00	210.90
Brushed Chrome	82 290 970-93	274.20
Platinum	82 290 970-08	337.50
Brushed Platinum	82 290 970-06	337.50
Champagne (22kt Gold)	82 290 970-47	421.80
Brushed Champagne (23kt Gold)	82 290 970-46	421.80
Brushed Durabrass (23kt Gold)	82 290 970-28	421.80
Dark Chrome	82 290 970-19	316.40
Brushed Dark Platinum	82 290 970-99	379.70
Matte Black	82 290 970-33	284.80



83 500 892



Tissue holder without cover

- width 152 mm
- height 100 mm
- rosette Ø 55 mm
- 72 mm projection

		EUR
Chrome	83 500 892-00	224.20
Brushed Chrome	83 500 892-93	291.50
Platinum	83 500 892-08	358.80
Brushed Platinum	83 500 892-06	358.80
Champagne (22kt Gold)	83 500 892-47	448.40
Brushed Champagne (23kt Gold)	83 500 892-46	448.40
Brushed Durabronz (23kt Gold)	83 500 892-28	448.40
Dark Chrome	83 500 892-19	336.30
Brushed Dark Platinum	83 500 892-99	403.50
Matte Black	83 500 892-33	302.70

83 510 892



Tissue holder with cover

- width 152 mm
- height 100 mm
- rosette Ø 55 mm
- 77 mm projection

		EUR
Chrome	83 510 892-00	275.50
Brushed Chrome	83 510 892-93	358.20
Platinum	83 510 892-08	440.70
Brushed Platinum	83 510 892-06	440.70
Champagne (22kt Gold)	83 510 892-47	551.00
Brushed Champagne (23kt Gold)	83 510 892-46	551.00
Brushed Durabronz (23kt Gold)	83 510 892-28	551.00
Dark Chrome	83 510 892-19	413.30
Brushed Dark Platinum	83 510 892-99	496.20
Matte Black	83 510 892-33	372.00

83 590 892



Reserve tissue holder

- width 55 mm
- height 55 mm
- rosette Ø 55 mm
- 135 mm projection

		EUR
Chrome	83 590 892-00	224.20
Brushed Chrome	83 590 892-93	291.50
Platinum	83 590 892-08	358.80
Brushed Platinum	83 590 892-06	358.80
Champagne (22kt Gold)	83 590 892-47	448.40
Brushed Champagne (23kt Gold)	83 590 892-46	448.40
Brushed Durabronz (23kt Gold)	83 590 892-28	448.40
Dark Chrome	83 590 892-19	336.30
Brushed Dark Platinum	83 590 892-99	403.50
Matte Black	83 590 892-33	302.70



CL.1



CYO



IMO



Lissé



LULU



Madison



MEM



Meta



Tara.



VAIA



Shower



Concealed articles



Miscellaneous



Kitchen

83 900 892



Toilet brush set wall model

- crystal glass brush holder, matte
- brush, matte black
- width 110 mm
- height 415 mm
- 180 mm projection



Optional miscellaneous

Brush matte black

90 18 50 601 00 90

EUR

34.00



Optional miscellaneous

Glass matte

08 90 04 008 82

EUR

81.00



Optional miscellaneous

Brush handle

		EUR
Chrome	90 20 97 507 00-00	87.00
Brushed Chrome	90 20 97 507 00-93	104.00
Platinum	90 20 97 507 00-08	173.00
Brushed Platinum	90 20 97 507 00-06	164.00
Brushed Durabrass (23kt Gold)	90 20 97 507 00-28	203.00
Dark Chrome	90 20 97 507 00-19	114.00
Brushed Dark Platinum	90 20 97 507 00-99	136.00
Matte Black	90 20 97 507 00-33	115.00

12 660 979



Cover plate for the concealed WC cistern made by TeCe

- cover plate 150 x 240 x 15 mm
- flush handle with rotary operation and two-volume technology (full flush/partial flush)

This product is compatible with the following TECE products:

- TECEprofil dry wall construction, article numbers: 9300300, 9300322, 9300301, 9300344, 9300309, 9300303, 9300388, 9300366, 9300100, 9300101
- TECEbox wet wall construction, article numbers: 9370300, 9375300, 9371300

		EUR
Chrome	12 660 979-00	811.30
Brushed Chrome	12 660 979-93	1,054.70
Platinum	12 660 979-08	1,298.30
Brushed Platinum	12 660 979-06	1,298.30
Champagne (22kt Gold)	12 660 979-47	1,622.60
Brushed Champagne (23kt Gold)	12 660 979-46	1,622.60
Brushed Durabrass (23kt Gold)	12 660 979-28	1,622.60
Dark Chrome	12 660 979-19	1,216.90
Brushed Dark Platinum	12 660 979-99	1,460.40
Matte Black	12 660 979-33	1,095.20





VAIA

Sieger Design

Basin
from page 454

Bidet
from page 463

Shower
from page 464

Thermostats, Mixers,
Diverter and Valves
from page 488

Bath
from page 498

Accessories
from page 503



CL.1



CYO



IMO



Lissé



LULU



Madison



MEM



Meta



Tara.



VAIA



Shower



Concealed
articles



Miscellaneous



Kitchen

Detailed product information, documents, dimensional drawings and 3D objects can be found online at www.dornbracht.com.

Basin fittings overview

Single-lever basin mixers

106 mm projection



33 505 809
33 522 809*

123 mm projection



33 510 809
33 525 809*

167 mm projection



33 500 809
33 521 809*

With raised base

201 mm projection



33 534 809*

Single-hole basin mixer

201 mm projection



22 513 809

Single-hole basin mixer with standpipe

201 mm projection



22 585 809

Three-hole basin mixers

168 mm projection



20 713 809



20 713 819

165 mm projection



20 705 809

165 mm projection



20 705 819

Deck-mounted basin spout

168 mm projection



13 716 809*

Pillar tap



17 500 809

Wall-mounted single-lever basin mixers

125 mm projection



36 867 809

190 mm projection



36 860 809

Wall-mounted basin mixers

125 mm projection



36 702 809

190 mm projection



36 702 819



36 712 809



36 712 819

Wall-mounted basin spout

190 mm projection



13 800 809

Wall-mounted valve



30 010 809



Overview of bath fittings

Freestanding bath fittings



25 863 809



25 943 809



25 943 819

Bath shower sets/five-hole mixers



27 522 809



27 522 819



27 632 809

Bath spout



13 801 809

Hand shower



27 702 809

Single-lever mixers



29 300 809



36 120 809



29 140 809

Diverter

Integrated bath filler



36 247 970

Miscellaneous



36 243 970



CL.1



CYO



IMO



Lissé



LULU



Madison



MEM



Meta



Tara.



VAIA



Shower



Concealed articles



Miscellaneous



Kitchen

33 505 809 **NEW** **Single-lever basin mixer with pop-up waste**

- 106 mm projection
- fixed spout
- circular, air-enriched flow
- height of mixer 141 mm
- height up to aerator 56 mm
- hole diameter 35 mm
- 2x screw-in M 8 x 1 pressure hose, leak-tested
- max. flow 5.7 l/min
- lead-free

Only suitable for basins with an overflow.



		EUR
Chrome	33 505 809-00	468.80
Platinum	33 505 809-08	750.00
Brushed Platinum	33 505 809-06	750.00
Champagne (22kt Gold)	33 505 809-47	937.60
Brushed Champagne (23kt Gold)	33 505 809-46	937.60
Brushed Durabronze (23kt Gold)	33 505 809-28	937.60
Dark Chrome	33 505 809-19	703.20
Brushed Dark Platinum	33 505 809-99	843.80

33 522 809 **NEW** **Single-lever basin mixer without pop-up waste**

- 106 mm projection
- fixed spout
- circular, air-enriched flow
- height of mixer 141 mm
- height up to aerator 56 mm
- hole diameter 35 mm
- 2x screw-in M 8 x 1 pressure hose, leak-tested
- max. flow 5.7 l/min
- lead-free



		EUR
Chrome	33 522 809-00	428.70
Platinum	33 522 809-08	685.90
Brushed Platinum	33 522 809-06	685.90
Champagne (22kt Gold)	33 522 809-47	857.40
Brushed Champagne (23kt Gold)	33 522 809-46	857.40
Brushed Durabronze (23kt Gold)	33 522 809-28	857.40
Dark Chrome	33 522 809-19	643.10
Brushed Dark Platinum	33 522 809-99	771.70

33 510 809 **Single-lever basin mixer with pop-up waste**

- 123 mm projection
- pivotable spout 360°
- circular, air-enriched flow
- height of mixer 274 mm
- height up to aerator 220 mm
- hole diameter 35 mm
- 2x screw-in M 8 x 1 pressure hose, leak-tested
- max. flow 5.7 l/min
- lead-free

Only suitable for basins with an overflow.



		EUR
Chrome	33 510 809-00	818.70
Platinum	33 510 809-08	1,309.80
Brushed Platinum	33 510 809-06	1,309.80
Champagne (22kt Gold)	33 510 809-47	1,637.40
Brushed Champagne (23kt Gold)	33 510 809-46	1,637.40
Brushed Durabronze (23kt Gold)	33 510 809-28	1,637.40
Dark Chrome	33 510 809-19	1,228.20
Brushed Dark Platinum	33 510 809-99	1,473.70



Product alternative
Single-lever basin mixer without pop-up waste
 • without pop-up waste

		EUR
Chrome	33 525 809-00	751.80
Platinum	33 525 809-08	1,202.80
Brushed Platinum	33 525 809-06	1,202.80
Champagne (22kt Gold)	33 525 809-47	1,503.60
Brushed Champagne (23kt Gold)	33 525 809-46	1,503.60
Brushed Durabronze (23kt Gold)	33 525 809-28	1,503.60
Dark Chrome	33 525 809-19	1,127.70
Brushed Dark Platinum	33 525 809-99	1,353.10

33 500 809 **Single-lever basin mixer with pop-up waste**

- 167 mm projection
- pivotable spout 360°
- circular, air-enriched flow
- height of mixer 306 mm
- height up to aerator 220 mm
- hole diameter 35 mm
- 2x screw-in M 8 x 1 pressure hose, leak-tested
- max. flow 5.7 l/min
- lead-free

Only suitable for basins with an overflow.



		EUR
Chrome	33 500 809-00	865.70
Platinum	33 500 809-08	1,385.20
Brushed Platinum	33 500 809-06	1,384.80
Champagne (22kt Gold)	33 500 809-47	1,731.40
Brushed Champagne (23kt Gold)	33 500 809-46	1,731.40
Brushed Durabronze (23kt Gold)	33 500 809-28	1,731.40
Dark Chrome	33 500 809-19	1,298.70
Brushed Dark Platinum	33 500 809-99	1,558.20



Product alternative
Single-lever basin mixer without pop-up waste
 • without pop-up waste

		EUR
Chrome	33 521 809-00	798.70
Platinum	33 521 809-08	1,277.70
Brushed Platinum	33 521 809-06	1,277.50
Champagne (22kt Gold)	33 521 809-47	1,597.40
Brushed Champagne (23kt Gold)	33 521 809-46	1,597.40
Brushed Durabronze (23kt Gold)	33 521 809-28	1,597.40
Dark Chrome	33 521 809-19	1,197.90
Brushed Dark Platinum	33 521 809-99	1,437.50



33 534 809



Single-lever basin mixer with raised base without pop-up waste

- 201 mm projection
- pivotable spout 360°
- circular, air-enriched flow
- height of mixer 414 mm
- height up to aerator 316 mm
- hole diameter 35 mm
- 2x screw-in M 8 x 1 pressure hose, leak-tested
- max. flow 5.7 l/min
- lead-free

for use on counter-top bowls

		EUR
Chrome	33 534 809-00	1,123.20
Platinum	33 534 809-08	1,797.20
Brushed Platinum	33 534 809-06	1,797.10
Champagne (22kt Gold)	33 534 809-47	2,246.40
Brushed Champagne (23kt Gold)	33 534 809-46	2,246.40
Brushed Durabronze (23kt Gold)	33 534 809-28	2,246.40
Dark Chrome	33 534 809-19	1,684.80
Brushed Dark Platinum	33 534 809-99	2,021.80

22 513 809

NEW



Single-hole basin mixer with pop-up waste

- 167 mm projection
- pivotable spout 360°
- circular, air-enriched flow
- height of mixer 307 mm
- height up to aerator 221 mm
- hole diameter 35 mm
- rosette Ø 60 mm
- 2x screw-in M 10 x 1 pressure hose, leak-tested
- max. flow 5.7 l/min
- lead-free

Only suitable for basins with an overflow.

		EUR
Chrome	22 513 809-00	866.30
Platinum	22 513 809-08	1,386.00
Brushed Platinum	22 513 809-06	1,386.00
Champagne (22kt Gold)	22 513 809-47	1,732.60
Brushed Champagne (23kt Gold)	22 513 809-46	1,732.60
Brushed Durabronze (23kt Gold)	22 513 809-28	1,732.60
Dark Chrome	22 513 809-19	1,299.50
Brushed Dark Platinum	22 513 809-99	1,559.30

22 585 809

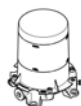
NEW



Single-hole basin mixer with stand pipe without pop-up waste

- 202 mm projection
- pivotable spout 360°
- circular, air-enriched flow
- total height 1251 - 1321 mm
- height up to aerator 1152 - 1222 mm
- rosette Ø 135 mm
- max. flow 5.7 l/min
- lead-free

Required miscellaneous



- Concealed floor mounting**
- min. recess depth 80 mm
 - max. recess depth 150 mm

For details and miscellaneous, see page 596.

		EUR
Chrome	22 585 809-00	2,052.60
Platinum	22 585 809-08	3,284.20
Brushed Platinum	22 585 809-06	3,284.20
Champagne (22kt Gold)	22 585 809-47	4,105.20
Brushed Champagne (23kt Gold)	22 585 809-46	4,105.20
Brushed Durabronze (23kt Gold)	22 585 809-28	4,105.20
Dark Chrome	22 585 809-19	3,079.00
Brushed Dark Platinum	22 585 809-99	3,694.80

		EUR
Concealed rough parts	35 945 970 90	799.60

20 705 809

NEW



Three-hole basin mixer with pop-up waste

- 165 mm projection
- pivotable spout 360°
- circular, air-enriched flow
- height of mixer 144 mm
- height up to aerator 90 mm
- deck valve hole diameter 32 mm
- hole diameter spout 35 mm
- rosette Ø 60 mm
- max. flow 5.7 l/min
- lead-free

Only suitable for sinks without an overflow.

		EUR
Chrome	20 705 809-00	1,326.80
Platinum	20 705 809-08	2,122.70
Brushed Platinum	20 705 809-06	2,122.70
Champagne (22kt Gold)	20 705 809-47	2,653.60
Brushed Champagne (23kt Gold)	20 705 809-46	2,653.60
Brushed Durabronze (23kt Gold)	20 705 809-28	2,653.60
Dark Chrome	20 705 809-19	1,990.20
Brushed Dark Platinum	20 705 809-99	2,388.10

Optional miscellaneous



- High pressure hoses**
- 2x 1/2" x 3/8" high pressure hose

		EUR
High pressure hoses	12 506 970 90	86.40



CL.1



CYO



IMO



Lissé



LULU



Madison



MEM



Meta



Tara.



VAIA



Shower



Concealed articles



Miscellaneous



Kitchen

20 705 819

NEW

Three-hole basin mixer with pop-up waste



- 165 mm projection
- pivotable spout 360°
- circular, air-enriched flow
- height of mixer 144 mm
- height up to aerator 90 mm
- deck valve hole diameter 32 mm
- hole diameter spout 35 mm
- rosette Ø 60 mm
- max. flow 5.7 l/min
- lead-free

Only suitable for basins with an overflow.

		EUR
Chrome	20 705 819-00	1,326.80
Platinum	20 705 819-08	2,122.70
Brushed Platinum	20 705 819-06	2,122.70
Champagne (22kt Gold)	20 705 819-47	2,653.60
Brushed Champagne (23kt Gold)	20 705 819-46	2,653.60
Brushed Durabronze (23kt Gold)	20 705 819-28	2,653.60
Dark Chrome	20 705 819-19	1,990.20
Brushed Dark Platinum	20 705 819-99	2,388.10



Optional miscellaneous

High pressure hoses

- 2x 1/2" x 3/8" high pressure hose

12 506 970 90

EUR

86.40

20 713 809

Three-hole basin mixer with pop-up waste



- 168 mm projection
- pivotable spout 360°
- circular, air-enriched flow
- height of mixer 280 mm
- height up to aerator 191 mm
- deck valve hole diameter 32 mm
- hole diameter spout 35 mm
- rosette Ø 60 mm
- max. flow 5.7 l/min
- lead-free

Only suitable for basins with an overflow.

		EUR
Chrome	20 713 809-00	1,326.80
Platinum	20 713 809-08	2,122.70
Brushed Platinum	20 713 809-06	2,122.60
Champagne (22kt Gold)	20 713 809-47	2,653.60
Brushed Champagne (23kt Gold)	20 713 809-46	2,653.60
Brushed Durabronze (23kt Gold)	20 713 809-28	2,653.60
Dark Chrome	20 713 809-19	1,990.20
Brushed Dark Platinum	20 713 809-99	2,388.00



Optional miscellaneous

High pressure hoses

- 2x 1/2" x 3/8" high pressure hose

12 506 970 90

EUR

86.40

20 713 819

Three-hole basin mixer with pop-up waste



- 168 mm projection
- pivotable spout 360°
- circular, air-enriched flow
- height of mixer 280 mm
- height up to aerator 191 mm
- hole diameter valve 32 mm
- hole diameter spout 35 mm
- rosette Ø 60 mm
- max. flow 5.7 l/min
- lead-free

Only suitable for basins with an overflow.

		EUR
Chrome	20 713 819-00	1,326.80
Platinum	20 713 819-08	2,122.70
Brushed Platinum	20 713 819-06	2,122.60
Champagne (22kt Gold)	20 713 819-47	2,653.60
Brushed Champagne (23kt Gold)	20 713 819-46	2,653.60
Brushed Durabronze (23kt Gold)	20 713 819-28	2,653.60
Dark Chrome	20 713 819-19	1,990.20
Brushed Dark Platinum	20 713 819-99	2,388.00



Optional miscellaneous

High pressure hoses

- 2x 1/2" x 3/8" high pressure hose

12 506 970 90

EUR

86.40



VAIA

36 867 809 NEW Wall-mounted single-lever basin mixer without pop-up waste



- 125 mm projection
- fixed spout
- circular, air-enriched flow
- hole diameter spout 35 mm
- hole diameter single-lever mixer 57 mm
- rosette for single-lever mixer Ø 78 mm
- rosette for spout Ø 60 mm
- max. flow 5.7 l/min
- lead-free

		EUR
Chrome	36 867 809-00	833.10
Platinum	36 867 809-08	1,333.00
Brushed Platinum	36 867 809-06	1,333.00
Champagne (22kt Gold)	36 867 809-47	1,666.20
Brushed Champagne (23kt Gold)	36 867 809-46	1,666.20
Brushed Durabronz (23kt Gold)	36 867 809-28	1,666.20
Dark Chrome	36 867 809-19	1,249.80
Brushed Dark Platinum	36 867 809-99	1,499.70



Required miscellaneous

Concealed wall-mounted single-lever mixer

- min. recess depth 75 mm
- max. recess depth 95 mm

For details and miscellaneous, see page 585.

		EUR
Concealed rough parts	35 860 970 90	213.80



Required miscellaneous

Concealed wall-mounted single-lever mixer mixer on right

NOTE:Not suitable for concealed installation. Connection by means of angle valves, mounted with screws to back wall.

For details and miscellaneous, see page 584.

		EUR
Concealed rough parts	35 816 970 90	367.00

36 860 809 Wall-mounted single-lever basin mixer without pop-up waste



- 190 mm projection
- fixed spout
- circular, air-enriched flow
- hole diameter spout 37 mm
- hole diameter single-lever mixer 57 mm
- rosette for single-lever mixer Ø 78 mm
- rosette for spout Ø 60 mm
- max. flow 5.7 l/min
- lead-free

		EUR
Chrome	36 860 809-00	893.80
Platinum	36 860 809-08	1,430.10
Brushed Platinum	36 860 809-06	1,430.40
Champagne (22kt Gold)	36 860 809-47	1,787.60
Brushed Champagne (23kt Gold)	36 860 809-46	1,787.60
Brushed Durabronz (23kt Gold)	36 860 809-28	1,787.60
Dark Chrome	36 860 809-19	1,340.70
Brushed Dark Platinum	36 860 809-99	1,608.90



Required miscellaneous

Concealed wall-mounted single-lever mixer

- min. recess depth 80 mm
- max. recess depth 95 mm

For details and miscellaneous, see page 585.

		EUR
Concealed rough parts	35 860 970 90	213.80



Required miscellaneous

Concealed wall-mounted single-lever mixer mixer on right

NOTE:Not suitable for concealed installation. Connection by means of angle valves, mounted with screws to back wall.

For details and miscellaneous, see page 584.

		EUR
Concealed rough parts	35 816 970 90	367.00



CL.1



CYO



IMO



Lissé



LULU



Madison



MEM



Meta



Tara



VAIA



Shower



Concealed articles



Miscellaneous



Kitchen

36 702 809

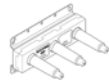
NEW

Wall-mounted basin mixer without pop-up waste



- 125 mm projection
- fixed spout
- circular, air-enriched flow
- hole diameter valve 35 mm
- hole diameter spout 35 mm
- rosettes Ø 60 mm
- max. flow 5.7 l/min
- lead-free

		EUR
Chrome	36 702 809-00	974.50
Platinum	36 702 809-08	1,559.10
Brushed Platinum	36 702 809-06	1,559.10
Champagne (22kt Gold)	36 702 809-47	1,949.00
Brushed Champagne (23kt Gold)	36 702 809-46	1,949.00
Brushed Durabronze (23kt Gold)	36 702 809-28	1,949.00
Dark Chrome	36 702 809-19	1,461.70
Brushed Dark Platinum	36 702 809-99	1,754.00



Required miscellaneous

Concealed wall-mounted mixer Centred spout

- min. recess depth 60 mm
- max. recess depth 132 mm

For details and miscellaneous, see page 583.

		EUR
Concealed rough parts	35 700 970 90	184.00



Required miscellaneous

Concealed wall-mounted mixer variable positioning

- min. recess depth 85 mm
- max. recess depth 145 mm

For details and miscellaneous, see page 583.

		EUR
Concealed rough parts	35 720 970 90	146.80

36 702 819

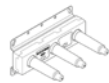
NEW

Wall-mounted basin mixer without pop-up waste



- 125 mm projection
- fixed spout
- circular, air-enriched flow
- hole diameter valve 35 mm
- hole diameter spout 35 mm
- rosettes Ø 60 mm
- max. flow 5.7 l/min
- lead-free

		EUR
Chrome	36 702 819-00	974.50
Platinum	36 702 819-08	1,559.10
Brushed Platinum	36 702 819-06	1,559.10
Champagne (22kt Gold)	36 702 819-47	1,949.00
Brushed Champagne (23kt Gold)	36 702 819-46	1,949.00
Brushed Durabronze (23kt Gold)	36 702 819-28	1,949.00
Dark Chrome	36 702 819-19	1,461.70
Brushed Dark Platinum	36 702 819-99	1,754.00



Required miscellaneous

Concealed wall-mounted mixer Centred spout

- min. recess depth 60 mm
- max. recess depth 132 mm

For details and miscellaneous, see page 583.

		EUR
Concealed rough parts	35 700 970 90	184.00



Required miscellaneous

Concealed wall-mounted mixer variable positioning

- min. recess depth 85 mm
- max. recess depth 145 mm

For details and miscellaneous, see page 583.

		EUR
Concealed rough parts	35 720 970 90	146.80



VAIA

36 712 809



Wall-mounted basin mixer without pop-up waste

- 190 mm projection
- fixed spout
- circular, air-enriched flow
- hole diameter valve 37 mm
- hole diameter spout 40 mm
- rosettes Ø 60 mm
- max. flow 5.7 l/min
- lead-free

		EUR
Chrome	36 712 809-00	1,017.40
Platinum	36 712 809-08	1,628.00
Brushed Platinum	36 712 809-06	1,627.60
Champagne (22kt Gold)	36 712 809-47	2,034.80
Brushed Champagne (23kt Gold)	36 712 809-46	2,034.80
Brushed Durabronz (23kt Gold)	36 712 809-28	2,034.80
Dark Chrome	36 712 809-19	1,526.10
Brushed Dark Platinum	36 712 809-99	1,831.60

Required miscellaneous



Concealed wall-mounted mixer Centred spout

- min. recess depth 60 mm
- max. recess depth 132 mm

For details and miscellaneous, see page 583.

		EUR
Concealed rough parts	35 700 970 90	184.00

Required miscellaneous



Concealed wall-mounted mixer variable positioning

- min. recess depth 85 mm
- max. recess depth 145 mm

For details and miscellaneous, see page 583.

		EUR
Concealed rough parts	35 720 970 90	146.80

36 712 819



Wall-mounted basin mixer without pop-up waste

- 190 mm projection
- fixed spout
- circular, air-enriched flow
- hole diameter valve 37 mm
- hole diameter spout 40 mm
- rosettes Ø 60 mm
- max. flow 5.7 l/min
- lead-free

		EUR
Chrome	36 712 819-00	1,017.40
Platinum	36 712 819-08	1,628.00
Brushed Platinum	36 712 819-06	1,627.60
Champagne (22kt Gold)	36 712 819-47	2,034.80
Brushed Champagne (23kt Gold)	36 712 819-46	2,034.80
Brushed Durabronz (23kt Gold)	36 712 819-28	2,034.80
Dark Chrome	36 712 819-19	1,526.10
Brushed Dark Platinum	36 712 819-99	1,831.60

Required miscellaneous



Concealed wall-mounted mixer Centred spout

- min. recess depth 60 mm
- max. recess depth 132 mm

For details and miscellaneous, see page 583.

		EUR
Concealed rough parts	35 700 970 90	184.00

Required miscellaneous



Concealed wall-mounted mixer variable positioning

- min. recess depth 85 mm
- max. recess depth 145 mm

For details and miscellaneous, see page 583.

		EUR
Concealed rough parts	35 720 970 90	146.80

44 521 809

NEW

Washstand fitting with electronic opening and closing function without pop-up waste

- Infrared sensor technology
 - 167 mm projection
 - height of mixer 306 mm
 - height up to aerator 221 mm
 - hole diameter 35 mm
 - fixed spout
 - max. flow 5.7 l/min
 - circular, air-enriched flow
 - suitable for thermal disinfection
 - Automatic shut-off after pre-set time is reached
 - Indirect temperature control (undercounter)
 - Control box included
 - Adjustable sensor detection range
 - Battery or plug-in power supply operated (batteries not included)
 - 4x AA (1.5 V) batteries required
 - lead-free
 - 1x screw-in M 8 x 1 pressure hose, leak-tested
- Batteries not included



		EUR
Chrome	44 521 809-00	781.80
Platinum	44 521 809-08	1,251.00
Brushed Platinum	44 521 809-06	1,251.00
Champagne (22kt Gold)	44 521 809-47	1,563.60
Brushed Champagne (23kt Gold)	44 521 809-46	1,563.60
Brushed Durabronz (23kt Gold)	44 521 809-28	1,563.60
Dark Chrome	44 521 809-19	1,172.80
Brushed Dark Platinum	44 521 809-99	1,407.30



CL.1



CYO



IMO



Lissé



LULU



Madison



MEM



Meta



Tara.



VAIA



Shower



Concealed articles



Miscellaneous



Kitchen

13 716 809 +
42 765 970



eSET Touchfree Basin mixer without pop-up waste with temperature setting

- 168 mm projection
- pivotable spout 360°
- circular, air-enriched flow
- height of mixer 280 mm
- height up to aerator 191 mm
- rosette Ø 60 mm
- hole diameter 35 mm
- 2x screw-in M 10 x 1 pressure hose, leak-tested
- 1/2" connection
- max. flow 5.7 l/min
- lead-free
- automatic hygiene flush
- suitable for thermal disinfection
- adjustable follow-up time
- high-frequency sensors with self-calibration
- magnetic valve
- temperature setting via thermostat
- 100-240 V AC / 12 V DC, 50-60 Hz, 18 W power supply unit, incl. country-specific adapter set

Cannot be combined with basins in conducting materials (e.g. steel, river stone).

Cannot be combined with basins that have a closing drain.

		EUR
Chrome	1 x 13 716 809-00	863.60
	1 x 42 765 970 90	654.40
	Total price:	1,518.00

13 716 809 +
42 766 970



eSET Touchfree Basin mixer without pop-up waste without temperature setting

- 168 mm projection
- pivotable spout 360°
- circular, air-enriched flow
- height of mixer 280 mm
- height up to aerator 191 mm
- rosette Ø 60 mm
- hole diameter 35 mm
- 2x screw-in M 10 x 1 pressure hose, leak-tested
- 1/2" connection
- max. flow 5.7 l/min
- lead-free
- automatic hygiene flush
- suitable for thermal disinfection
- adjustable follow-up time
- high-frequency sensors with self-calibration
- magnetic valve
- 100-240 V AC / 12 V DC, 50-60 Hz, 18 W power supply unit, incl. country-specific adapter set

Cannot be combined with basins in conducting materials (e.g. steel, river stone).

Cannot be combined with basins that have a closing drain.

		EUR
Chrome	1 x 13 716 809-00	863.60
	1 x 42 766 970 90	545.30
	Total price:	1,408.90

13 800 809 +
42 765 970



eSET Touchfree Basin mixer without pop-up waste with temperature setting

- 190 mm projection
- fixed spout
- circular, air-enriched flow
- hole diameter 37 mm
- rosette Ø 60 mm
- 1/2" connection
- plug-link mounting
- max. flow 5.7 l/min
- lead-free
- automatic hygiene flush
- suitable for thermal disinfection
- adjustable follow-up time
- high-frequency sensors with self-calibration
- magnetic valve
- temperature setting via thermostat
- 100-240 V AC / 12 V DC, 50-60 Hz, 18 W power supply unit, incl. country-specific adapter set

Cannot be combined with basins in conducting materials (e.g. steel, river stone).

Cannot be combined with basins that have a closing drain.

		EUR
Chrome	1 x 13 800 809-00	745.60
	1 x 42 765 970 90	654.40
	Total price:	1,400.00



VAIA

13 800 809 +
42 766 970

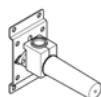


eSET Touchfree Basin mixer without pop-up waste without temperature setting

- 190 mm projection
- fixed spout
- circular, air-enriched flow
- hole diameter 37 mm
- rosette Ø 60 mm
- 1/2" connection
- plug-link mounting
- max. flow 5.7 l/min
- lead-free
- automatic hygiene flush
- suitable for thermal disinfection
- adjustable follow-up time
- high-frequency sensors with self-calibration
- magnetic valve
- 100-240 V AC / 12 V DC, 50-60 Hz, 18 W power supply unit, incl. country-specific adapter set

Cannot be combined with basins in conducting materials (e.g. steel, river stone).

Cannot be combined with basins that have a closing drain.



Optional miscellaneous

Concealed wall elbow

- min. recess depth 90 mm
- max. recess depth 163 mm

For details and miscellaneous, see page 603.

		EUR
Chrome	1 x 13 800 809-00	745.60
	1 x 42 766 970 90	545.30
	Total price:	1,290.90

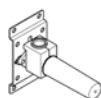
13 800 809



Wall-mounted basin spout without pop-up waste

- 190 mm projection
- fixed spout
- circular, air-enriched flow
- hole diameter 37 mm
- rosette Ø 60 mm
- 1/2" connection
- plug-link mounting
- max. flow 5.7 l/min
- lead-free

For Touchfree control please order eSet Touchfree WITH or WITHOUT temperature adjustment



Optional miscellaneous

Concealed wall elbow

- min. recess depth 90 mm
- max. recess depth 163 mm

For details and miscellaneous, see page 603.

		EUR
Chrome	13 800 809-00	745.60
Platinum	13 800 809-08	1,193.00
Brushed Platinum	13 800 809-06	1,193.10
Champagne (22kt Gold)	13 800 809-47	1,491.20
Brushed Champagne (23kt Gold)	13 800 809-46	1,491.20
Brushed Durabrass (23kt Gold)	13 800 809-28	1,491.20
Dark Chrome	13 800 809-19	1,118.60
Brushed Dark Platinum	13 800 809-99	1,342.00

17 500 809

NEW



Pillar tap cold water

- 89 mm projection
- fixed spout
- circular, air-enriched flow
- height of mixer 127 mm
- height up to aerator 35 mm
- hole diameter 35 mm
- 1/2" connection
- rosette Ø 45 mm
- max. flow 5.7 l/min
- lead-free

		EUR
Chrome	17 500 809-00	417.00
Platinum	17 500 809-08	667.20
Brushed Platinum	17 500 809-06	667.20
Champagne (22kt Gold)	17 500 809-47	834.00
Brushed Champagne (23kt Gold)	17 500 809-46	834.00
Brushed Durabrass (23kt Gold)	17 500 809-28	834.00
Dark Chrome	17 500 809-19	625.40
Brushed Dark Platinum	17 500 809-99	750.60

30 010 809

NEW



Wall-mounted valve cold water

- 151 mm projection
- fixed spout
- adapter with male thread 3/4"
- hole diameter 35 mm
- rosette Ø 60 mm
- max. flow 5.7 l/min
- lead-free

		EUR
Chrome	30 010 809-00	436.80
Platinum	30 010 809-08	698.80
Brushed Platinum	30 010 809-06	698.80
Champagne (22kt Gold)	30 010 809-47	873.60
Brushed Champagne (23kt Gold)	30 010 809-46	873.60
Brushed Durabrass (23kt Gold)	30 010 809-28	873.60
Dark Chrome	30 010 809-19	655.10
Brushed Dark Platinum	30 010 809-99	786.00



CL.1



CYO



IMO



Lissé



LULU



Madison



MEM



Meta



Tara.



VAIA



Shower



Concealed articles



Miscellaneous



Kitchen

Accessories

10 060 970



Siphon for basin
 • rosette Ø 70 mm

		EUR
Chrome	10 060 970-00	322.30
Platinum	10 060 970-08	515.80
Brushed Platinum	10 060 970-06	515.80
Champagne (22kt Gold)	10 060 970-47	644.60
Brushed Champagne (23kt Gold)	10 060 970-46	644.60
Brushed Durabronze (23kt Gold)	10 060 970-28	644.60
Dark Chrome	10 060 970-19	483.40
Brushed Dark Platinum	10 060 970-99	580.10

22 901 979



Angle valve
 • rosette Ø 55 mm
 • hose covering 200 mm, for shortening

		EUR
Chrome	22 901 979-00	179.50
Platinum	22 901 979-08	287.20
Brushed Platinum	22 901 979-06	287.20
Champagne (22kt Gold)	22 901 979-47	359.00
Brushed Champagne (23kt Gold)	22 901 979-46	359.00
Brushed Durabronze (23kt Gold)	22 901 979-28	359.00
Dark Chrome	22 901 979-19	269.20
Brushed Dark Platinum	22 901 979-99	322.90



33 600 809



Single-lever bidet mixer with pop-up waste

- 104 mm projection
- ball-joint pivotable through 15° (in any direction)
- circular, air-enriched flow
- height of mixer 218 mm
- height up to aerator 166 mm
- hole diameter 35 mm
- rosette Ø 60 mm
- 2x screw-in M 10 x 1 pressure hose, leak-tested
- max. flow 5.7 l/min
- lead-free

		EUR
Chrome	33 600 809-00	1,076.30
Platinum	33 600 809-08	1,722.00
Brushed Platinum	33 600 809-06	1,722.00
Champagne (22kt Gold)	33 600 809-47	2,152.60
Brushed Champagne (23kt Gold)	33 600 809-46	2,152.60
Brushed Durabronz (23kt Gold)	33 600 809-28	2,152.60
Dark Chrome	33 600 809-19	1,614.50
Brushed Dark Platinum	33 600 809-99	1,937.20



CL.1



CYO



IMO



Lissé



LULU



Madison



MEM



Meta



Tara.



VAIA



Shower



Concealed articles



Miscellaneous



Kitchen

36 002 970 +
28 017 979



Concealed single-lever mixer with integrated shower connection with hand shower set

- metal shower hose 1750 mm with integrated anti-twist protection
- hand shower: normal flow
- spray head Ø 130 mm
- max. hand shower flow 15 l/min

Intrinsic protection against back flow.

		EUR
Chrome	1 x 36 002 970-00	715.80
	1 x 28 017 979-00	173.10
Total price:		888.90
Platinum	1 x 36 002 970-08	1,146.00
	1 x 28 017 979-08	277.10
Total price:		1,423.10
Brushed Platinum	1 x 36 002 970-06	1,145.30
	1 x 28 017 979-06	277.10
Total price:		1,422.40
Champagne (22kt Gold)	1 x 36 002 970-47	1,431.60
	1 x 28 017 979-47	346.20
Total price:		1,777.80
Brushed Champagne (23kt Gold)	1 x 36 002 970-46	1,431.60
	1 x 28 017 979-46	346.20
Total price:		1,777.80
Brushed Durabronze (23kt Gold)	1 x 36 002 970-28	1,431.60
	1 x 28 017 979-28	346.20
Total price:		1,777.80
Dark Chrome	1 x 36 002 970-19	1,073.80
	1 x 28 017 979-19	259.70
Total price:		1,333.50
Brushed Dark Platinum	1 x 36 002 970-99	1,288.40
	1 x 28 017 979-99	311.60
Total price:		1,600.00



Product alternative

Hand shower

- three settings: normal flow, soft flow, massage flow
- spray head Ø 100 mm
- max. flow 15 l/min

Hand shower see page 557.

For details and miscellaneous, see page 558.

		EUR
Chrome	28 018 979-00	129.20
Platinum	28 018 979-08	206.70
Brushed Platinum	28 018 979-06	206.70
Champagne (22kt Gold)	28 018 979-47	258.40
Brushed Champagne (23kt Gold)	28 018 979-46	258.40
Brushed Durabronze (23kt Gold)	28 018 979-28	258.40
Dark Chrome	28 018 979-19	193.80
Brushed Dark Platinum	28 018 979-99	232.50



Product alternative

Hand shower

- four settings: normal flow, soft flow, massage flow, cascade
- spray head Ø 120 mm
- max. flow 15 l/min

Hand shower see page 557.

For details and miscellaneous, see page 559.

		EUR
Chrome	28 012 979-00	224.70
Platinum	28 012 979-08	359.50
Brushed Platinum	28 012 979-06	359.50
Champagne (22kt Gold)	28 012 979-47	449.40
Brushed Champagne (23kt Gold)	28 012 979-46	449.40
Brushed Durabronze (23kt Gold)	28 012 979-28	449.40
Dark Chrome	28 012 979-19	337.10
Brushed Dark Platinum	28 012 979-99	404.50

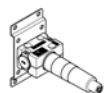
Required miscellaneous

Concealed wall mounting

- min. recess depth 80 mm
- max. recess depth 105 mm

For details and miscellaneous, see page 584.

		EUR
Concealed rough parts	35 050 970 90	305.40



VAIA

36 110 970 +
28 017 979



Concealed single-lever mixer with integrated shower connection with shower set

- metal shower hose 1750 mm with integrated anti-twist protection
- slide bar
- Pipe diameter 18 mm
- hand shower: normal flow
- spray head Ø 130 mm
- max. hand shower flow 15 l/min

Intrinsic protection against back flow.

		EUR
Chrome	1 x 36 110 970-00	853.40
	1 x 28 017 979-00	173.10
	Total price:	1,026.50
Platinum	1 x 36 110 970-08	1,365.80
	1 x 28 017 979-08	277.10
	Total price:	1,642.90
Brushed Platinum	1 x 36 110 970-06	1,364.90
	1 x 28 017 979-06	277.10
	Total price:	1,642.00
Champagne (22kt Gold)	1 x 36 110 970-47	1,706.80
	1 x 28 017 979-47	346.20
	Total price:	2,053.00
Brushed Champagne (23kt Gold)	1 x 36 110 970-46	1,706.80
	1 x 28 017 979-46	346.20
	Total price:	2,053.00
Brushed Durabronze (23kt Gold)	1 x 36 110 970-28	1,706.80
	1 x 28 017 979-28	346.20
	Total price:	2,053.00
Dark Chrome	1 x 36 110 970-19	1,280.00
	1 x 28 017 979-19	259.70
	Total price:	1,539.70
Brushed Dark Platinum	1 x 36 110 970-99	1,535.40
	1 x 28 017 979-99	311.60
	Total price:	1,847.00



Product alternative

Hand shower

- three settings: normal flow, soft flow, massage flow
- spray head Ø 100 mm
- max. flow 15 l/min

Hand shower see page 557.

For details and miscellaneous, see page 558.

		EUR
Chrome	28 018 979-00	129.20
Platinum	28 018 979-08	206.70
Brushed Platinum	28 018 979-06	206.70
Champagne (22kt Gold)	28 018 979-47	258.40
Brushed Champagne (23kt Gold)	28 018 979-46	258.40
Brushed Durabronze (23kt Gold)	28 018 979-28	258.40
Dark Chrome	28 018 979-19	193.80
Brushed Dark Platinum	28 018 979-99	232.50



Product alternative

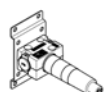
Hand shower

- four settings: normal flow, soft flow, massage flow, cascade
- spray head Ø 120 mm
- max. flow 15 l/min

Hand shower see page 557.

For details and miscellaneous, see page 559.

		EUR
Chrome	28 012 979-00	224.70
Platinum	28 012 979-08	359.50
Brushed Platinum	28 012 979-06	359.50
Champagne (22kt Gold)	28 012 979-47	449.40
Brushed Champagne (23kt Gold)	28 012 979-46	449.40
Brushed Durabronze (23kt Gold)	28 012 979-28	449.40
Dark Chrome	28 012 979-19	337.10
Brushed Dark Platinum	28 012 979-99	404.50



Required miscellaneous

Concealed wall mounting

- min. recess depth 80 mm
- max. recess depth 105 mm

For details and miscellaneous, see page 584.

		EUR
Concealed rough parts	35 050 970 90	305.40



CL.1



CYO



IMO



Lissé



LULU



Madison



MEM



Meta



Tara.



VAIA



Shower



Concealed articles



Miscellaneous



Kitchen

36 111 970 +
28 018 979



Concealed single-lever mixer with integrated shower connection with shower set

- metal shower hose 1750 mm with integrated anti-twist protection
- slide bar
- Pipe diameter 18 mm
- hand shower: three settings: normal flow, soft flow, massage flow
- spray head Ø 100 mm
- max. hand shower flow 15 l/min

Intrinsic protection against back flow.

		EUR
Chrome	1 x 36 111 970-00	977.00
	1 x 28 018 979-00	129.20
Total price:		1,106.20
Platinum	1 x 36 111 970-08	1,563.80
	1 x 28 018 979-08	206.70
Total price:		1,770.50
Brushed Platinum	1 x 36 111 970-06	1,563.00
	1 x 28 018 979-06	206.70
Total price:		1,769.70
Champagne (22kt Gold)	1 x 36 111 970-47	1,954.00
	1 x 28 018 979-47	258.40
Total price:		2,212.40
Brushed Champagne (23kt Gold)	1 x 36 111 970-46	1,954.00
	1 x 28 018 979-46	258.40
Total price:		2,212.40
Brushed Durabronz (23kt Gold)	1 x 36 111 970-28	1,954.00
	1 x 28 018 979-28	258.40
Total price:		2,212.40
Dark Chrome	1 x 36 111 970-19	1,465.50
	1 x 28 018 979-19	193.80
Total price:		1,659.30
Brushed Dark Platinum	1 x 36 111 970-99	1,758.10
	1 x 28 018 979-99	232.50
Total price:		1,990.60



Product alternative

Hand shower

- four settings: normal flow, soft flow, massage flow, cascade
- spray head Ø 120 mm
- max. flow 15 l/min

Hand shower see page 557.

For details and miscellaneous, see page 559.

		EUR
Chrome	28 012 979-00	224.70
	28 012 979-08	359.50
Brushed Platinum	28 012 979-06	359.50
	28 012 979-47	449.40
Champagne (22kt Gold)	28 012 979-46	449.40
	28 012 979-28	449.40
Dark Chrome	28 012 979-19	337.10
	28 012 979-99	404.50

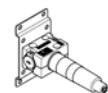


Product alternative

Hand shower

- normal flow
- spray head Ø 130 mm
- max. flow 6.8 l/min

		EUR
Chrome	28 017 979-00 0010	173.10
	28 017 979-08 0010	276.80
Brushed Platinum	28 017 979-06 0010	276.80
	28 017 979-47 0010	346.20
Champagne (22kt Gold)	28 017 979-46 0010	346.20
	28 017 979-28 0010	346.20
Dark Chrome	28 017 979-19 0010	259.70
	28 017 979-99 0010	311.40



Required miscellaneous

Concealed wall mounting

- min. recess depth 80 mm
- max. recess depth 105 mm

For details and miscellaneous, see page 584.

		EUR
Concealed rough parts	35 050 970 90	305.40



VAIA

26 413 809 +
28 012 979



Shower set

- slide bar
- Pipe diameter 18 mm
- rosette Ø 60 mm
- gauge 800 mm
- metal shower hose 1700 mm with integrated anti-twist protection
- shower hose connector 3/8"
- four settings: normal flow, soft flow, massage flow, cascade
- spray head Ø 120 mm
- max. flow 15 l/min

Intrinsic protection against back flow.

		EUR
Chrome	1 x 26 413 809-00	668.00
	1 x 28 012 979-00	224.70
	Total price:	892.70
Platinum	1 x 26 413 809-08	1,068.40
	1 x 28 012 979-08	359.50
	Total price:	1,427.90
Brushed Platinum	1 x 26 413 809-06	1,068.60
	1 x 28 012 979-06	359.50
	Total price:	1,428.10
Champagne (22kt Gold)	1 x 26 413 809-47	1,336.00
	1 x 28 012 979-47	449.40
	Total price:	1,785.40
Brushed Champagne (23kt Gold)	1 x 26 413 809-46	1,336.00
	1 x 28 012 979-46	449.40
	Total price:	1,785.40
Brushed Durabronz (23kt Gold)	1 x 26 413 809-28	1,336.00
	1 x 28 012 979-28	449.40
	Total price:	1,785.40
Dark Chrome	1 x 26 413 809-19	1,001.90
	1 x 28 012 979-19	337.10
	Total price:	1,339.00
Brushed Dark Platinum	1 x 26 413 809-99	1,202.00
	1 x 28 012 979-99	404.50
	Total price:	1,606.50



Product alternative

Hand shower

- three settings: normal flow, soft flow, massage flow
- spray head Ø 100 mm
- max. flow 15 l/min

Hand shower see page 557.

For details and miscellaneous, see page 558.

		EUR
Chrome	28 018 979-00	129.20
Platinum	28 018 979-08	206.70
Brushed Platinum	28 018 979-06	206.70
Champagne (22kt Gold)	28 018 979-47	258.40
Brushed Champagne (23kt Gold)	28 018 979-46	258.40
Brushed Durabronz (23kt Gold)	28 018 979-28	258.40
Dark Chrome	28 018 979-19	193.80
Brushed Dark Platinum	28 018 979-99	232.50



Product alternative

Hand shower

- normal flow
- spray head Ø 130 mm
- max. flow 6.8 l/min

		EUR
Chrome	28 017 979-00 0010	173.10
Platinum	28 017 979-08 0010	276.80
Brushed Platinum	28 017 979-06 0010	276.80
Dark Chrome	28 017 979-19 0010	259.70
Brushed Champagne (23kt Gold)	28 017 979-46 0010	346.20
Champagne (22kt Gold)	28 017 979-47 0010	346.20
Brushed Durabronz (23kt Gold)	28 017 979-28 0010	346.20
Brushed Dark Platinum	28 017 979-99 0010	311.40

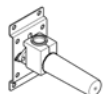


Optional miscellaneous

Wall elbow

For details and miscellaneous, see main items

		EUR
Chrome	28 450 809-00	127.80
Platinum	28 450 809-08	204.30
Brushed Platinum	28 450 809-06	204.00
Champagne (22kt Gold)	28 450 809-47	255.60
Brushed Champagne (23kt Gold)	28 450 809-46	255.60
Brushed Durabronz (23kt Gold)	28 450 809-28	255.60
Dark Chrome	28 450 809-19	191.60
Brushed Dark Platinum	28 450 809-99	229.90



Optional miscellaneous

Concealed wall elbow

- min. recess depth 90 mm
- max. recess depth 163 mm

For details and miscellaneous, see page 603.

		EUR
Concealed rough parts	35 085 970 90	116.90



CL. 1



CYO



IMO



Lissé



LULU



Madison



MEM



Meta



Tara.



VAIA



Shower



Concealed articles



Miscellaneous



Kitchen

26 413 979 +
28 018 979



Shower set

- slide bar
- Pipe diameter 18 mm
- gauge 853 mm
- metal shower hose 1750 mm with integrated anti-twist protection
- shower hose connector 3/8"
- three settings: normal flow, soft flow, massage flow
- spray head Ø 100 mm
- max. flow 15 l/min

		EUR
Chrome	1 x 26 413 979-00	400.10
	1 x 28 018 979-00	129.20
	Total price:	529.30
Platinum	1 x 26 413 979-08	640.10
	1 x 28 018 979-08	206.70
	Total price:	846.80
Brushed Platinum	1 x 26 413 979-06	652.50
	1 x 28 018 979-06	206.70
	Total price:	859.20
Champagne (22kt Gold)	1 x 26 413 979-47	800.20
	1 x 28 018 979-47	258.40
	Total price:	1,058.60
Brushed Champagne (23kt Gold)	1 x 26 413 979-46	800.20
	1 x 28 018 979-46	258.40
	Total price:	1,058.60
Brushed Durabronze (23kt Gold)	1 x 26 413 979-28	800.20
	1 x 28 018 979-28	258.40
	Total price:	1,058.60
Dark Chrome	1 x 26 413 979-19	600.30
	1 x 28 018 979-19	193.80
	Total price:	794.10
Brushed Dark Platinum	1 x 26 413 979-99	720.00
	1 x 28 018 979-99	232.50
	Total price:	952.50



Product alternative

Hand shower

- four settings: normal flow, soft flow, massage flow, cascade
- spray head Ø 120 mm
- max. flow 15 l/min

Hand shower see page 557.

For details and miscellaneous, see page 559.

		EUR
Chrome	28 012 979-00	224.70
Platinum	28 012 979-08	359.50
Brushed Platinum	28 012 979-06	359.50
Champagne (22kt Gold)	28 012 979-47	449.40
Brushed Champagne (23kt Gold)	28 012 979-46	449.40
Brushed Durabronze (23kt Gold)	28 012 979-28	449.40
Dark Chrome	28 012 979-19	337.10
Brushed Dark Platinum	28 012 979-99	404.50

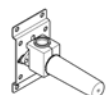


Product alternative

Hand shower

- normal flow
- spray head Ø 130 mm
- max. flow 6.8 l/min

		EUR
Chrome	28 017 979-00 0010	173.10
Platinum	28 017 979-08 0010	276.80
Brushed Platinum	28 017 979-06 0010	276.80
Champagne (22kt Gold)	28 017 979-47 0010	346.20
Brushed Champagne (23kt Gold)	28 017 979-46 0010	346.20
Brushed Durabronze (23kt Gold)	28 017 979-28 0010	346.20
Dark Chrome	28 017 979-19 0010	259.70
Brushed Dark Platinum	28 017 979-99 0010	311.40



Optional miscellaneous

Concealed wall elbow

- min. recess depth 90 mm
- max. recess depth 163 mm

For details and miscellaneous, see page 603.

		EUR
Concealed rough parts	35 085 970 90	116.90



VAIA

36 112 970 +
28 015 979



Showerpipe with single-lever shower mixer

- shower with fixed riser projection 450 mm
- overhead shower: rain flow
- rain shower Ø 220 mm
- rain shower with anti-scale system
- max. rainshower flow 14 l/min
- hand shower: normal flow
- spray head Ø 100 mm
- max. hand shower flow 15 l/min
- height of fittings up to rain shower (bottom edge) 985 mm
- height of fittings up to top edge of elbow 1170 mm
- metal shower hose 1750 mm with integrated anti-twist protection
- 1/2" connection
- slide bar
- Pipe diameter 23.5 mm
- automatic diverter for fixed-riser shower/hand shower

Intrinsic protection against back flow.

		EUR
Chrome	1 x 36 112 970-00	2,284.00
	1 x 28 015 979-00	120.20
	Total price:	2,404.20
Platinum	1 x 36 112 970-08	3,573.10
	1 x 28 015 979-08	192.50
	Total price:	3,765.60
Brushed Platinum	1 x 36 112 970-06	3,654.40
	1 x 28 015 979-06	240.40
	Total price:	3,894.80
Champagne (22kt Gold)	1 x 36 112 970-47	4,568.00
	1 x 28 015 979-47	240.40
	Total price:	4,808.40
Brushed Champagne (23kt Gold)	1 x 36 112 970-46	4,568.00
	1 x 28 015 979-46	240.40
	Total price:	4,808.40
Brushed Durabronze (23kt Gold)	1 x 36 112 970-28	4,568.00
	1 x 28 015 979-28	240.40
	Total price:	4,808.40
Dark Chrome	1 x 36 112 970-19	3,426.00
	1 x 28 015 979-19	180.30
	Total price:	3,606.30
Brushed Dark Platinum	1 x 36 112 970-99	4,019.90
	1 x 28 015 979-99	216.30
	Total price:	4,236.20



Product alternative

Showerpipe with single-lever shower mixer

without hand shower

- Max. flow rate 7 l/min

This article does not include a hand shower!

		EUR
Chrome	36 102 970-00	2,284.00
	36 102 970-08	3,654.40
Brushed Platinum	36 102 970-06	3,654.40
	36 102 970-47	4,568.00
Brushed Champagne (23kt Gold)	36 102 970-46	4,568.00
	36 102 970-28	4,568.00
Dark Chrome	36 102 970-19	3,426.00
	36 102 970-99	4,111.20



Product alternative

Hand shower

- three settings: normal flow, soft flow, massage flow
- spray head Ø 130 mm
- max. flow 15 l/min

Hand shower see page 557.

For details and miscellaneous, see page 559.

		EUR
Chrome	28 016 979-00	186.40
	28 016 979-08	298.50
Brushed Platinum	28 016 979-06	298.50
	28 016 979-47	372.80
Brushed Champagne (23kt Gold)	28 016 979-46	372.80
	28 016 979-28	372.80
Dark Chrome	28 016 979-19	279.60
	28 016 979-99	335.60



Product alternative

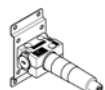
Hand shower

- normal flow
- max. flow 15 l/min

Hand shower see page 557.

For details and miscellaneous, see page 557.

		EUR
Chrome	28 019 979-00	226.00
	28 019 979-08	361.80
Brushed Platinum	28 019 979-06	361.80
	28 019 979-47	452.00
Brushed Champagne (23kt Gold)	28 019 979-46	452.00
	28 019 979-28	452.00
Dark Chrome	28 019 979-19	339.00
	28 019 979-99	406.90



Required miscellaneous

Concealed wall mounting

- min. recess depth 80 mm
- max. recess depth 105 mm

For details and miscellaneous, see page 584.

		EUR
Concealed rough parts	35 050 970 90	305.40



CL.1



CYO



IMO



Lissé



LULU



Madison



MEM



Meta



Tara.



VAIA



Shower



Concealed articles



Miscellaneous



Kitchen

26 632 809 +
28 019 979



Showerpipe with shower mixer

- shower with fixed riser projection 450 mm
- overhead shower: rain flow
- rain shower Ø 300 mm
- rain shower with anti-scale system
- max. rainshower flow 14 l/min
- hand shower: normal flow
- max. hand shower flow 15 l/min
- rotary diverter for fixed-riser shower/hand shower
- rosette for shower holder Ø 60 mm
- slide-on rosettes Ø 60 mm
- gauge 150 mm - 13 mm
- 1500 mm metal shower hose
- 1/2" connection
- Pipe diameter 23.5 mm

This article does not include a hand shower!

Intrinsic protection against back flow.

		EUR
Chrome	1 x 26 632 809-00	2,816.00
	1 x 28 019 979-00	226.00
	Total price:	3,042.00
Platinum	1 x 26 632 809-08	4,505.40
	1 x 28 019 979-08	361.80
	Total price:	4,867.20
Brushed Platinum	1 x 26 632 809-06	4,505.40
	1 x 28 019 979-06	452.00
	Total price:	4,867.20
Champagne (22kt Gold)	1 x 26 632 809-47	5,632.00
	1 x 28 019 979-47	452.00
	Total price:	6,084.00
Brushed Champagne (23kt Gold)	1 x 26 632 809-46	5,632.00
	1 x 28 019 979-46	452.00
	Total price:	6,084.00
Brushed Durabross (23kt Gold)	1 x 26 632 809-28	5,632.00
	1 x 28 019 979-28	452.00
	Total price:	6,084.00
Dark Chrome	1 x 26 632 809-19	4,224.00
	1 x 28 019 979-19	339.00
	Total price:	4,563.00
Brushed Dark Platinum	1 x 26 632 809-99	5,068.90
	1 x 28 019 979-99	406.90
	Total price:	5,475.80



Product alternative

Showerpipe with shower mixer without hand shower

- max. flow 9 l/min

This article does not include a hand shower!

		EUR
Chrome	26 633 809-00	2,816.00
Platinum	26 633 809-08	4,505.60
Brushed Platinum	26 633 809-06	4,505.60
Champagne (22kt Gold)	26 633 809-47	5,632.00
Brushed Champagne (23kt Gold)	26 633 809-46	5,632.00
Brushed Durabross (23kt Gold)	26 633 809-28	5,632.00
Dark Chrome	26 633 809-19	4,224.00
Brushed Dark Platinum	26 633 809-99	5,068.80



Product alternative

Hand shower

- normal flow
- spray head Ø 130 mm
- max. flow 6.8 l/min

		EUR
Chrome	28 017 979-00 0010	173.10
Platinum	28 017 979-08 0010	276.80
Brushed Platinum	28 017 979-06 0010	276.80
Champagne (22kt Gold)	28 017 979-47 0010	346.20
Brushed Champagne (23kt Gold)	28 017 979-46 0010	346.20
Brushed Durabross (23kt Gold)	28 017 979-28 0010	346.20
Dark Chrome	28 017 979-19 0010	259.70
Brushed Dark Platinum	28 017 979-99 0010	311.40



Product alternative

Hand shower

- four settings: normal flow, soft flow, massage flow, cascade
 - spray head Ø 120 mm
 - max. flow 15 l/min
- Hand shower see page 557.

For details and miscellaneous, see page 559.

		EUR
Chrome	28 012 979-00	224.70
Platinum	28 012 979-08	359.50
Brushed Platinum	28 012 979-06	359.50
Champagne (22kt Gold)	28 012 979-47	449.40
Brushed Champagne (23kt Gold)	28 012 979-46	449.40
Brushed Durabross (23kt Gold)	28 012 979-28	449.40
Dark Chrome	28 012 979-19	337.10
Brushed Dark Platinum	28 012 979-99	404.50



VAIA

34 460 809 +
28 015 979

NEW

Shower pipe

- 452 mm projection
- overhead shower: rain flow
- rain shower Ø 300 mm
- rain shower with anti-scale system
- max. rainshower flow 14 l/min
- rotary diverter with volume control and shut-off function
- slide-on rosettes Ø 70 mm
- height of fittings up to rain shower (bottom edge) 959 mm
- height of fittings up to top edge of elbow 1267 mm
- gauge 150 mm - 13 mm
- metal shower hose 1750 mm with integrated anti-twist protection
- 1/2" connection
- slide bar
- Pipe diameter 23.5 mm



Product alternative

Shower pipe with shower thermostat

without hand shower

- Max. flow rate 7 l/min
- rain shower Ø 220 mm

This article does not include a hand shower!

		EUR
Chrome	1 x 34 460 809-00	2,933.10
	1 x 28 015 979-00	120.20
	Total price:	3,053.30
Platinum	1 x 34 460 809-08	4,693.00
	1 x 28 015 979-08	192.50
	Total price:	4,885.50
Brushed Platinum	1 x 34 460 809-06	4,693.00
	1 x 28 015 979-06	192.50
	Total price:	4,885.50
Champagne (22kt Gold)	1 x 34 460 809-47	5,866.20
	1 x 28 015 979-47	240.40
	Total price:	6,106.60
Brushed Champagne (23kt Gold)	1 x 34 460 809-46	5,866.20
	1 x 28 015 979-46	240.40
	Total price:	6,106.60
Brushed Durabronz (23kt Gold)	1 x 34 460 809-28	5,866.20
	1 x 28 015 979-28	240.40
	Total price:	6,106.60
Dark Chrome	1 x 34 460 809-19	4,399.70
	1 x 28 015 979-19	180.30
	Total price:	4,580.00
Brushed Dark Platinum	1 x 34 460 809-99	5,279.60
	1 x 28 015 979-99	216.30
	Total price:	5,495.90

		EUR
Chrome	34 459 809-00	2,933.10
Platinum	34 459 809-08	4,692.90
Brushed Platinum	34 459 809-06	4,692.90
Champagne (22kt Gold)	34 459 809-47	5,866.20
Brushed Champagne (23kt Gold)	34 459 809-46	5,866.20
Brushed Durabronz (23kt Gold)	34 459 809-28	5,866.20
Dark Chrome	34 459 809-19	4,399.60
Brushed Dark Platinum	34 459 809-99	5,279.60



CL.1



CYO



IMO



Lissé



LULU



Madison



MEM



Meta



Tara.



VAIA



Shower



Concealed articles



Miscellaneous



Kitchen

34 460 979 +
28 018 979



Showerpipe with shower thermostat

- shower with fixed riser projection 453 mm
- overhead shower: rain flow
- rain shower Ø 300 mm
- rain shower with anti-scale system
- max. rainshower flow 14 l/min
- hand shower: three settings: normal flow, soft flow, massage flow
- spray head Ø 100 mm
- max. hand shower flow 15 l/min
- rotary diverter with volume control and shut-off function
- slide-on rosettes Ø 70 mm
- height of fittings up to rain shower (bottom edge) 985 mm
- height of fittings up to top edge of elbow 1170 mm
- gauge 150 mm - 13 mm
- metal shower hose 1750 mm with integrated anti-twist protection
- 1/2" connection
- slide bar
- Pipe diameter 23.5 mm

Intrinsic protection against back flow.

		EUR
Chrome	1 x 34 460 979-00	2,603.10
	1 x 28 018 979-00	129.20
	Total price:	2,732.30
Platinum	1 x 34 460 979-08	4,164.80
	1 x 28 018 979-08	206.70
	Total price:	4,371.50
Brushed Platinum	1 x 34 460 979-06	4,165.00
	1 x 28 018 979-06	206.70
	Total price:	4,371.70
Champagne (22kt Gold)	1 x 34 460 979-47	5,206.20
	1 x 28 018 979-47	258.40
	Total price:	5,464.60
Brushed Champagne (23kt Gold)	1 x 34 460 979-46	5,206.20
	1 x 28 018 979-46	258.40
	Total price:	5,464.60
Brushed Durabross (23kt Gold)	1 x 34 460 979-28	5,206.20
	1 x 28 018 979-28	258.40
	Total price:	5,464.60
Dark Chrome	1 x 34 460 979-19	3,904.70
	1 x 28 018 979-19	193.80
	Total price:	4,098.50
Brushed Dark Platinum	1 x 34 460 979-99	4,685.50
	1 x 28 018 979-99	232.50
	Total price:	4,918.00



Product alternative

Showerpipe with shower thermostat without hand shower

- max. flow 7 l/min
- rain shower Ø 220 mm

This article does not include a hand shower!

		EUR
Chrome	34 459 979-00	2,471.40
Platinum	34 459 979-08	3,865.40
Brushed Platinum	34 459 979-06	3,865.40
Champagne (22kt Gold)	34 459 979-47	4,942.80
Brushed Champagne (23kt Gold)	34 459 979-46	4,942.80
Brushed Durabross (23kt Gold)	34 459 979-28	4,942.80
Dark Chrome	34 459 979-19	3,707.10
Brushed Dark Platinum	34 459 979-99	4,348.70



Product alternative

Hand shower

- normal flow
- max. flow 6.8 l/min

		EUR
Chrome	28 019 979-00 0010	226.00
Platinum	28 019 979-08 0010	361.60
Brushed Platinum	28 019 979-06 0010	361.60
Champagne (22kt Gold)	28 019 979-47 0010	452.00
Brushed Champagne (23kt Gold)	28 019 979-46 0010	452.00
Brushed Durabross (23kt Gold)	28 019 979-28 0010	452.00
Dark Chrome	28 019 979-19 0010	339.00
Brushed Dark Platinum	28 019 979-99 0010	406.80



Product alternative

Hand shower

- four settings: normal flow, soft flow, massage flow, cascade
 - spray head Ø 120 mm
 - max. flow 15 l/min
- Hand shower see page 557.
For details and miscellaneous, see page 559.

		EUR
Chrome	28 012 979-00	224.70
Platinum	28 012 979-08	359.50
Brushed Platinum	28 012 979-06	359.50
Champagne (22kt Gold)	28 012 979-47	449.40
Brushed Champagne (23kt Gold)	28 012 979-46	449.40
Brushed Durabross (23kt Gold)	28 012 979-28	449.40
Dark Chrome	28 012 979-19	337.10
Brushed Dark Platinum	28 012 979-99	404.50



26 024 661 +
28 019 979



Shower system with single-lever shower mixer without hand shower

- shower with fixed riser projection 450 mm
- pivotable 180°
- overhead shower: rain flow
- rain shower Ø 300 mm
- rain shower with anti-scale system
- max. rainshower flow 14 l/min
- hand shower: normal flow
- max. hand shower flow 15 l/min
- shower holder with rosette Ø 78 mm
- slide-on rosettes Ø 55 mm
- 1500 mm metal shower hose
- height of fittings up to top edge of elbow 2280 mm
- height of fittings up to rain shower (bottom edge) 1940 mm
- automatic diverter for fixed-riser shower/hand shower
- Pipe diameter 20 mm

Water carrying concealed rough parts on lower wall fixing.

Recommended spacing from bottom edge of shower stem to floor 92 mm.

Intrinsic protection against back flow.

		EUR
Chrome	1 x 26 024 661-00	4,773.10
	1 x 28 019 979-00	226.00
	Total price:	4,999.10
Platinum	1 x 26 024 661-08	7,637.00
	1 x 28 019 979-08	361.80
	Total price:	7,998.80
Brushed Platinum	1 x 26 024 661-06	7,636.90
	1 x 28 019 979-06	361.80
	Total price:	7,998.70
Champagne (22kt Gold)	1 x 26 024 661-47	9,546.20
	1 x 28 019 979-47	452.00
	Total price:	9,998.20
Brushed Champagne (23kt Gold)	1 x 26 024 661-46	9,546.20
	1 x 28 019 979-46	452.00
	Total price:	9,998.20
Brushed Durabronz (23kt Gold)	1 x 26 024 661-28	9,546.20
	1 x 28 019 979-28	452.00
	Total price:	9,998.20
Dark Chrome	1 x 26 024 661-19	7,159.60
	1 x 28 019 979-19	339.00
	Total price:	7,498.60
Brushed Dark Platinum	1 x 26 024 661-99	8,591.60
	1 x 28 019 979-99	406.90
	Total price:	8,998.50



Product alternative

Shower system with single-lever shower mixer without hand shower

- max. flow 9 l/min
- rain shower Ø 300 mm

This article does not include a hand shower!

		EUR
Chrome	26 025 661-00	4,773.10
Platinum	26 025 661-08	7,637.00
Brushed Platinum	26 025 661-06	7,637.00
Champagne (22kt Gold)	26 025 661-47	9,546.20
Brushed Champagne (23kt Gold)	26 025 661-46	9,546.20
Brushed Durabronz (23kt Gold)	26 025 661-28	9,546.20
Dark Chrome	26 025 661-19	7,159.70
Brushed Dark Platinum	26 025 661-99	8,591.60



Product alternative

Hand shower

- normal flow
- spray head Ø 130 mm
- max. flow 6.8 l/min

		EUR
Chrome	28 017 979-00 0010	173.10
Platinum	28 017 979-08 0010	276.80
Brushed Platinum	28 017 979-06 0010	276.80
Champagne (22kt Gold)	28 017 979-47 0010	346.20
Brushed Champagne (23kt Gold)	28 017 979-46 0010	346.20
Brushed Durabronz (23kt Gold)	28 017 979-28 0010	346.20
Dark Chrome	28 017 979-19 0010	259.70
Brushed Dark Platinum	28 017 979-99 0010	311.40



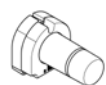
Product alternative

Hand shower

- four settings: normal flow, soft flow, massage flow, cascade
 - spray head Ø 120 mm
 - max. flow 15 l/min
- Hand shower see page 557.

For details and miscellaneous, see page 559.

		EUR
Chrome	28 012 979-00	224.70
Platinum	28 012 979-08	359.50
Brushed Platinum	28 012 979-06	359.50
Champagne (22kt Gold)	28 012 979-47	449.40
Brushed Champagne (23kt Gold)	28 012 979-46	449.40
Brushed Durabronz (23kt Gold)	28 012 979-28	449.40
Dark Chrome	28 012 979-19	337.10
Brushed Dark Platinum	28 012 979-99	404.50



Required miscellaneous

- Concealed wall mounting**
- min. recess depth 78 mm
 - max. recess depth 103 mm

For details and miscellaneous, see page 583.

		EUR
Concealed rough parts	35 003 970 90	305.40



CL.1



CYO



IMO



Lissé



LULU



Madison



MEM



Meta



Tara.



VAIA



Shower



Concealed articles



Miscellaneous



Kitchen

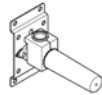
28 504 979



Shower head

- 180-210 mm projection
- ball-joint pivotable through 30°
- normal flow
- with anti-scale system
- spray head Ø 100 mm
- rosette Ø 55 mm
- 1/2" connection
- max. flow 7 l/min

		EUR
Chrome	28 504 979-00	563.10
Platinum	28 504 979-08	901.20
Brushed Platinum	28 504 979-06	901.30
Champagne (22kt Gold)	28 504 979-47	1,126.20
Brushed Champagne (23kt Gold)	28 504 979-46	1,126.20
Brushed Durabronze (23kt Gold)	28 504 979-28	1,126.20
Dark Chrome	28 504 979-19	844.80
Brushed Dark Platinum	28 504 979-99	1,013.80



Optional miscellaneous

Concealed wall elbow

- min. recess depth 90 mm
- max. recess depth 163 mm

For details and miscellaneous, see page 603.

		EUR
Concealed rough parts	35 085 970 90	116.90

28 508 979



Shower head

- 200 mm projection
- ball-joint pivotable through 30°
- three settings: normal flow, soft flow, massage flow
- with anti-scale system
- spray head Ø 92 mm
- rosette Ø 55 mm
- 1/2" connection
- max. flow 9 l/min

		EUR
Chrome	28 508 979-00	629.90
Platinum	28 508 979-08	1,007.50
Brushed Platinum	28 508 979-06	1,007.50
Champagne (22kt Gold)	28 508 979-47	1,259.80
Brushed Champagne (23kt Gold)	28 508 979-46	1,259.80
Brushed Durabronze (23kt Gold)	28 508 979-28	1,259.80
Dark Chrome	28 508 979-19	944.80
Brushed Dark Platinum	28 508 979-99	1,133.60

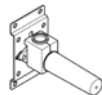


Product alternative

Shower head

- max. flow 6.8 l/min

		EUR
Chrome	28 508 979-00 0010	629.90
Platinum	28 508 979-08 0010	1,007.50
Brushed Platinum	28 508 979-06 0010	1,007.50
Champagne (22kt Gold)	28 508 979-47 0010	1,259.80
Brushed Champagne (23kt Gold)	28 508 979-46 0010	1,259.80
Brushed Durabronze (23kt Gold)	28 508 979-28 0010	1,259.80
Dark Chrome	28 508 979-19 0010	944.80
Brushed Dark Platinum	28 508 979-99 0010	1,133.60



Optional miscellaneous

Concealed wall elbow

- min. recess depth 90 mm
- max. recess depth 163 mm

For details and miscellaneous, see page 603.

		EUR
Concealed rough parts	35 085 970 90	116.90

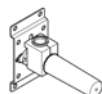
28 505 979



Shower head

- 155 mm projection
- ball-joint pivotable through 18° (in any direction)
- three settings: normal flow, soft flow, massage flow
- with anti-scale system
- spray head Ø 100 mm
- rosette Ø 60 mm
- 1/2" connection
- max. flow 7.6 l/min

		EUR
Chrome	28 505 979-00	351.00
Platinum	28 505 979-08	561.60
Brushed Platinum	28 505 979-06	561.60
Champagne (22kt Gold)	28 505 979-47	702.00
Brushed Champagne (23kt Gold)	28 505 979-46	702.00
Brushed Durabronze (23kt Gold)	28 505 979-28	702.00
Dark Chrome	28 505 979-19	526.50
Brushed Dark Platinum	28 505 979-99	631.90



Optional miscellaneous

Concealed wall elbow

- min. recess depth 90 mm
- max. recess depth 163 mm

For details and miscellaneous, see page 603.

		EUR
Concealed rough parts	35 085 970 90	116.90



28 649 970



Rain shower with wall fixing 220 mm

- 450 mm projection
- rain shower Ø 220 mm
- rain flow
- max. flow 14 l/min
- rosette Ø 60 mm
- 1/2" connection
- with anti-scale system
- quick clearing

		EUR
Chrome	28 649 970-00	917.60
Platinum	28 649 970-08	1,468.20
Brushed Platinum	28 649 970-06	1,468.20
Champagne (22kt Gold)	28 649 970-47	1,835.20
Brushed Champagne (23kt Gold)	28 649 970-46	1,835.20
Brushed Durabronz (23kt Gold)	28 649 970-28	1,835.20
Dark Chrome	28 649 970-19	1,376.50
Brushed Dark Platinum	28 649 970-99	1,651.80

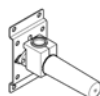


Product alternative

Rain shower with wall fixing 220 mm

- max. flow 7 l/min

		EUR
Chrome	28 648 970-00	917.60
Platinum	28 648 970-08	1,468.20
Brushed Platinum	28 648 970-06	1,468.20
Champagne (22kt Gold)	28 648 970-47	1,835.20
Brushed Champagne (23kt Gold)	28 648 970-46	1,835.20
Brushed Durabronz (23kt Gold)	28 648 970-28	1,835.20
Dark Chrome	28 648 970-19	1,376.40
Brushed Dark Platinum	28 648 970-99	1,651.70



Optional miscellaneous

Concealed wall elbow

- min. recess depth 90 mm
- max. recess depth 163 mm

For details and miscellaneous, see page 603.

		EUR
Concealed rough parts	35 085 970 90	116.90

28 679 970



Rain shower with wall fixing 300 mm

- 450 mm projection
- rain shower Ø 300 mm
- rain flow
- max. flow 14 l/min
- rosette Ø 60 mm
- 1/2" connection
- with anti-scale system
- quick clearing

		EUR
Chrome	28 679 970-00	1,081.00
Platinum	28 679 970-08	1,730.10
Brushed Platinum	28 679 970-06	1,730.10
Champagne (22kt Gold)	28 679 970-47	2,162.00
Brushed Champagne (23kt Gold)	28 679 970-46	2,162.00
Brushed Durabronz (23kt Gold)	28 679 970-28	2,162.00
Dark Chrome	28 679 970-19	1,621.60
Brushed Dark Platinum	28 679 970-99	1,945.90

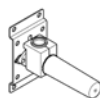


Product alternative

Rain shower with wall fixing 300 mm

- max. flow 9 l/min

		EUR
Chrome	28 678 970-00	1,081.00
Platinum	28 678 970-08	1,729.60
Brushed Platinum	28 678 970-06	1,729.60
Champagne (22kt Gold)	28 678 970-47	2,162.00
Brushed Champagne (23kt Gold)	28 678 970-46	2,162.00
Brushed Durabronz (23kt Gold)	28 678 970-28	2,162.00
Dark Chrome	28 678 970-19	1,621.50
Brushed Dark Platinum	28 678 970-99	1,945.80



Optional miscellaneous

Concealed wall elbow

- min. recess depth 90 mm
- max. recess depth 163 mm

For details and miscellaneous, see page 603.

		EUR
Concealed rough parts	35 085 970 90	116.90



CL.1



CYO



IMO



Lissé



LULU



Madison



MEM



Meta



Tara.



VAIA



Shower



Concealed articles



Miscellaneous



Kitchen

28 659 970



Rain shower with wall fixing 400 mm

- 450 mm projection
- rain shower Ø 400 mm
- rain flow
- max. flow 14 l/min
- rosette Ø 60 mm
- 1/2" connection
- with anti-scale system

		EUR
Chrome	28 659 970-00	1,892.60
Platinum	28 659 970-08	3,028.20
Brushed Platinum	28 659 970-06	3,028.20
Champagne (22kt Gold)	28 659 970-47	3,785.20
Brushed Champagne (23kt Gold)	28 659 970-46	3,785.20
Brushed Durabronze (23kt Gold)	28 659 970-28	3,785.20
Dark Chrome	28 659 970-19	2,839.00
Brushed Dark Platinum	28 659 970-99	3,406.60

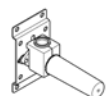


Product alternative

Rain shower with wall fixing 400 mm

- max. flow 12 l/min

		EUR
Chrome	28 658 970-00	1,892.60
Platinum	28 658 970-08	3,028.20
Brushed Platinum	28 658 970-06	3,028.20
Champagne (22kt Gold)	28 658 970-47	3,785.20
Brushed Champagne (23kt Gold)	28 658 970-46	3,785.20
Brushed Durabronze (23kt Gold)	28 658 970-28	3,785.20
Dark Chrome	28 658 970-19	2,838.90
Brushed Dark Platinum	28 658 970-99	3,406.70



Optional miscellaneous

Concealed wall elbow

- min. recess depth 90 mm
- max. recess depth 163 mm

For details and miscellaneous, see page 603.

		EUR
Concealed rough parts	35 085 970 90	116.90

28 669 970



Rain shower with ceiling fixing 220 mm

- rain shower Ø 220 mm
- rain flow
- max. flow 14 l/min
- rosette Ø 60 mm optional
- 1/2" connection
- with anti-scale system
- quick clearing

		EUR
Chrome	28 669 970-00	779.80
Platinum	28 669 970-08	1,248.00
Brushed Platinum	28 669 970-06	1,248.00
Champagne (22kt Gold)	28 669 970-47	1,559.60
Brushed Champagne (23kt Gold)	28 669 970-46	1,559.60
Brushed Durabronze (23kt Gold)	28 669 970-28	1,559.60
Dark Chrome	28 669 970-19	1,169.70
Brushed Dark Platinum	28 669 970-99	1,403.70

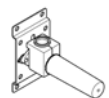


Product alternative

Rain shower with ceiling fixing 220 mm

- max. flow 7 l/min

		EUR
Chrome	28 668 970-00	779.80
Platinum	28 668 970-08	1,247.70
Brushed Platinum	28 668 970-06	1,247.70
Champagne (22kt Gold)	28 668 970-47	1,559.60
Brushed Champagne (23kt Gold)	28 668 970-46	1,559.60
Brushed Durabronze (23kt Gold)	28 668 970-28	1,559.60
Dark Chrome	28 668 970-19	1,169.70
Brushed Dark Platinum	28 668 970-99	1,403.60



Optional miscellaneous

Concealed wall elbow

- min. recess depth 90 mm
- max. recess depth 163 mm

For details and miscellaneous, see page 603.

		EUR
Concealed rough parts	35 085 970 90	116.90



VAIA

28 689 970



Rain shower with ceiling fixing 300 mm

- rain shower Ø 300 mm
- rain flow
- max. flow 14 l/min
- rosette Ø 60 mm optional
- 1/2" connection
- with anti-scale system
- quick clearing

		EUR
Chrome	28 689 970-00	919.40
Platinum	28 689 970-08	1,470.50
Brushed Platinum	28 689 970-06	1,470.50
Champagne (22kt Gold)	28 689 970-47	1,838.80
Brushed Champagne (23kt Gold)	28 689 970-46	1,838.80
Brushed Durabronz (23kt Gold)	28 689 970-28	1,838.80
Dark Chrome	28 689 970-19	1,379.10
Brushed Dark Platinum	28 689 970-99	1,654.80

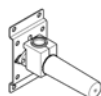


Product alternative

Rain shower with ceiling fixing 300 mm

- max. flow 9 l/min

		EUR
Chrome	28 688 970-00	919.40
Platinum	28 688 970-08	1,471.00
Brushed Platinum	28 688 970-06	1,471.00
Champagne (22kt Gold)	28 688 970-47	1,838.80
Brushed Champagne (23kt Gold)	28 688 970-46	1,838.80
Brushed Durabronz (23kt Gold)	28 688 970-28	1,838.80
Dark Chrome	28 688 970-19	1,379.10
Brushed Dark Platinum	28 688 970-99	1,654.90



Optional miscellaneous

Concealed wall elbow

- min. recess depth 90 mm
- max. recess depth 163 mm

For details and miscellaneous, see page 603.

		EUR
Concealed rough parts	35 085 970 90	116.90

28 699 970



Rain shower with ceiling fixing 400 mm

- rain shower Ø 400 mm
- rain flow
- max. flow 14 l/min
- rosette Ø 60 mm optional
- 1/2" connection
- with anti-scale system
- quick clearing

		EUR
Chrome	28 699 970-00	1,692.50
Platinum	28 699 970-08	2,707.90
Brushed Platinum	28 699 970-06	2,707.90
Champagne (22kt Gold)	28 699 970-47	3,385.00
Brushed Champagne (23kt Gold)	28 699 970-46	3,385.00
Brushed Durabronz (23kt Gold)	28 699 970-28	3,385.00
Dark Chrome	28 699 970-19	2,538.60
Brushed Dark Platinum	28 699 970-99	3,046.40

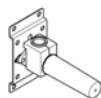


Product alternative

Rain shower with ceiling fixing 400 mm

- max. flow 12 l/min

		EUR
Chrome	28 698 970-00	1,692.50
Platinum	28 698 970-08	2,708.00
Brushed Platinum	28 698 970-06	2,708.00
Champagne (22kt Gold)	28 698 970-47	3,385.00
Brushed Champagne (23kt Gold)	28 698 970-46	3,385.00
Brushed Durabronz (23kt Gold)	28 698 970-28	3,385.00
Dark Chrome	28 698 970-19	2,538.80
Brushed Dark Platinum	28 698 970-99	3,046.50



Optional miscellaneous

Concealed wall elbow

- min. recess depth 90 mm
- max. recess depth 163 mm

For details and miscellaneous, see page 603.

		EUR
Concealed rough parts	35 085 970 90	116.90



CL.1



CYO



IMO



Lissé



LULU



Madison



MEM



Meta



Tara.



VAIA



Shower



Concealed articles



Miscellaneous



Kitchen

28 031 970



Rain shower for surface-mounted ceiling installation 300 mm

- rain shower Ø 300 mm
- Rain flow, max. flow rate 12 l/min
- Spray flow, max. flow rate 6 l/min
- Distance to ceiling from bottom edge of shower 40 mm
- with anti-scale system

		EUR
Chrome	28 031 970-00	710.90
Platinum	28 031 970-08	1,137.50
Brushed Platinum	28 031 970-06	1,137.50
Champagne (22kt Gold)	28 031 970-47	1,421.80
Brushed Champagne (23kt Gold)	28 031 970-46	1,421.80
Brushed Durabronze (23kt Gold)	28 031 970-28	1,421.80
Dark Chrome	28 031 970-19	1,066.40
Brushed Dark Platinum	28 031 970-99	1,279.60



Required miscellaneous

Concealed ceiling installation box with ceiling fixing

- min. recess depth 90 mm
- max. recess depth 115 mm

For details and miscellaneous, see page 602.

		EUR
	35 041 970 90	473.90

28 032 970



Rain shower for surface-mounted ceiling installation with light 300 mm

- rain shower Ø 300 mm
 - Rain flow, max. flow rate 12 l/min
 - Spray flow, max. flow rate 6 l/min
 - Distance to ceiling from bottom edge of shower 40 mm
 - with anti-scale system
 - central LED Spot 3000 K
- includes light bulbs with a Class F energy efficiency

		EUR
Chrome	28 032 970-00	1,068.10
Platinum	28 032 970-08	1,709.00
Brushed Platinum	28 032 970-06	1,709.00
Champagne (22kt Gold)	28 032 970-47	2,136.20
Brushed Champagne (23kt Gold)	28 032 970-46	2,136.20
Brushed Durabronze (23kt Gold)	28 032 970-28	2,136.20
Dark Chrome	28 032 970-19	1,602.20
Brushed Dark Platinum	28 032 970-99	1,922.70



Required miscellaneous

Concealed ceiling installation box for surface-mounted ceiling installation with light

- min. recess depth 90 mm
- max. recess depth 115 mm

For details and miscellaneous, see page 602.

		EUR
	35 042 970 90	712.00

28 033 970



Rain shower for recessed ceiling installation 300 mm

- rain shower Ø 300 mm
- Rain flow, max. flow rate 12 l/min
- Spray flow, max. flow rate 6 l/min
- min. recess depth 137,5 mm
- with anti-scale system

		EUR
Chrome	28 033 970-00	1,425.30
Platinum	28 033 970-08	2,280.40
Brushed Platinum	28 033 970-06	2,280.40
Champagne (22kt Gold)	28 033 970-47	2,850.60
Brushed Champagne (23kt Gold)	28 033 970-46	2,850.60
Brushed Durabronze (23kt Gold)	28 033 970-28	2,850.60
Dark Chrome	28 033 970-19	2,137.90
Brushed Dark Platinum	28 033 970-99	2,565.50



Required miscellaneous

Concealed ceiling installation box for recessed ceiling installation

- recess depth 137 mm

For details and miscellaneous, see page 601.

		EUR
	35 033 970 90	950.20



28 034 970



Rain shower for recessed ceiling installation with light 300 mm

- rain shower Ø 300 mm
 - Rain flow, max. flow rate 12 l/min
 - min. recess depth 137,5 mm
 - Spray flow, max. flow rate 6 l/min
 - with anti-scale system
 - central RGBW LED spot
 - RGBW LED ambient lighting
- includes light bulbs with a Class G energy efficiency

		EUR
Chrome	28 034 970-00	2,139.70
Platinum	28 034 970-08	3,423.50
Brushed Platinum	28 034 970-06	3,423.50
Champagne (22kt Gold)	28 034 970-47	4,279.40
Brushed Champagne (23kt Gold)	28 034 970-46	4,279.40
Brushed Durabronze (23kt Gold)	28 034 970-28	4,279.40
Dark Chrome	28 034 970-19	3,209.50
Brushed Dark Platinum	28 034 970-99	3,851.40



Required miscellaneous

Concealed ceiling installation box for recessed ceiling installation with light

- recess depth 137 mm

For details and miscellaneous, see page 602.

		EUR
	35 034 970 90	1,426.50

27 802 660



Hand shower set with integrated shower holder

- normal flow
- with anti-scale system
- 3/8" shower outlet
- metal shower hose 1250 mm with integrated anti-twist protection
- rosette Ø 60 mm
- 1/2" connection
- max. flow 15 l/min

Intrinsic protection against back flow.

		EUR
Chrome	27 802 660-00	433.30
Platinum	27 802 660-08	693.60
Brushed Platinum	27 802 660-06	693.60
Champagne (22kt Gold)	27 802 660-47	866.60
Brushed Champagne (23kt Gold)	27 802 660-46	866.60
Brushed Durabronze (23kt Gold)	27 802 660-28	866.60
Dark Chrome	27 802 660-19	649.90
Brushed Dark Platinum	27 802 660-99	779.70

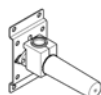


Product alternative

Hand shower set with integrated shower holder

- max. flow 6,8 l/min

		EUR
Chrome	27 802 660-00 0010	433.30
Platinum	27 802 660-08 0010	693.60
Brushed Platinum	27 802 660-06 0010	693.60
Champagne (22kt Gold)	27 802 660-47 0010	866.60
Brushed Champagne (23kt Gold)	27 802 660-46 0010	866.60
Brushed Durabronze (23kt Gold)	27 802 660-28 0010	866.60
Dark Chrome	27 802 660-19 0010	649.90
Brushed Dark Platinum	27 802 660-99 0010	779.70



Optional miscellaneous

Concealed wall elbow

- min. recess depth 90 mm
- max. recess depth 163 mm

For details and miscellaneous, see page 603.

		EUR
Concealed rough parts	35 085 970 90	116.90



CL.1



CYO



IMO



Lissé



LULU



Madison



MEM



Meta



Tara.



VAIA



Shower



Concealed articles



Miscellaneous



Kitchen

27 803 660



Hand shower set with integrated shower holder

- three settings: normal flow, soft flow, massage flow
- with anti-scale system
- 3/8" shower outlet
- metal shower hose 1250 mm with integrated anti-twist protection
- rosette Ø 60 mm
- 1/2" connection
- max. flow 15 l/min

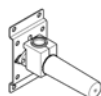
Intrinsic protection against back flow.



Product alternative

Hand shower set with integrated shower holder

- max. flow 6,8 l/min



Optional miscellaneous

Concealed wall elbow

- min. recess depth 90 mm
- max. recess depth 163 mm

For details and miscellaneous, see page 603.

		EUR
Chrome	27 803 660-00	419.90
Platinum	27 803 660-08	671.70
Brushed Platinum	27 803 660-06	671.70
Champagne (22kt Gold)	27 803 660-47	839.80
Brushed Champagne (23kt Gold)	27 803 660-46	839.80
Brushed Durabronze (23kt Gold)	27 803 660-28	839.80
Dark Chrome	27 803 660-19	630.00
Brushed Dark Platinum	27 803 660-99	754.90

		EUR
Chrome	27 803 660-00 0010	419.90
Platinum	27 803 660-08 0010	671.70
Brushed Platinum	27 803 660-06 0010	671.70
Champagne (22kt Gold)	27 803 660-47 0010	839.80
Brushed Champagne (23kt Gold)	27 803 660-46 0010	839.80
Brushed Durabronze (23kt Gold)	27 803 660-28 0010	839.80
Dark Chrome	27 803 660-19 0010	630.00
Brushed Dark Platinum	27 803 660-99 0010	754.90

		EUR
Concealed rough parts	35 085 970 90	116.90

27 808 809



Hand shower set with individual rosettes

- normal flow
- with anti-scale system
- 3/8" shower outlet
- rosette for wall elbow Ø 60 mm
- rosette for shower holder Ø 60 mm
- metal shower hose 1250 mm with integrated anti-twist protection
- 1/2" wall elbow
- max. flow 15 l/min

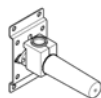
Intrinsic protection against back flow.



Product alternative

Hand shower set with individual rosettes

- max. flow 6,8 l/min



Optional miscellaneous

Concealed wall elbow

- min. recess depth 90 mm
- max. recess depth 163 mm

For details and miscellaneous, see page 603.

		EUR
Chrome	27 808 809-00	640.10
Platinum	27 808 809-08	1,024.30
Brushed Platinum	27 808 809-06	1,024.30
Champagne (22kt Gold)	27 808 809-47	1,280.20
Brushed Champagne (23kt Gold)	27 808 809-46	1,280.20
Brushed Durabronze (23kt Gold)	27 808 809-28	1,280.20
Dark Chrome	27 808 809-19	960.20
Brushed Dark Platinum	27 808 809-99	1,152.30

		EUR
Chrome	27 808 809-00 0010	640.10
Platinum	27 808 809-08 0010	1,024.30
Brushed Platinum	27 808 809-06 0010	1,024.30
Champagne (22kt Gold)	27 808 809-47 0010	1,280.20
Brushed Champagne (23kt Gold)	27 808 809-46 0010	1,280.20
Brushed Durabronze (23kt Gold)	27 808 809-28 0010	1,280.20
Dark Chrome	27 808 809-19 0010	960.20
Brushed Dark Platinum	27 808 809-99 0010	1,152.30

		EUR
Concealed rough parts	35 085 970 90	116.90



VAIA

28 528 979



Body spray without volume control

- spray head Ø 55 mm
- ball-joint pivotable through 25° (in any direction)
- rain flow
- with anti-scale system
- rosette Ø 55 mm
- 1/2" connection
- max. flow 7 l/min

		EUR
Chrome	28 528 979-00	297.90
Platinum	28 528 979-08	476.60
Brushed Platinum	28 528 979-06	476.60
Champagne (22kt Gold)	28 528 979-47	595.80
Brushed Champagne (23kt Gold)	28 528 979-46	595.80
Brushed Durabronze (23kt Gold)	28 528 979-28	595.80
Dark Chrome	28 528 979-19	446.90
Brushed Dark Platinum	28 528 979-99	536.20

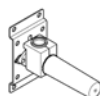


Product alternative

Body spray without volume control

- max. flow 5 l/min

		EUR
Chrome	28 518 979-00	297.90
Platinum	28 518 979-08	476.80
Brushed Platinum	28 518 979-06	476.80
Champagne (22kt Gold)	28 518 979-47	595.80
Brushed Champagne (23kt Gold)	28 518 979-46	595.80
Brushed Durabronze (23kt Gold)	28 518 979-28	595.80
Dark Chrome	28 518 979-19	446.90
Brushed Dark Platinum	28 518 979-99	536.20



Optional miscellaneous

Concealed wall elbow

- min. recess depth 90 mm
- max. recess depth 163 mm

For details and miscellaneous, see page 603.

		EUR
Concealed rough parts	35 085 970 90	116.90

36 525 979



WATER POINTS Concealed body spray

- rain flow
- with anti-scale system
- cover plate 120 x 120 mm
- max. flow 9 l/min

		EUR
Chrome	36 525 979-00	523.30
Platinum	36 525 979-08	837.30
Brushed Platinum	36 525 979-06	837.30
Champagne (22kt Gold)	36 525 979-47	1,046.60
Brushed Champagne (23kt Gold)	36 525 979-46	1,046.60
Brushed Durabronze (23kt Gold)	36 525 979-28	1,046.60
Dark Chrome	36 525 979-19	785.00
Brushed Dark Platinum	36 525 979-99	941.90

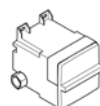


Product alternative

WATER POINTS Concealed body spray

- max. flow 6 l/min

		EUR
Chrome	36 515 979-00	523.30
Platinum	36 515 979-08	836.90
Brushed Platinum	36 515 979-06	836.90
Champagne (22kt Gold)	36 515 979-47	1,046.60
Brushed Champagne (23kt Gold)	36 515 979-46	1,046.60
Brushed Durabronze (23kt Gold)	36 515 979-28	1,046.60
Dark Chrome	36 515 979-19	785.10
Brushed Dark Platinum	36 515 979-99	941.90



Required miscellaneous

Concealed wall installation box

- min. recess depth 85 mm
- max. recess depth 110 mm

For details and miscellaneous, see page 597.

		EUR
Concealed rough parts	35 205 970 90	212.30



Required miscellaneous

xGRID Installation track 555 mm

		EUR
Concealed rough parts	12 360 970 90	106.80



Required miscellaneous

WATER POINTS Adapter plate

		EUR
	12 305 970 90	34.30



Optional miscellaneous

xGRID Attachment set for integrating in the dry wall construction

		EUR
Concealed rough parts	12 340 970 90	107.50



CL.1



CYO



IMO



Lissé



LULU



Madison



MEM



Meta



Tara.



VAIA



Shower



Concealed articles



Miscellaneous



Kitchen

36 527 979



WATER BAR Concealed body spray

- rain flow
- with anti-scale system
- cover plate 240 x 60 mm
- 1/2" connection
- max. flow 9 l/min

		EUR
Chrome	36 527 979-00	808.10
Platinum	36 527 979-08	1,293.00
Brushed Platinum	36 527 979-06	1,293.00
Champagne (22kt Gold)	36 527 979-47	1,616.20
Brushed Champagne (23kt Gold)	36 527 979-46	1,616.20
Brushed Durabronze (23kt Gold)	36 527 979-28	1,616.20
Dark Chrome	36 527 979-19	1,212.20
Brushed Dark Platinum	36 527 979-99	1,454.60

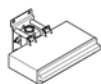


Product alternative

WATER BAR Concealed body spray

- max. flow 6 l/min

		EUR
Chrome	36 517 979-00	808.10
Platinum	36 517 979-08	1,293.20
Brushed Platinum	36 517 979-06	1,293.20
Champagne (22kt Gold)	36 517 979-47	1,616.20
Brushed Champagne (23kt Gold)	36 517 979-46	1,616.20
Brushed Durabronze (23kt Gold)	36 517 979-28	1,616.20
Dark Chrome	36 517 979-19	1,212.20
Brushed Dark Platinum	36 517 979-99	1,454.30



Required miscellaneous

Concealed wall installation box

- min. recess depth 100 mm
- max. recess depth 173 mm

For details and miscellaneous, see page 597.

		EUR
Concealed rough parts	35 206 970 90	287.20



Required miscellaneous

xGRID Installation track 555 mm

		EUR
Concealed rough parts	12 360 970 90	106.80



Optional miscellaneous

xGRID Attachment set for integrating in the dry wall construction

		EUR
Concealed rough parts	12 340 970 90	107.50

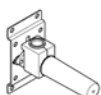
36 514 979



WATER CURVE Concealed body spray

- forceful flat water jet
- horizontal water jet
- water jet adjustable
- cover plate 120 x 60 mm
- 1/2" connection
- max. flow 10 l/min

		EUR
Chrome	36 514 979-00	1,051.60
Platinum	36 514 979-08	1,682.50
Brushed Platinum	36 514 979-06	1,682.50
Champagne (22kt Gold)	36 514 979-47	2,103.20
Brushed Champagne (23kt Gold)	36 514 979-46	2,103.20
Brushed Durabronze (23kt Gold)	36 514 979-28	2,103.20
Dark Chrome	36 514 979-19	1,577.30
Brushed Dark Platinum	36 514 979-99	1,892.90



Optional miscellaneous

Concealed wall elbow

- min. recess depth 90 mm
- max. recess depth 163 mm

For details and miscellaneous, see page 603.

		EUR
Concealed rough parts	35 085 970 90	116.90



VAIA

36 513 979



WATER FAN vertical Concealed body spray

- forceful flat water jet
- vertical water jet
- water jet adjustable
- cover plate 240 x 60 mm
- 1/2" connection
- max. flow 10 l/min

		EUR
Chrome	36 513 979-00	784.50
Platinum	36 513 979-08	1,255.70
Brushed Platinum	36 513 979-06	1,255.70
Champagne (22kt Gold)	36 513 979-47	1,569.00
Brushed Champagne (23kt Gold)	36 513 979-46	1,569.00
Brushed Durabronz (23kt Gold)	36 513 979-28	1,569.00
Dark Chrome	36 513 979-19	1,176.80
Brushed Dark Platinum	36 513 979-99	1,412.00

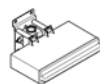


Product alternative

WATER FAN horizontal Concealed body spray

- horizontal water jet
- max. flow 10 l/min

		EUR
Chrome	36 512 979-00	784.50
Platinum	36 512 979-08	1,255.70
Brushed Platinum	36 512 979-06	1,255.70
Champagne (22kt Gold)	36 512 979-47	1,569.00
Brushed Champagne (23kt Gold)	36 512 979-46	1,569.00
Brushed Durabronz (23kt Gold)	36 512 979-28	1,569.00
Dark Chrome	36 512 979-19	1,176.80
Brushed Dark Platinum	36 512 979-99	1,412.00



Required miscellaneous

Concealed wall installation box

- min. recess depth 100 mm
- max. recess depth 173 mm

For details and miscellaneous, see page 597.

		EUR
Concealed rough parts	35 206 970 90	287.20



Required miscellaneous

xGRID Installation track 555 mm

		EUR
Concealed rough parts	12 360 970 90	106.80



Optional miscellaneous

xGRID Attachment set for integrating in the dry wall construction

		EUR
Concealed rough parts	12 340 970 90	107.50

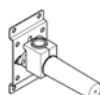
13 415 979



WATER SHEET Cascade spout for wall mounting

- 150 mm projection
- cascade
- cover plate 240 x 60 mm
- 1/2" connection
- plug-link mounting
- max. flow 26.5 l/min at 3 bar flow pressure

		EUR
Chrome	13 415 979-00	1,083.10
Platinum	13 415 979-08	1,732.90
Brushed Platinum	13 415 979-06	1,732.90
Champagne (22kt Gold)	13 415 979-47	2,166.20
Brushed Champagne (23kt Gold)	13 415 979-46	2,166.20
Brushed Durabronz (23kt Gold)	13 415 979-28	2,166.20
Dark Chrome	13 415 979-19	1,624.80
Brushed Dark Platinum	13 415 979-99	1,949.50



Optional miscellaneous

Concealed wall elbow

- min. recess depth 90 mm
- max. recess depth 163 mm

For details and miscellaneous, see page 603.

		EUR
Concealed rough parts	35 085 970 90	116.90



CL.1



CYO



IMO



Lissé



LULU



Madison



MEM



Meta



Tara.



VAIA



Shower



Concealed articles




Miscellaneous



Kitchen

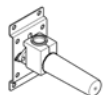
13 420 979



WATER FALL Cascade spout for wall mounting

- 120 mm projection
- cascade
- cover plate 240 x 60 mm
- 1/2" connection
- plug-link mounting
- max. flow 26.5 l/min at 3 bar flow pressure

		EUR
Chrome	13 420 979-00	1,547.40
Platinum	13 420 979-08	2,476.20
Brushed Platinum	13 420 979-06	2,476.20
Champagne (22kt Gold)	13 420 979-47	3,094.80
Brushed Champagne (23kt Gold)	13 420 979-46	3,094.80
Brushed Durabronz (23kt Gold)	13 420 979-28	3,094.80
Dark Chrome	13 420 979-19	2,321.20
Brushed Dark Platinum	13 420 979-99	2,785.40



Optional miscellaneous

Concealed wall elbow

- min. recess depth 90 mm
- max. recess depth 163 mm

For details and miscellaneous, see page 603.

		EUR
Concealed rough parts	35 085 970 90	116.90

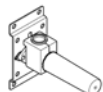
13 425 979



WATER FALL Cascade spout with individual jets for wall mounting

- 22 mm projection
- PEARLSTREAM
- plate 240 mm x 60 mm
- connection 1/2", for shortening
- plug-link mounting
- max. flow 9.5 l/min

		EUR
Chrome	13 425 979-00	1,149.80
Platinum	13 425 979-08	1,839.70
Brushed Platinum	13 425 979-06	1,839.70
Champagne (22kt Gold)	13 425 979-47	2,299.60
Brushed Champagne (23kt Gold)	13 425 979-46	2,299.60
Brushed Durabronz (23kt Gold)	13 425 979-28	2,299.60
Dark Chrome	13 425 979-19	1,724.50
Brushed Dark Platinum	13 425 979-99	2,069.40



Optional miscellaneous

Concealed wall elbow

- min. recess depth 90 mm
- max. recess depth 163 mm

For details and miscellaneous, see page 603.

		EUR
Concealed rough parts	35 085 970 90	116.90



VAIA

27 820 979 +
28 285 979



WATER TUBE Kneipp wall elbow

- laminar flow
- max. flow 15 l/min
- rosette Ø 70 mm
- holder for Kneipp hose
- hose nozzle with sleeve M33
- with holding ring
- 1/2" wall elbow

Intrinsic protection against back flow.

		EUR
Chrome	1 x 27 820 979-00	473.10
	1 x 28 285 979-00	99.80
	Total price:	572.90
Platinum	1 x 27 820 979-08	757.10
	1 x 28 285 979-08	159.60
	Total price:	916.70
Brushed Platinum	1 x 27 820 979-06	757.10
	1 x 28 285 979-06	159.70
	Total price:	916.80
Champagne (22kt Gold)	1 x 27 820 979-47	946.20
	1 x 28 285 979-47	199.60
	Total price:	1,145.80
Brushed Champagne (23kt Gold)	1 x 27 820 979-46	946.20
	1 x 28 285 979-46	199.60
	Total price:	1,145.80
Brushed Durabronze (23kt Gold)	1 x 27 820 979-28	946.20
	1 x 28 285 979-28	199.60
	Total price:	1,145.80
Dark Chrome	1 x 27 820 979-19	709.80
	1 x 28 285 979-19	149.70
	Total price:	859.50
Brushed Dark Platinum	1 x 27 820 979-99	851.60
	1 x 28 285 979-99	179.60
	Total price:	1,031.20



Product alternative

WATER TUBE Kneipp wall elbow with hose holder with individual rosettes

- max. flow 9 l/min

		EUR
Chrome	27 840 979-00	473.10
Platinum	27 840 979-08	757.00
Brushed Platinum	27 840 979-06	757.00
Champagne (22kt Gold)	27 840 979-47	946.20
Brushed Champagne (23kt Gold)	27 840 979-46	946.20
Brushed Durabronze (23kt Gold)	27 840 979-28	946.20
Dark Chrome	27 840 979-19	709.70
Brushed Dark Platinum	27 840 979-99	851.60

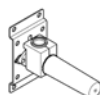


Product alternative

WATER TUBE Kneipp hose black 2000 mm

- hose nozzle with sleeve M33
- with holding ring

		EUR
Chrome	28 286 979-00	99.80
Platinum	28 286 979-08	159.60
Brushed Platinum	28 286 979-06	159.70
Champagne (22kt Gold)	28 286 979-47	199.60
Brushed Champagne (23kt Gold)	28 286 979-46	199.60
Brushed Durabronze (23kt Gold)	28 286 979-28	199.60
Dark Chrome	28 286 979-19	149.70
Brushed Dark Platinum	28 286 979-99	179.60



Optional miscellaneous

Concealed wall elbow

- min. recess depth 90 mm
- max. recess depth 163 mm

For details and miscellaneous, see page 603.

		EUR
Concealed rough parts	35 085 970 90	116.90



CL.1



CYO



IMO



Lissé



LULU



Madison



MEM



Meta



Tara.



VAIA



Shower



Concealed articles



Miscellaneous



Kitchen

27 823 979 +
28 285 979



WATER TUBE Kneipp wall elbow with hose holder with individual rosettes

- laminar flow
- max. flow 15 l/min
- with volume control
- rosettes Ø 60 mm
- holder for Kneipp hose
- 1/2" wall elbow
- without hose

Intrinsic protection against back flow.

		EUR
Chrome	1 x 27 823 979-00	561.10
	1 x 28 285 979-00	99.80
Total price:		660.90
Platinum	1 x 27 823 979-08	897.70
	1 x 28 285 979-08	159.60
Total price:		1,057.30
Brushed Platinum	1 x 27 823 979-06	897.70
	1 x 28 285 979-06	159.70
Total price:		1,057.40
Champagne (22kt Gold)	1 x 27 823 979-47	1,122.20
	1 x 28 285 979-47	199.60
Total price:		1,321.80
Brushed Champagne (23kt Gold)	1 x 27 823 979-46	1,122.20
	1 x 28 285 979-46	199.60
Total price:		1,321.80
Brushed Durabross (23kt Gold)	1 x 27 823 979-28	1,122.20
	1 x 28 285 979-28	199.60
Total price:		1,321.80
Dark Chrome	1 x 27 823 979-19	841.50
	1 x 28 285 979-19	149.70
Total price:		991.20
Brushed Dark Platinum	1 x 27 823 979-99	1,009.90
	1 x 28 285 979-99	179.60
Total price:		1,189.50



Product alternative

WATER TUBE Kneipp wall elbow with hose holder with individual rosettes

- max. flow 9 l/min

		EUR
Chrome	27 843 979-00	561.10
Platinum	27 843 979-08	897.80
Brushed Platinum	27 843 979-06	897.80
Champagne (22kt Gold)	27 843 979-47	1,122.20
Brushed Champagne (23kt Gold)	27 843 979-46	1,122.20
Brushed Durabross (23kt Gold)	27 843 979-28	1,122.20
Dark Chrome	27 843 979-19	841.70
Brushed Dark Platinum	27 843 979-99	1,010.00

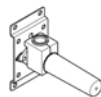


Product alternative

WATER TUBE Kneipp hose black 2000 mm

- hose nozzle with sleeve M33
- with holding ring

		EUR
Chrome	28 286 979-00	99.80
Platinum	28 286 979-08	159.60
Brushed Platinum	28 286 979-06	159.70
Champagne (22kt Gold)	28 286 979-47	199.60
Brushed Champagne (23kt Gold)	28 286 979-46	199.60
Brushed Durabross (23kt Gold)	28 286 979-28	199.60
Dark Chrome	28 286 979-19	149.70
Brushed Dark Platinum	28 286 979-99	179.60



Optional miscellaneous

Concealed wall elbow

- min. recess depth 90 mm
- max. recess depth 163 mm

For details and miscellaneous, see page 603.

		EUR
Concealed rough parts	35 085 970 90	116.90

28 490 660

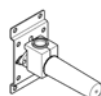


Wall elbow with integrated shower holder

- 3/8" shower outlet
- rosette Ø 60 mm
- 1/2" connection

Intrinsic protection against back flow.

		EUR
Chrome	28 490 660-00	214.10
Platinum	28 490 660-08	342.30
Brushed Platinum	28 490 660-06	342.30
Champagne (22kt Gold)	28 490 660-47	428.20
Brushed Champagne (23kt Gold)	28 490 660-46	428.20
Brushed Durabross (23kt Gold)	28 490 660-28	428.20
Dark Chrome	28 490 660-19	321.10
Brushed Dark Platinum	28 490 660-99	384.80



Optional miscellaneous

Concealed wall elbow

- min. recess depth 90 mm
- max. recess depth 163 mm

For details and miscellaneous, see page 603.

		EUR
Concealed rough parts	35 085 970 90	116.90



28 450 809

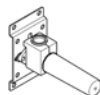


Wall elbow

- 3/8" shower outlet
- rosette Ø 60 mm
- 1/2" connection

Intrinsic protection against back flow.

		EUR
Chrome	28 450 809-00	127.80
Platinum	28 450 809-08	204.30
Brushed Platinum	28 450 809-06	204.00
Champagne (22kt Gold)	28 450 809-47	255.60
Brushed Champagne (23kt Gold)	28 450 809-46	255.60
Brushed Durabrass (23kt Gold)	28 450 809-28	255.60
Dark Chrome	28 450 809-19	191.60
Brushed Dark Platinum	28 450 809-99	229.90



Optional miscellaneous

Concealed wall elbow

- min. recess depth 90 mm
- max. recess depth 163 mm

For details and miscellaneous, see page 603.

		EUR
Concealed rough parts	35 085 970 90	116.90

28 050 809



Wall bracket

- rosette Ø 60 mm

		EUR
Chrome	28 050 809-00	194.00
Platinum	28 050 809-08	310.40
Brushed Platinum	28 050 809-06	311.10
Champagne (22kt Gold)	28 050 809-47	388.00
Brushed Champagne (23kt Gold)	28 050 809-46	388.00
Brushed Durabrass (23kt Gold)	28 050 809-28	388.00
Dark Chrome	28 050 809-19	291.00
Brushed Dark Platinum	28 050 809-99	349.50

28 060 970



Wall bracket swivel

		EUR
Chrome	28 060 970-00	188.20
Platinum	28 060 970-08	301.40
Brushed Platinum	28 060 970-06	301.40
Champagne (22kt Gold)	28 060 970-47	376.40
Brushed Champagne (23kt Gold)	28 060 970-46	376.40
Brushed Durabrass (23kt Gold)	28 060 970-28	376.40
Dark Chrome	28 060 970-19	282.40
Brushed Dark Platinum	28 060 970-99	338.90



CL.1



CYO



IMO



Lissé



LULU



Madison



MEM



Meta



Tara.



VAIA



Shower



Concealed articles



Miscellaneous



Kitchen

34 442 979



Shower thermostat for wall mounting

- slide-on rosettes Ø 70 mm
- gauge 150 mm - 13 mm
- 3/8" shower outlet
- with volume control

Intrinsic protection against back flow.

		EUR
Chrome	34 442 979-00	667.70
Platinum	34 442 979-08	1,068.10
Brushed Platinum	34 442 979-06	1,068.10
Champagne (22kt Gold)	34 442 979-47	1,335.40
Brushed Champagne (23kt Gold)	34 442 979-46	1,335.40
Brushed Durabrass (23kt Gold)	34 442 979-28	1,335.40
Dark Chrome	34 442 979-19	1,001.60
Brushed Dark Platinum	34 442 979-99	1,201.50

34 443 979 +
11 431 809

NEW



Shower thermostat

- slide-on rosettes Ø 70 mm
- gauge 150 mm - 13 mm
- 3/8" shower outlet
- with volume control

Intrinsic protection against back flow.

		EUR
Chrome	1 x 34 443 979-00	578.60
	1 x 11 431 809-00	118.70
	Total price:	697.30
Platinum	1 x 34 443 979-08	925.70
	1 x 11 431 809-08	190.00
	Total price:	1,115.70
Brushed Platinum	1 x 34 443 979-06	925.70
	1 x 11 431 809-06	190.00
	Total price:	1,115.70
Champagne (22kt Gold)	1 x 34 443 979-47	1,157.20
	1 x 11 431 809-47	237.40
	Total price:	1,394.60
Brushed Champagne (23kt Gold)	1 x 34 443 979-46	1,157.20
	1 x 11 431 809-46	237.40
	Total price:	1,394.60
Brushed Durabrass (23kt Gold)	1 x 34 443 979-28	1,157.20
	1 x 11 431 809-28	237.40
	Total price:	1,394.60
Dark Chrome	1 x 34 443 979-19	867.80
	1 x 11 431 809-19	178.10
	Total price:	1,045.90
Brushed Dark Platinum	1 x 34 443 979-99	1,041.40
	1 x 11 431 809-99	213.70
	Total price:	1,255.10

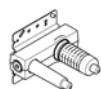
36 060 809



Concealed single-lever mixer with cover plate

- cover plate 80 x 80 mm

		EUR
Chrome	36 060 809-00	405.60
Platinum	36 060 809-08	649.00
Brushed Platinum	36 060 809-06	649.00
Champagne (22kt Gold)	36 060 809-47	811.20
Brushed Champagne (23kt Gold)	36 060 809-46	811.20
Brushed Durabrass (23kt Gold)	36 060 809-28	811.20
Dark Chrome	36 060 809-19	608.50
Brushed Dark Platinum	36 060 809-99	730.20



Required miscellaneous

Concealed wall-mounted single-lever mixer

- min. recess depth 80 mm
- max. recess depth 95 mm

For details and miscellaneous, see page 585.

		EUR
Concealed rough parts	35 860 970 90	213.80



VAIA

36 050 970

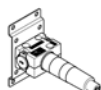


Concealed single-lever mixer with integrated shower connection

- without rosette

Intrinsic protection against back flow.

		EUR
Chrome	36 050 970-00	441.60
Platinum	36 050 970-08	706.20
Brushed Platinum	36 050 970-06	706.20
Champagne (22kt Gold)	36 050 970-47	883.20
Brushed Champagne (23kt Gold)	36 050 970-46	883.20
Brushed Durabronze (23kt Gold)	36 050 970-28	883.20
Dark Chrome	36 050 970-19	662.40
Brushed Dark Platinum	36 050 970-99	795.30



Required miscellaneous

- Concealed wall mounting**
- min. recess depth 80 mm
 - max. recess depth 105 mm

For details and miscellaneous, see page 584.

		EUR
Concealed rough parts	35 050 970 90	305.40

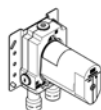
36 120 809



Concealed single-lever mixer with diverter

- automatic diverter
- cover plate Ø 150 mm

		EUR
Chrome	36 120 809-00	545.60
Platinum	36 120 809-08	873.20
Brushed Platinum	36 120 809-06	872.60
Champagne (22kt Gold)	36 120 809-47	1,091.20
Brushed Champagne (23kt Gold)	36 120 809-46	1,091.20
Brushed Durabronze (23kt Gold)	36 120 809-28	1,091.20
Dark Chrome	36 120 809-19	818.40
Brushed Dark Platinum	36 120 809-99	982.40

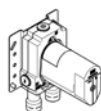


Required miscellaneous

- Concealed single-lever mixer**
- min. recess depth 80 mm
 - max. recess depth 105 mm

For details and miscellaneous, see page 587.

		EUR
Concealed rough parts	35 020 970 90	225.50



Required miscellaneous

- Concealed single-lever mixer with backflow preventor**
- min. recess depth 80 mm
 - max. recess depth 105 mm

For details and miscellaneous, see page 586.

		EUR
Concealed rough parts	35 021 970 90	322.20



Required miscellaneous

- xGRID Installation track 555 mm**

		EUR
Concealed rough parts	12 360 970 90	106.80



Optional miscellaneous

- xGRID Attachment set for integrating in the dry wall construction**

		EUR
Concealed rough parts	12 340 970 90	107.50



CL.1



CYO



IMO



Lissé



LULU



Madison



MEM



Meta



Tara.



VAIA



Shower



Concealed articles



Miscellaneous



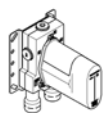
Kitchen

36 425 809 NEW Concealed thermostat with one function volume control



- cover plate Ø 150 mm
- temperature control handle with safety limit stop at 38 °C
- hot water temperature limiter, can be preset

		EUR
Chrome	36 425 809-00	641.50
Platinum	36 425 809-08	1,026.50
Brushed Platinum	36 425 809-06	1,026.50
Champagne (22kt Gold)	36 425 809-47	1,283.00
Brushed Champagne (23kt Gold)	36 425 809-46	1,283.00
Brushed Durabronze (23kt Gold)	36 425 809-28	1,283.00
Dark Chrome	36 425 809-19	962.40
Brushed Dark Platinum	36 425 809-99	1,154.80

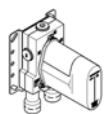


Required miscellaneous

- Concealed thermostat**
- min. recess depth 80 mm
 - max. recess depth 136 mm

For details and miscellaneous, see page 588.

		EUR
Concealed rough parts	35 425 970 90	414.80

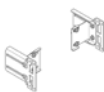


Required miscellaneous

- Concealed thermostat with built-in isolators**
- min. recess depth 80 mm
 - max. recess depth 136 mm

For details and miscellaneous, see page 587.

		EUR
Concealed rough parts	35 426 970 90	435.70



Optional miscellaneous

- xGRID Attachment set for integrating in the dry wall construction**

		EUR
Concealed rough parts	12 340 970 90	107.50



Optional miscellaneous

- xGRID Installation track 555 mm**

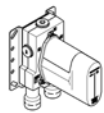
		EUR
Concealed rough parts	12 360 970 90	106.80

36 426 809 NEW Concealed thermostat with two function volume control



- rotary diverter with volume control and shut-off function
- cover plate Ø 150 mm
- temperature control handle with safety limit stop at 38 °C
- hot water temperature limiter, can be preset

		EUR
Chrome	36 426 809-00	762.40
Platinum	36 426 809-08	1,219.90
Brushed Platinum	36 426 809-06	1,219.90
Champagne (22kt Gold)	36 426 809-47	1,524.80
Brushed Champagne (23kt Gold)	36 426 809-46	1,524.80
Brushed Durabronze (23kt Gold)	36 426 809-28	1,524.80
Dark Chrome	36 426 809-19	1,143.70
Brushed Dark Platinum	36 426 809-99	1,372.40

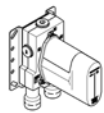


Required miscellaneous

- Concealed thermostat**
- min. recess depth 80 mm
 - max. recess depth 136 mm

For details and miscellaneous, see page 588.

		EUR
Concealed rough parts	35 425 970 90	414.80

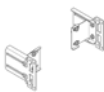


Required miscellaneous

- Concealed thermostat with built-in isolators**
- min. recess depth 80 mm
 - max. recess depth 136 mm

For details and miscellaneous, see page 587.

		EUR
Concealed rough parts	35 426 970 90	435.70



Optional miscellaneous

- xGRID Attachment set for integrating in the dry wall construction**

		EUR
Concealed rough parts	12 340 970 90	107.50



Optional miscellaneous

- xGRID Installation track 555 mm**

		EUR
Concealed rough parts	12 360 970 90	106.80



VAIA

36 427 809

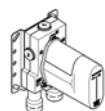
NEW

Concealed thermostat with three function volume control

- rotary diverter with volume control and shut-off function
- cover plate Ø 150 mm
- temperature control handle with safety limit stop at 38 °C
- hot water temperature limiter, can be preset



		EUR
Chrome	36 427 809-00	795.50
Platinum	36 427 809-08	1,272.80
Brushed Platinum	36 427 809-06	1,272.80
Champagne (22kt Gold)	36 427 809-47	1,591.00
Brushed Champagne (23kt Gold)	36 427 809-46	1,591.00
Brushed Durabronze (23kt Gold)	36 427 809-28	1,591.00
Dark Chrome	36 427 809-19	1,193.40
Brushed Dark Platinum	36 427 809-99	1,432.00



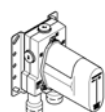
Required miscellaneous

Concealed thermostat

- min. recess depth 80 mm
- max. recess depth 136 mm

For details and miscellaneous, see page 589.

		EUR
Concealed rough parts	35 427 970 90	434.60



Required miscellaneous

Concealed thermostat with built-in isolators

- min. recess depth 80 mm
- max. recess depth 136 mm

For details and miscellaneous, see page 588.

		EUR
Concealed rough parts	35 428 970 90	455.90



Required miscellaneous

xGRID Installation track 555 mm

		EUR
Concealed rough parts	12 360 970 90	106.80



Optional miscellaneous

xGRID Attachment set for integrating in the dry wall construction

		EUR
Concealed rough parts	12 340 970 90	107.50



CL.1



CYO



IMO



Lissé



LULU



Madison



MEM



Meta



Tara.



VAIA



Shower



Concealed articles



Miscellaneous



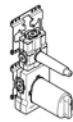
Kitchen

36 501 809 +
36 607 809



- NEW xTOOL Thermostat module with 1 valve**
- cover plate Ø 123 mm
 - rosette Ø 60 mm
 - temperature control handle with safety limit stop at 38 °C
 - thermostat cartridge
 - head part with cut-to-length spindle and sleeve

		EUR
Chrome	1 x 36 501 809-00	1,081.60
	1 x 36 607 809-00	222.50
	Total price:	1,304.10
Platinum	1 x 36 501 809-08	1,730.60
	1 x 36 607 809-08	356.00
	Total price:	2,086.60
Brushed Platinum	1 x 36 501 809-06	1,730.60
	1 x 36 607 809-06	356.10
	Total price:	2,086.70
Champagne (22kt Gold)	1 x 36 501 809-47	2,163.20
	1 x 36 607 809-47	445.00
	Total price:	2,608.20
Brushed Champagne (23kt Gold)	1 x 36 501 809-46	2,163.20
	1 x 36 607 809-46	445.00
	Total price:	2,608.20
Brushed Durabross (23kt Gold)	1 x 36 501 809-28	2,163.20
	1 x 36 607 809-28	445.00
	Total price:	2,608.20
Dark Chrome	1 x 36 501 809-19	1,622.40
	1 x 36 607 809-19	333.70
	Total price:	1,956.10
Brushed Dark Platinum	1 x 36 501 809-99	1,946.90
	1 x 36 607 809-99	400.40
	Total price:	2,347.30



Required miscellaneous

xTOOL Concealed thermostat module with 1 valve

- min. recess depth 85 mm
- max. recess depth 110 mm

For details and miscellaneous, see page 591.

		EUR
Concealed rough parts	35 511 970 90	674.20



Required miscellaneous

xGRID Installation track 555 mm

		EUR
Concealed rough parts	12 360 970 90	106.80



Optional miscellaneous

xGRID Attachment set for integrating in the dry wall construction

		EUR
Concealed rough parts	12 340 970 90	107.50



VAIA

36 503 809 +
2x 36 607 809

NEW

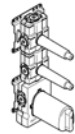
xTOOL Thermostat module with 2 valves

- cover plate Ø 123 mm
- rosette Ø 60 mm
- temperature control handle with safety limit stop at 38 °C
- thermostat cartridge
- 2x head part with cut-to-length spindle and sleeve



		EUR
Chrome	1 x 36 503 809-00	1,081.60
	2 x 36 607 809-00	222.50
	Total price:	1,526.60
Platinum	1 x 36 503 809-08	1,730.60
	2 x 36 607 809-08	356.00
	Total price:	2,442.60
Brushed Platinum	1 x 36 503 809-06	1,730.60
	2 x 36 607 809-06	356.10
	Total price:	2,442.80
Champagne (22kt Gold)	1 x 36 503 809-47	2,163.20
	2 x 36 607 809-47	445.00
	Total price:	3,053.20
Brushed Champagne (23kt Gold)	1 x 36 503 809-46	2,163.20
	2 x 36 607 809-46	445.00
	Total price:	3,053.20
Brushed Durabronz (23kt Gold)	1 x 36 503 809-28	2,163.20
	2 x 36 607 809-28	445.00
	Total price:	3,053.20
Dark Chrome	1 x 36 503 809-19	1,622.40
	2 x 36 607 809-19	333.70
	Total price:	2,289.80
Brushed Dark Platinum	1 x 36 503 809-99	1,946.90
	2 x 36 607 809-99	400.40
	Total price:	2,747.70

Required miscellaneous



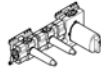
xTOOL Concealed thermostat module with 2 valves

- min. recess depth 85 mm
- max. recess depth 110 mm

For details and miscellaneous, see page 592.

		EUR
Concealed rough parts	35 521 970 90	1,123.80

Required miscellaneous



xTOOL Concealed thermostat module with 2 valves

- min. recess depth 85 mm
- max. recess depth 110 mm

For details and miscellaneous, see page 593.

		EUR
Concealed rough parts	35 524 970 90	1,111.50

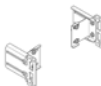
Required miscellaneous



xGRID Installation track 555 mm

		EUR
Concealed rough parts	12 360 970 90	106.80

Optional miscellaneous



xGRID Attachment set for integrating in the dry wall construction

		EUR
Concealed rough parts	12 340 970 90	107.50



CL.1



CYO



IMO



Lissé



LULU



Madison



MEM



Meta



Tara.



VAIA



Shower



Concealed articles



Miscellaneous



Kitchen

36 503 809 +
3x 36 607 809

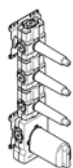
NEW

xTOOL Thermostat module with 3 valves

- cover plate Ø 123 mm
- rosette Ø 60 mm
- temperature control handle with safety limit stop at 38 °C
- thermostat cartridge
- 3x head part with cut-to-length spindle and sleeve



		EUR
Chrome	1 x 36 503 809-00	1,081.60
	3 x 36 607 809-00	222.50
	Total price:	1,749.10
Platinum	1 x 36 503 809-08	1,730.60
	3 x 36 607 809-08	356.00
	Total price:	2,798.60
Brushed Platinum	1 x 36 503 809-06	1,730.60
	3 x 36 607 809-06	356.10
	Total price:	2,798.90
Champagne (22kt Gold)	1 x 36 503 809-47	2,163.20
	3 x 36 607 809-47	445.00
	Total price:	3,498.20
Brushed Champagne (23kt Gold)	1 x 36 503 809-46	2,163.20
	3 x 36 607 809-46	445.00
	Total price:	3,498.20
Brushed Durabross (23kt Gold)	1 x 36 503 809-28	2,163.20
	3 x 36 607 809-28	445.00
	Total price:	3,498.20
Dark Chrome	1 x 36 503 809-19	1,622.40
	3 x 36 607 809-19	333.70
	Total price:	2,623.50
Brushed Dark Platinum	1 x 36 503 809-99	1,946.90
	3 x 36 607 809-99	400.40
	Total price:	3,148.10



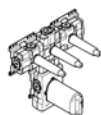
Required miscellaneous

xTOOL Concealed thermostat module with 3 valves

- min. recess depth 85 mm
- max. recess depth 110 mm

For details and miscellaneous, see page 594.

		EUR
Concealed rough parts	35 531 970 90	1,207.70



Required miscellaneous

xTOOL Concealed thermostat module with 3 valves

- min. recess depth 85 mm
- max. recess depth 110 mm

For details and miscellaneous, see page 595.

		EUR
Concealed rough parts	35 534 970 90	1,308.40



Required miscellaneous

xGRID Installation track 555 mm

		EUR
Concealed rough parts	12 360 970 90	106.80



Optional miscellaneous

xGRID Attachment set for integrating in the dry wall construction

		EUR
Concealed rough parts	12 340 970 90	107.50



36 501 809 **NEW** **xTOOL Concealed thermostat without volume control 1/2"**
 • cover plate Ø 123 mm
 • temperature control handle with safety limit stop at 38 °C
 • thermostat cartridge



		EUR
Chrome	36 501 809-00	1,081.60
Platinum	36 501 809-08	1,730.60
Brushed Platinum	36 501 809-06	1,730.60
Champagne (22kt Gold)	36 501 809-47	2,163.20
Brushed Champagne (23kt Gold)	36 501 809-46	2,163.20
Brushed Durabronze (23kt Gold)	36 501 809-28	2,163.20
Dark Chrome	36 501 809-19	1,622.40
Brushed Dark Platinum	36 501 809-99	1,946.90



Product alternative
xTOOL Concealed thermostat without volume control 3/4"
 • 3/4" thermostat cartridge with integrated filters

		EUR
Chrome	36 503 809-00	1,081.60
Platinum	36 503 809-08	1,730.60
Brushed Platinum	36 503 809-06	1,730.60
Champagne (22kt Gold)	36 503 809-47	2,163.20
Brushed Champagne (23kt Gold)	36 503 809-46	2,163.20
Brushed Durabronze (23kt Gold)	36 503 809-28	2,163.20
Dark Chrome	36 503 809-19	1,622.40
Brushed Dark Platinum	36 503 809-99	1,946.90



Required miscellaneous
xTOOL Concealed thermostat module without volume control
 • min. recess depth 85 mm
 • max. recess depth 110 mm

		EUR
Concealed rough parts	35 503 970 90	823.00

For details and miscellaneous, see page 590.



Required miscellaneous
xGRID Installation track 555 mm

		EUR
Concealed rough parts	12 360 970 90	106.80



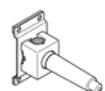
Optional miscellaneous
xGRID Attachment set for integrating in the dry wall construction

		EUR
Concealed rough parts	12 340 970 90	107.50

36 607 809
Wall valve clockwise closing 1/2"
 • rosette Ø 60 mm
 • head part with cut-to-length spindle and sleeve



		EUR
Chrome	36 607 809-00	222.50
Platinum	36 607 809-08	356.00
Brushed Platinum	36 607 809-06	356.10
Champagne (22kt Gold)	36 607 809-47	445.00
Brushed Champagne (23kt Gold)	36 607 809-46	445.00
Brushed Durabronze (23kt Gold)	36 607 809-28	445.00
Dark Chrome	36 607 809-19	333.70
Brushed Dark Platinum	36 607 809-99	400.40



Required miscellaneous
Wall valve 1/2"
 • min. recess depth 75 mm
 • max. recess depth 145 mm

		EUR
Concealed rough parts	35 607 970 90	86.60

For details and miscellaneous, see page 595.



CL.1



CYO



IMO



Lissé



LULU



Madison



MEM



Meta



Tara.



VAIA



Shower



Concealed articles



Miscellaneous



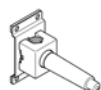
Kitchen

36 607 819



- Wall valve clockwise closing 1/2"**
- rosette Ø 60 mm
 - head part with cut-to-length spindle and sleeve

		EUR
Chrome	36 607 819-00	222.50
Platinum	36 607 819-08	356.00
Brushed Platinum	36 607 819-06	356.10
Champagne (22kt Gold)	36 607 819-47	445.00
Brushed Champagne (23kt Gold)	36 607 819-46	445.00
Brushed Durabronze (23kt Gold)	36 607 819-28	445.00
Dark Chrome	36 607 819-19	333.70
Brushed Dark Platinum	36 607 819-99	400.40



Required miscellaneous

- Wall valve 1/2"**
- min. recess depth 75 mm
 - max. recess depth 145 mm

For details and miscellaneous, see page 595.

		EUR
Concealed rough parts	35 607 970 90	86.60

36 608 809



- Wall valve clockwise closing 3/4"**
- rosette Ø 60 mm
 - head part with cut-to-length spindle and sleeve

		EUR
Chrome	36 608 809-00	222.50
Platinum	36 608 809-08	356.00
Brushed Platinum	36 608 809-06	356.10
Champagne (22kt Gold)	36 608 809-47	445.00
Brushed Champagne (23kt Gold)	36 608 809-46	445.00
Brushed Durabronze (23kt Gold)	36 608 809-28	445.00
Dark Chrome	36 608 809-19	333.70
Brushed Dark Platinum	36 608 809-99	400.40



Required miscellaneous

- Wall valve 3/4"**
- min. recess depth 75 mm
 - max. recess depth 145 mm

For details and miscellaneous, see page 596.

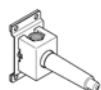
		EUR
Concealed rough parts	35 608 970 90	113.40

36 608 819



- Wall valve clockwise closing 3/4"**
- rosette Ø 60 mm
 - head part with cut-to-length spindle and sleeve

		EUR
Chrome	36 608 819-00	222.50
Platinum	36 608 819-08	356.00
Brushed Platinum	36 608 819-06	356.10
Champagne (22kt Gold)	36 608 819-47	445.00
Brushed Champagne (23kt Gold)	36 608 819-46	445.00
Brushed Durabronze (23kt Gold)	36 608 819-28	445.00
Dark Chrome	36 608 819-19	333.70
Brushed Dark Platinum	36 608 819-99	400.40



Required miscellaneous

- Wall valve 3/4"**
- min. recess depth 75 mm
 - max. recess depth 145 mm

For details and miscellaneous, see page 596.

		EUR
Concealed rough parts	35 608 970 90	113.40

36 200 809

NEW



- Concealed two-way diverter**
- rotary diverter
 - rosette Ø 60 mm

		EUR
Chrome	36 200 809-00	472.50
Brushed Platinum	36 200 809-06	755.80
Champagne (22kt Gold)	36 200 809-47	945.00
Brushed Champagne (23kt Gold)	36 200 809-46	945.00
Brushed Durabronze (23kt Gold)	36 200 809-28	945.00
Dark Chrome	36 200 809-19	708.70
Brushed Dark Platinum	36 200 809-99	850.40



Required miscellaneous

- Concealed two-way diverter**
- min. recess depth 85 mm
 - max. recess depth 160 mm

For details and miscellaneous, see page 596.

		EUR
Concealed rough parts	35 202 970 90	281.70

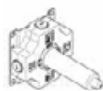


	NEW Concealed two-way diverter • rotary diverter • rosette Ø 60 mm			EUR
		Chrome	36 200 819-00	472.50
		Brushed Platinum	36 200 819-06	755.80
		Champagne (22kt Gold)	36 200 819-47	945.00
		Brushed Champagne (23kt Gold)	36 200 819-46	945.00
		Brushed Durabross (23kt Gold)	36 200 819-28	945.00
		Dark Chrome	36 200 819-19	708.70
		Brushed Dark Platinum	36 200 819-99	850.40



Required miscellaneous		EUR	
Concealed two-way diverter	Concealed rough parts	35 202 970 90	281.70
• min. recess depth 85 mm			
• max. recess depth 160 mm			
For details and miscellaneous, see page 596.			

	NEW Concealed three-way diverter • rotary diverter • rosette Ø 60 mm			EUR
		Chrome	36 210 809-00	472.50
		Brushed Platinum	36 210 809-06	755.80
		Champagne (22kt Gold)	36 210 809-47	945.00
		Brushed Champagne (23kt Gold)	36 210 809-46	945.00
		Brushed Durabross (23kt Gold)	36 210 809-28	945.00
		Dark Chrome	36 210 809-19	708.70
		Brushed Dark Platinum	36 210 809-99	850.40




Required miscellaneous		EUR	
Concealed three-way diverter	Concealed rough parts	35 203 970 90	343.00
• min. recess depth 85 mm			
• max. recess depth 160 mm			
For details and miscellaneous, see page 596.			

	NEW Concealed three-way diverter • rotary diverter • rosette Ø 60 mm			EUR
		Chrome	36 210 819-00	472.50
		Brushed Platinum	36 210 819-06	755.80
		Champagne (22kt Gold)	36 210 819-47	945.00
		Brushed Champagne (23kt Gold)	36 210 819-46	945.00
		Brushed Durabross (23kt Gold)	36 210 819-28	945.00
		Dark Chrome	36 210 819-19	708.70
		Brushed Dark Platinum	36 210 819-99	850.40



Required miscellaneous		EUR	
Concealed three-way diverter	Concealed rough parts	35 203 970 90	343.00
• min. recess depth 85 mm			
• max. recess depth 160 mm			
For details and miscellaneous, see page 596.			

	Deck valve clockwise closing cold • hole diameter 32 mm • rosette Ø 60 mm • with cold marking			EUR
		Chrome	20 000 809-00	256.80
		Platinum	20 000 809-08	411.00
		Brushed Platinum	20 000 809-06	410.80
		Champagne (22kt Gold)	20 000 809-47	513.60
		Brushed Champagne (23kt Gold)	20 000 809-46	513.60
		Brushed Durabross (23kt Gold)	20 000 809-28	513.60
		Dark Chrome	20 000 809-19	385.30
Brushed Dark Platinum	20 000 809-99	462.20		



Product alternative		EUR	
Deck valve clockwise closing hot	Chrome	20 000 808-00	256.80
	Platinum	20 000 808-08	411.00
	Brushed Platinum	20 000 808-06	410.80
	Champagne (22kt Gold)	20 000 808-47	513.60
	Brushed Champagne (23kt Gold)	20 000 808-46	513.60
	Brushed Durabross (23kt Gold)	20 000 808-28	513.60
	Dark Chrome	20 000 808-19	385.30
	Brushed Dark Platinum	20 000 808-99	462.20



CL.1



CYO



IMO



Lissé



LULU



Madison



MEM



Meta



Tara.



VAIA



Shower



Concealed articles



Miscellaneous



Kitchen

25 863 809



Single-lever bath mixer with stand pipe for free-standing assembly with hand shower set

- pivotable spout 360°
- **281 mm projection**
- spout: circular, air-enriched flow
- complete hand shower set: normal flow
- bar-type hand shower with anti-scale system
- wall bracket
- automatic bath/shower diverter
- total height 1057 - 1127 mm
- stand pipe height 565 - 635 mm
- height up to aerator 925 - 995 mm
- slide-on rosettes Ø 135 mm
- metal shower hose 1250 mm with integrated anti-twist protection
- max. flow 24.6 l/min at 3 bar flow pressure
- max. flow for complete hand shower set 6.8 l/min

Intrinsic protection against back flow.



Required miscellaneous

Concealed floor mounting

- min. recess depth 80 mm
- max. recess depth 150 mm

For details and miscellaneous, see page 596.

		EUR
Chrome	25 863 809-00	4,630.90
Platinum	25 863 809-08	7,409.40
Brushed Platinum	25 863 809-06	7,409.70
Champagne (22kt Gold)	25 863 809-47	9,261.80
Brushed Champagne (23kt Gold)	25 863 809-46	9,261.80
Brushed Durabross (23kt Gold)	25 863 809-28	9,261.80
Dark Chrome	25 863 809-19	6,946.50
Brushed Dark Platinum	25 863 809-99	8,335.70

		EUR
Concealed rough parts	35 945 970 90	799.60


25 943 809



Two-hole bath mixer for free-standing assembly with hand shower set

- **221 mm projection**
- pivotable spout 360°
- hand shower: normal flow
- spout: circular, air-enriched flow
- hand shower with anti-scale system
- rotary diverter for bath/shower
- total height 920 mm
- stand pipes height 628 mm
- height up to aerator 816 mm
- slide-on rosettes Ø 100 mm
- gauge 150 mm
- metal shower hose 1250 mm with integrated anti-twist protection
- pivotable shower holder on the right foot
- max. flow 24.6 l/min at 3 bar flow pressure
- max. hand shower flow 6.8 l/min

Intrinsic protection against back flow.



Required miscellaneous

Concealed floor mounting

- min. recess depth 80 mm
- max. recess depth 160 mm

For details and miscellaneous, see page 596.

		EUR
Chrome	25 943 809-00	4,037.50
Platinum	25 943 809-08	6,459.90
Brushed Platinum	25 943 809-06	6,459.80
Champagne (22kt Gold)	25 943 809-47	8,075.00
Brushed Champagne (23kt Gold)	25 943 809-46	8,075.00
Brushed Durabross (23kt Gold)	25 943 809-28	8,075.00
Dark Chrome	25 943 809-19	6,056.30
Brushed Dark Platinum	25 943 809-99	7,267.60

		EUR
Concealed rough parts	35 944 970 90	512.00

25 943 819



Two-hole bath mixer for free-standing assembly with hand shower set

- **221 mm projection**
- pivotable spout 360°
- hand shower: normal flow
- spout: circular, air-enriched flow
- hand shower with anti-scale system
- rotary diverter for bath/shower
- total height 920 mm
- stand pipes height 628 mm
- height up to aerator 816 mm
- slide-on rosettes Ø 100 mm
- gauge 150 mm
- metal shower hose 1250 mm with integrated anti-twist protection
- pivotable shower holder on the right foot
- max. flow 24.6 l/min at 3 bar flow pressure
- max. hand shower flow 6.8 l/min

Intrinsic protection against back flow.



Required miscellaneous

Concealed floor mounting

- min. recess depth 80 mm
- max. recess depth 160 mm

For details and miscellaneous, see page 596.

		EUR
Chrome	25 943 819-00	4,037.50
Platinum	25 943 819-08	6,459.90
Brushed Platinum	25 943 819-06	6,459.80
Champagne (22kt Gold)	25 943 819-47	8,075.00
Brushed Champagne (23kt Gold)	25 943 819-46	8,075.00
Brushed Durabross (23kt Gold)	25 943 819-28	8,075.00
Dark Chrome	25 943 819-19	6,056.30
Brushed Dark Platinum	25 943 819-99	7,267.60

		EUR
Concealed rough parts	35 944 970 90	512.00



27 632 809



Bath shower set for bath rim or tile edge installation

- 220 mm projection
- complete hand shower set: normal flow
- spout: circular, air-enriched flow
- complete hand shower set with anti-scale system
- automatic bath/shower diverter
- height of mixer 347 mm
- height up to aerator 244 mm
- hole diameter spout 32 mm
- hole diameter single-lever mixer 35 mm
- hole diameter for complete hand shower set 32 mm
- rosette for spout Ø 60 mm
- rosette for single-lever mixer Ø 55 mm
- rosette for complete hand shower set Ø 60 mm
- metal shower hose 1750 mm with integrated anti-twist protection
- max. flow 24.6 l/min at 3 bar flow pressure
- max. flow for complete hand shower set 6.8 l/min

Intrinsic protection against back flow.

		EUR
Chrome	27 632 809-00	2,181.00
Platinum	27 632 809-08	3,489.60
Brushed Platinum	27 632 809-06	3,489.60
Champagne (22kt Gold)	27 632 809-47	4,362.00
Brushed Champagne (23kt Gold)	27 632 809-46	4,362.00
Brushed Durabronze (23kt Gold)	27 632 809-28	4,362.00
Dark Chrome	27 632 809-19	3,271.40
Brushed Dark Platinum	27 632 809-99	3,926.10



Optional miscellaneous		EUR
Perfecto installation kit	12 614 970 90	1,707.60



Optional miscellaneous		EUR
Decorative caps for Perfecto		
• 1 pair		

Chrome	12 801 970-00	52.80
Platinum	12 801 970-08	84.70
Brushed Platinum	12 801 970-06	84.70
Champagne (22kt Gold)	12 801 970-47	105.60
Brushed Champagne (23kt Gold)	12 801 970-46	105.60
Brushed Durabronze (23kt Gold)	12 801 970-28	105.60
Brushed Dark Platinum	12 801 970-99	95.00

27 522 809



Five-hole bath mixer for deck mounting with diverter

- 220 mm projection
- complete hand shower set: normal flow
- spout: circular, air-enriched flow
- complete hand shower set with anti-scale system
- automatic bath/shower diverter
- height of mixer 347 mm
- height up to aerator 244 mm
- deck valve hole diameter 32 mm
- hole diameter spout 32 mm
- hole diameter for complete hand shower set 32 mm
- rosette for complete hand shower set Ø 60 mm
- rosette for spout Ø 60 mm
- rosette for deck valve Ø 60 mm
- metal shower hose 1750 mm with integrated anti-twist protection
- max. flow 21.5 l/min at 3 bar flow pressure
- max. flow for complete hand shower set 6.8 l/min

Intrinsic protection against back flow.

		EUR
Chrome	27 522 809-00	3,100.50
Platinum	27 522 809-08	4,960.80
Brushed Platinum	27 522 809-06	4,960.90
Champagne (22kt Gold)	27 522 809-47	6,201.00
Brushed Champagne (23kt Gold)	27 522 809-46	6,201.00
Brushed Durabronze (23kt Gold)	27 522 809-28	6,201.00
Dark Chrome	27 522 809-19	4,650.70
Brushed Dark Platinum	27 522 809-99	5,580.70

27 522 819



Five-hole bath mixer for deck mounting with diverter

- 220 mm projection
- complete hand shower set: normal flow
- spout: circular, air-enriched flow
- complete hand shower set with anti-scale system
- automatic bath/shower diverter
- height of mixer 347 mm
- height up to aerator 244 mm
- hole diameter spout 32 mm
- hole diameter valve 32 mm
- hole diameter for complete hand shower set 32 mm
- rosette for spout Ø 60 mm
- rosette for complete hand shower set Ø 60 mm
- rosette for deck valve Ø 60 mm
- metal shower hose 1750 mm with integrated anti-twist protection
- max. flow 21.5 l/min at 3 bar flow pressure
- max. flow for complete hand shower set 6.8 l/min

Intrinsic protection against back flow.

		EUR
Chrome	27 522 819-00	3,100.50
Platinum	27 522 819-08	4,960.80
Brushed Platinum	27 522 819-06	4,960.90
Champagne (22kt Gold)	27 522 819-47	6,201.00
Brushed Champagne (23kt Gold)	27 522 819-46	6,201.00
Brushed Durabronze (23kt Gold)	27 522 819-28	6,201.00
Dark Chrome	27 522 819-19	4,650.70
Brushed Dark Platinum	27 522 819-99	5,580.70



CL.1



CYO



IMO



Lissé



LULU



Madison



MEM



Meta



Tara



VAIA



Shower



Concealed articles



Miscellaneous



Kitchen

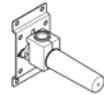
13 801 809



Bath spout for wall mounting

- 200 mm projection
- circular normal flow
- hole diameter 37 mm
- rosette Ø 60 mm
- 1/2" connection
- max. flow 21.5 l/min at 3 bar flow pressure

		EUR
Chrome	13 801 809-00	637.20
Platinum	13 801 809-08	1,019.50
Brushed Platinum	13 801 809-06	1,019.40
Champagne (22kt Gold)	13 801 809-47	1,274.40
Brushed Champagne (23kt Gold)	13 801 809-46	1,274.40
Brushed Durabronze (23kt Gold)	13 801 809-28	1,274.40
Dark Chrome	13 801 809-19	955.80
Brushed Dark Platinum	13 801 809-99	1,146.90



Optional miscellaneous

Concealed wall elbow

- min. recess depth 90 mm
- max. recess depth 163 mm

For details and miscellaneous, see page 603.

		EUR
Concealed rough parts	35 085 970 90	116.90

27 702 809



Hand shower set for bath rim or tile edge installation

- normal flow
- with anti-scale system
- rosette Ø 60 mm
- hole diameter 32 mm
- metal shower hose 1750 mm with integrated anti-twist protection
- max. flow 6.8 l/min

Intrinsic protection against back flow.

		EUR
Chrome	27 702 809-00	607.90
Platinum	27 702 809-08	972.80
Brushed Platinum	27 702 809-06	972.50
Champagne (22kt Gold)	27 702 809-47	1,215.80
Brushed Champagne (23kt Gold)	27 702 809-46	1,215.80
Brushed Durabronze (23kt Gold)	27 702 809-28	1,215.80
Dark Chrome	27 702 809-19	912.10
Brushed Dark Platinum	27 702 809-99	1,094.40

29 140 809



Two-way diverter for bath rim or tile edge installation

- automatic bath/shower diverter
- hole diameter 30 mm
- rosette Ø 60 mm
- 1/2" connection
- max. flow 64.9 l/min at 3 bar flow pressure

		EUR
Chrome	29 140 809-00	840.70
Platinum	29 140 809-08	1,345.20
Brushed Platinum	29 140 809-06	1,345.10
Champagne (22kt Gold)	29 140 809-47	1,681.40
Brushed Champagne (23kt Gold)	29 140 809-46	1,681.40
Brushed Durabronze (23kt Gold)	29 140 809-28	1,681.40
Dark Chrome	29 140 809-19	1,261.10
Brushed Dark Platinum	29 140 809-99	1,513.30



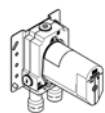
36 120 809



Concealed single-lever mixer with diverter

- automatic diverter
- cover plate Ø 150 mm

		EUR
Chrome	36 120 809-00	545.60
Platinum	36 120 809-08	873.20
Brushed Platinum	36 120 809-06	872.60
Champagne (22kt Gold)	36 120 809-47	1,091.20
Brushed Champagne (23kt Gold)	36 120 809-46	1,091.20
Brushed Durabronze (23kt Gold)	36 120 809-28	1,091.20
Dark Chrome	36 120 809-19	818.40
Brushed Dark Platinum	36 120 809-99	982.40



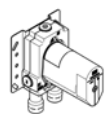
Required miscellaneous

Concealed single-lever mixer

- min. recess depth 80 mm
- max. recess depth 105 mm

For details and miscellaneous, see page 587.

		EUR
Concealed rough parts	35 020 970 90	225.50



Required miscellaneous

Concealed single-lever mixer with backflow preventor

- min. recess depth 80 mm
- max. recess depth 105 mm

For details and miscellaneous, see page 586.

		EUR
Concealed rough parts	35 021 970 90	322.20



Required miscellaneous

xGRID Installation track 555 mm

		EUR
Concealed rough parts	12 360 970 90	106.80



Optional miscellaneous

xGRID Attachment set for integrating in the dry wall construction

		EUR
Concealed rough parts	12 340 970 90	107.50

36 243 970



Pop-up waste and overflow

- drain Ø 52 mm

Also suitable for king-size baths.

		EUR
Chrome	36 243 970-00	210.40
Platinum	36 243 970-08	336.90
Brushed Platinum	36 243 970-06	336.90
Champagne (22kt Gold)	36 243 970-47	420.80
Brushed Champagne (23kt Gold)	36 243 970-46	420.80
Brushed Durabronze (23kt Gold)	36 243 970-28	420.80
Dark Chrome	36 243 970-19	315.70
Brushed Dark Platinum	36 243 970-99	378.60



Required miscellaneous

Pop-up waste and overflow

- bowden cable length 725 mm

		EUR
Concealed rough parts	35 227 970 90	170.60



CL.1



CYO



IMO



Lissé



LULU



Madison



MEM



Meta



Tara.



VAIA



Shower



Concealed articles



Miscellaneous



Kitchen

36 247 970



Bath spout with pop-up waste and overflow

- drain Ø 52 mm
- max. flow 27.8 l/min at 3 bar flow pressure

Also suitable for king-size baths.

In combination with 35 021 970 90 concealed single-lever mixer, is intrinsically safe under DIN EN 1717. Alternatively, ensure protection with vacuum breaker 35 150 970 90.

		EUR
Chrome	36 247 970-00	318.30
Platinum	36 247 970-08	509.30
Brushed Platinum	36 247 970-06	509.30
Champagne (22kt Gold)	36 247 970-47	636.60
Brushed Champagne (23kt Gold)	36 247 970-46	636.60
Brushed Durabronz (23kt Gold)	36 247 970-28	636.60
Dark Chrome	36 247 970-19	477.50
Brushed Dark Platinum	36 247 970-99	572.80



Required miscellaneous

Bath spout with pop-up waste and overflow

- bowden cable length 725 mm

		EUR
Concealed rough parts	35 248 970 90	469.80



Required miscellaneous

Vacuum breaker

		EUR
Chrome	36 150 970-00	87.30
Platinum	36 150 970-08	139.60
Brushed Platinum	36 150 970-06	139.60
Champagne (22kt Gold)	36 150 970-47	174.60
Brushed Champagne (23kt Gold)	36 150 970-46	174.60
Brushed Durabronz (23kt Gold)	36 150 970-28	174.60
Dark Chrome	36 150 970-19	130.90
Brushed Dark Platinum	36 150 970-99	157.00



Required miscellaneous

Vacuum breaker

- 3/4" connection

		EUR
Concealed rough parts	35 150 970 90	299.60



83 030 809



Bath grip

- gauge 300 mm
- width 360 mm
- height 60 mm
- rosette Ø 60 mm
- **98 mm projection**

		EUR
Chrome	83 030 809-00	354.80
Platinum	83 030 809-08	567.50
Brushed Platinum	83 030 809-06	567.50
Champagne (22kt Gold)	83 030 809-47	709.60
Brushed Champagne (23kt Gold)	83 030 809-46	709.60
Brushed Durabronz (23kt Gold)	83 030 809-28	709.60
Dark Chrome	83 030 809-19	532.20
Brushed Dark Platinum	83 030 809-99	638.60

83 060 809



Towel bar

- gauge 600 mm
- width 660 mm
- height 60 mm
- rosette Ø 60 mm
- **88 mm projection**

		EUR
Chrome	83 060 809-00	382.50
Platinum	83 060 809-08	612.10
Brushed Platinum	83 060 809-06	611.90
Champagne (22kt Gold)	83 060 809-47	765.00
Brushed Champagne (23kt Gold)	83 060 809-46	765.00
Brushed Durabronz (23kt Gold)	83 060 809-28	765.00
Dark Chrome	83 060 809-19	573.90
Brushed Dark Platinum	83 060 809-99	688.60

83 070 809

NEW



Towel bar

- gauge 450 mm
- width 510 mm
- height 60 mm
- **88 mm projection**

		EUR
Chrome	83 070 809-00	363.40
Platinum	83 070 809-08	581.50
Brushed Platinum	83 070 809-06	581.50
Champagne (22kt Gold)	83 070 809-47	726.80
Brushed Champagne (23kt Gold)	83 070 809-46	726.80
Brushed Durabronz (23kt Gold)	83 070 809-28	726.80
Dark Chrome	83 070 809-19	545.20
Brushed Dark Platinum	83 070 809-99	654.00

83 211 809



Towel bar 1-piece non-swivel

- rosette Ø 60 mm
- **452 mm projection**

		EUR
Chrome	83 211 809-00	242.50
Platinum	83 211 809-08	388.00
Brushed Platinum	83 211 809-06	388.00
Champagne (22kt Gold)	83 211 809-47	485.00
Brushed Champagne (23kt Gold)	83 211 809-46	485.00
Brushed Durabronz (23kt Gold)	83 211 809-28	485.00
Dark Chrome	83 211 809-19	363.60
Brushed Dark Platinum	83 211 809-99	436.50

83 251 809



Hooks

- 46 mm projection
- rosette Ø 50 mm

		EUR
Chrome	83 251 809-00	110.10
Platinum	83 251 809-08	176.30
Brushed Platinum	83 251 809-06	176.30
Champagne (22kt Gold)	83 251 809-47	220.20
Brushed Champagne (23kt Gold)	83 251 809-46	220.20
Brushed Durabronz (23kt Gold)	83 251 809-28	220.20
Dark Chrome	83 251 809-19	165.20
Brushed Dark Platinum	83 251 809-99	198.20

83 251 220



Hooks

- 55 mm projection

Goes with ELIO, ENO, META SQUARE, SYNC, TARA ULTRA and MEM

		EUR
Chrome	83 251 220-00	42.70
Platinum	83 251 220-08	68.10
Brushed Platinum	83 251 220-06	68.10
Champagne (22kt Gold)	83 251 220-47	85.40
Brushed Champagne (23kt Gold)	83 251 220-46	85.40
Brushed Durabronz (23kt Gold)	83 251 220-28	85.40
Dark Chrome	83 251 220-19	64.00
Brushed Dark Platinum	83 251 220-99	76.80



CL.1



CYO



IMO



Lissé



LULU



Madison



MEM



Meta



Tara.



VAIA



Shower



Concealed articles



Miscellaneous



Kitchen

83 410 979



Soap dish wall model

- width 120 mm
- height 20 mm
- 145 mm projection

		EUR
Chrome	83 410 979-00	275.40
Platinum	83 410 979-08	440.60
Brushed Platinum	83 410 979-06	440.60
Champagne (22kt Gold)	83 410 979-47	550.80
Brushed Champagne (23kt Gold)	83 410 979-46	550.80
Brushed Durabronz (23kt Gold)	83 410 979-28	550.80
Dark Chrome	83 410 979-19	413.20
Brushed Dark Platinum	83 410 979-99	495.80

83 435 970



Dispenser wall model

- bottle made of crystal glass, matt
- width 60 mm
- height 200 mm
- 250 ml bottle
- 96 mm projection

		EUR
Chrome	83 435 970-00	435.60
Platinum	83 435 970-08	696.90
Brushed Platinum	83 435 970-06	696.90
Champagne (22kt Gold)	83 435 970-47	871.20
Brushed Champagne (23kt Gold)	83 435 970-46	871.20
Brushed Durabronz (23kt Gold)	83 435 970-28	871.20
Dark Chrome	83 435 970-19	653.40
Brushed Dark Platinum	83 435 970-99	784.10

84 435 970



Dispenser free-standing model

- bottle made of crystal glass, matt
- width 60 mm
- height 200 mm
- 250 ml bottle
- 59 mm projection

Goes with ELIO, ENO, META SQUARE, SYNC, TARA, TARA ULTRA and MEM

		EUR
Chrome	84 435 970-00	401.30
Platinum	84 435 970-08	641.60
Brushed Platinum	84 435 970-06	641.60
Champagne (22kt Gold)	84 435 970-47	802.60
Brushed Champagne (23kt Gold)	84 435 970-46	802.60
Brushed Durabronz (23kt Gold)	84 435 970-28	802.60
Dark Chrome	84 435 970-19	602.10
Brushed Dark Platinum	84 435 970-99	722.40

83 400 979



Tumbler holder wall model

- crystal glass, transparent
- width 60 mm
- height 120 mm
- 110 mm projection

		EUR
Chrome	83 400 979-00	265.50
Brushed Platinum	83 400 979-06	424.80
Champagne (22kt Gold)	83 400 979-47	531.00
Brushed Champagne (23kt Gold)	83 400 979-46	531.00
Brushed Durabronz (23kt Gold)	83 400 979-28	531.00
Dark Chrome	83 400 979-19	398.30
Platinum	83 400 979-08	424.80
Brushed Dark Platinum	83 400 979-99	477.80



Optional miscellaneous

Crystal tumbler

		EUR
	08 90 00 008 84	57.00

83 401 979



Tumbler holder wall model

- crystal glass brush holder, matte
- width 60 mm
- height 120 mm
- 110 mm projection

		EUR
Chrome	83 401 979-00	265.50
Platinum	83 401 979-08	424.80
Brushed Platinum	83 401 979-06	424.80
Champagne (22kt Gold)	83 401 979-47	531.00
Brushed Champagne (23kt Gold)	83 401 979-46	531.00
Brushed Durabronz (23kt Gold)	83 401 979-28	531.00
Dark Chrome	83 401 979-19	398.30
Brushed Dark Platinum	83 401 979-99	477.80



Optional miscellaneous

Crystal tumbler

		EUR
	08 90 00 008 82	68.00



83 281 530

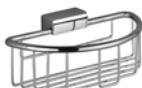


Corner soap basket

- width 150 mm
- height 40 mm
- 165 mm projection

		EUR
Chrome	83 281 530-00	216.20
Platinum	83 281 530-08	345.70
Brushed Platinum	83 281 530-06	345.70
Champagne (22kt Gold)	83 281 530-47	432.40
Brushed Champagne (23kt Gold)	83 281 530-46	432.40
Brushed Durabrass (23kt Gold)	83 281 530-28	432.40
Dark Chrome	83 281 530-19	324.20
Brushed Dark Platinum	83 281 530-99	388.90

83 290 970

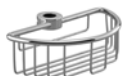


Shower basket for wall mounting

- width 200 mm
- height 70 mm
- 115 mm projection

		EUR
Chrome	83 290 970-00	210.90
Platinum	83 290 970-08	337.50
Brushed Platinum	83 290 970-06	337.50
Champagne (22kt Gold)	83 290 970-47	421.80
Brushed Champagne (23kt Gold)	83 290 970-46	421.80
Brushed Durabrass (23kt Gold)	83 290 970-28	421.80
Dark Chrome	83 290 970-19	316.40
Brushed Dark Platinum	83 290 970-99	379.70

82 290 970



Shower basket for subsequent mounting on riser

- width 200 mm
- height 62 mm
- 125 mm projection

		EUR
Chrome	82 290 970-00	210.90
Platinum	82 290 970-08	337.50
Brushed Platinum	82 290 970-06	337.50
Champagne (22kt Gold)	82 290 970-47	421.80
Brushed Champagne (23kt Gold)	82 290 970-46	421.80
Brushed Durabrass (23kt Gold)	82 290 970-28	421.80
Dark Chrome	82 290 970-19	316.40
Brushed Dark Platinum	82 290 970-99	379.70

83 500 809



Tissue holder without cover

- width 130 mm
- height 108 mm
- rosette Ø 60 mm
- 63 mm projection

		EUR
Chrome	83 500 809-00	292.80
Platinum	83 500 809-08	468.40
Brushed Platinum	83 500 809-06	468.40
Champagne (22kt Gold)	83 500 809-47	585.60
Brushed Champagne (23kt Gold)	83 500 809-46	585.60
Brushed Durabrass (23kt Gold)	83 500 809-28	585.60
Dark Chrome	83 500 809-19	439.20
Brushed Dark Platinum	83 500 809-99	527.00

83 590 809



Reserve tissue holder

- width 60 mm
- height 60 mm
- rosette Ø 60 mm
- 139 mm projection

		EUR
Chrome	83 590 809-00	224.20
Platinum	83 590 809-08	358.70
Brushed Platinum	83 590 809-06	358.80
Champagne (22kt Gold)	83 590 809-47	448.40
Brushed Champagne (23kt Gold)	83 590 809-46	448.40
Brushed Durabrass (23kt Gold)	83 590 809-28	448.40
Dark Chrome	83 590 809-19	336.30
Brushed Dark Platinum	83 590 809-99	403.40



CL.1



CYO



IMO



Lissé



LULU



Madison



MEM



Meta



Tara.



VAIA



Shower



Concealed articles



Miscellaneous



Kitchen

83 900 809



Toilet brush set wall model

- crystal glass brush holder, matte
- brush, matte black
- width 110 mm
- height 421 mm
- **158 mm projection**



Optional miscellaneous

Brush white

08 18 50 600 90

EUR

12.00



Optional miscellaneous

Brush matte black

90 18 50 601 00 90

EUR

34.00



Optional miscellaneous

Glass matte

08 90 04 008 82

EUR

81.00



Optional miscellaneous

Brush handle

		EUR
Chrome	90 20 97 507 00-00	87.00
Platinum	90 20 97 507 00-08	173.00
Brushed Platinum	90 20 97 507 00-06	164.00
Brushed Durabrand (23kt Gold)	90 20 97 507 00-28	203.00
Brushed Dark Platinum	90 20 97 507 00-99	136.00

12 660 979



Cover plate for the concealed WC cistern made by TeCe

- cover plate 150 x 240 x 15 mm
- flush handle with rotary operation and two-volume technology (full flush/partial flush)

This product is compatible with the following TECE products:

- TECEprofil dry wall construction, article numbers: 9300300, 9300322, 9300301, 9300344, 9300309, 9300303, 9300388, 9300366, 9300100, 9300101
- TECEbox wet wall construction, article numbers: 9370300, 9375300, 9371300

		EUR
Chrome	12 660 979-00	811.30
Platinum	12 660 979-08	1,298.30
Brushed Platinum	12 660 979-06	1,298.30
Champagne (22kt Gold)	12 660 979-47	1,622.60
Brushed Champagne (23kt Gold)	12 660 979-46	1,622.60
Brushed Durabrand (23kt Gold)	12 660 979-28	1,622.60
Dark Chrome	12 660 979-19	1,216.90
Brushed Dark Platinum	12 660 979-99	1,460.40



VAIA



Shower

Sieger Design

Shower Sets

from page 509

Shower Heads

from page 523

Shower Systems

from page 527

Rain Showers

from page 541

Rain Panels

from page 553

Hand Showers

from page 557

Hand Shower Sets

from page 561

Water Modules

from page 571

Detailed product information, documents, dimensional drawings and 3D objects can be found online at www.dornbracht.com.



CL.1



CYO



IMO



Lissé



LULU



Madison



MEM



Meta



Tara.



VAIA



Shower



Concealed articles



Miscellaneous



Kitchen

Shower

Shower Sets



Planning example

Choose your individual solution:

Wall pipes with slide bar and spray hose

from page 509



Hand showers

from page 557



Shower

36 002 970 +
28 017 979



Concealed single-lever mixer with integrated shower connection with hand shower set

- metal shower hose 1750 mm with integrated anti-twist protection
- hand shower: normal flow
- spray head Ø 130 mm
- max. hand shower flow 15 l/min

Intrinsic protection against back flow.

Fits MEM, CL.1, IMO, META, TARA, VAIA, LULU, LISSÉ, CYO

		EUR
Chrome	1 x 36 002 970-00	715.80
	1 x 28 017 979-00	173.10
Total price:		888.90
Brushed Chrome	1 x 36 002 970-93	930.50
	1 x 28 017 979-93	225.00
Total price:		1,155.50
Platinum	1 x 36 002 970-08	1,146.00
	1 x 28 017 979-08	277.10
Total price:		1,423.10
Brushed Platinum	1 x 36 002 970-06	1,145.30
	1 x 28 017 979-06	277.10
Total price:		1,422.40
Champagne (22kt Gold)	1 x 36 002 970-47	1,431.60
	1 x 28 017 979-47	346.20
Total price:		1,777.80
Brushed Champagne (23kt Gold)	1 x 36 002 970-46	1,431.60
	1 x 28 017 979-46	346.20
Total price:		1,777.80
Brushed Durabrass (23kt Gold)	1 x 36 002 970-28	1,431.60
	1 x 28 017 979-28	346.20
Total price:		1,777.80
Dark Chrome	1 x 36 002 970-19	1,073.80
	1 x 28 017 979-19	259.70
Total price:		1,333.50
Brushed Dark Platinum	1 x 36 002 970-99	1,288.40
	1 x 28 017 979-99	311.60
Total price:		1,600.00
Matte Black	1 x 36 002 970-33	966.40
	1 x 28 017 979-33	233.80
Total price:		1,200.20



Product alternative

Hand shower

- three settings: normal flow, soft flow, massage flow
- spray head Ø 100 mm
- max. flow 15 l/min

Hand shower see page 557.

For details and miscellaneous, see page 558.

		EUR
Chrome	28 018 979-00	129.20
Brushed Chrome	28 018 979-93	168.00
Platinum	28 018 979-08	206.70
Brushed Platinum	28 018 979-06	206.70
Champagne (22kt Gold)	28 018 979-47	258.40
Brushed Champagne (23kt Gold)	28 018 979-46	258.40
Brushed Durabrass (23kt Gold)	28 018 979-28	258.40
Dark Chrome	28 018 979-19	193.80
Brushed Dark Platinum	28 018 979-99	232.50
Matte Black	28 018 979-33	174.40



Product alternative

Hand shower

- four settings: normal flow, soft flow, massage flow, cascade
- spray head Ø 120 mm
- max. flow 15 l/min

Hand shower see page 557.

For details and miscellaneous, see page 559.

		EUR
Chrome	28 012 979-00	224.70
Brushed Chrome	28 012 979-93	292.10
Platinum	28 012 979-08	359.50
Brushed Platinum	28 012 979-06	359.50
Champagne (22kt Gold)	28 012 979-47	449.40
Brushed Champagne (23kt Gold)	28 012 979-46	449.40
Brushed Durabrass (23kt Gold)	28 012 979-28	449.40
Dark Chrome	28 012 979-19	337.10
Brushed Dark Platinum	28 012 979-99	404.50
Matte Black	28 012 979-33	303.30



Required miscellaneous

Concealed wall mounting

- min. recess depth 80 mm
- max. recess depth 105 mm

For details and miscellaneous, see page 584.

		EUR
Concealed rough parts	35 050 970 90	305.40



CL.1



CYO



IMO



Lissé



LULU



Madison



MEM



Meta



Tara.



VAIA



Shower



Concealed articles



Miscellaneous



Kitchen

Shower

36 013 660 +
28 018 979



Concealed single-lever mixer with integrated shower connection with shower set

- cover plate Ø 78 mm
- metal shower hose 1750 mm with integrated anti-twist protection
- slide bar
- three settings: normal flow, soft flow, massage flow
- spray head Ø 100 mm
- max. flow 15 l/min

Intrinsic protection against back flow.

Fits META, TARA

		EUR
Chrome	1 x 36 013 660-00	907.30
	1 x 28 018 979-00	129.20
Total price:		1,036.50
Brushed Chrome	1 x 36 013 660-93	1,179.50
	1 x 28 018 979-93	168.00
Total price:		1,347.50
Platinum	1 x 36 013 660-08	1,452.30
	1 x 28 018 979-08	206.70
Total price:		1,659.00
Brushed Platinum	1 x 36 013 660-06	1,451.40
	1 x 28 018 979-06	206.70
Total price:		1,658.10
Champagne (22kt Gold)	1 x 36 013 660-47	1,814.60
	1 x 28 018 979-47	258.40
Total price:		2,073.00
Brushed Champagne (23kt Gold)	1 x 36 013 660-46	1,814.60
	1 x 28 018 979-46	258.40
Total price:		2,073.00
Brushed Durabronz (23kt Gold)	1 x 36 013 660-28	1,814.60
	1 x 28 018 979-28	258.40
Total price:		2,073.00
Dark Chrome	1 x 36 013 660-19	1,360.90
	1 x 28 018 979-19	193.80
Total price:		1,554.70
Brushed Dark Platinum	1 x 36 013 660-99	1,633.00
	1 x 28 018 979-99	232.50
Total price:		1,865.50
Matte Black	1 x 36 013 660-33	1,224.90
	1 x 28 018 979-33	174.40
Total price:		1,399.30



Product alternative

Hand shower

- four settings: normal flow, soft flow, massage flow, cascade
- spray head Ø 120 mm
- max. flow 15 l/min

Hand shower see page 557.

For details and miscellaneous, see page 559.

		EUR
Chrome	28 012 979-00	224.70
Brushed Chrome	28 012 979-93	292.10
Platinum	28 012 979-08	359.50
Brushed Platinum	28 012 979-06	359.50
Champagne (22kt Gold)	28 012 979-47	449.40
Brushed Champagne (23kt Gold)	28 012 979-46	449.40
Brushed Durabronz (23kt Gold)	28 012 979-28	449.40
Dark Chrome	28 012 979-19	337.10
Brushed Dark Platinum	28 012 979-99	404.50
Matte Black	28 012 979-33	303.30



Product alternative

Hand shower

- normal flow
- spray head Ø 130 mm
- max. flow 6.8 l/min

		EUR
Chrome	28 017 979-00 0010	173.10
Brushed Chrome	28 017 979-93 0010	225.00
Platinum	28 017 979-08 0010	276.80
Brushed Platinum	28 017 979-06 0010	276.80
Champagne (22kt Gold)	28 017 979-47 0010	346.20
Brushed Champagne (23kt Gold)	28 017 979-46 0010	346.20
Brushed Durabronz (23kt Gold)	28 017 979-28 0010	346.20
Dark Chrome	28 017 979-19 0010	259.70
Brushed Dark Platinum	28 017 979-99 0010	311.40
Matte Black	28 017 979-33 0010	233.80



Required miscellaneous

Concealed wall mounting


- min. recess depth 78 mm
- max. recess depth 103 mm

For details and miscellaneous, see page 583.

		EUR
Concealed rough parts	35 003 970 90	305.40



36 013 970 +
28 012 979



Concealed single-lever mixer with integrated shower connection with shower set

- cover plate 80 x 80 mm
- metal shower hose 1750 mm with integrated anti-twist protection
- slide bar
- Pipe diameter 18 mm
- four settings: normal flow, soft flow, massage flow, cascade
- spray head Ø 120 mm
- max. hand shower flow 15 l/min

Intrinsic protection against back flow.

Fits MEM, CL.1, IMO, CYO

		EUR
Chrome	1 x 36 013 970-00	885.80
	1 x 28 012 979-00	224.70
Total price:		1,110.50
Brushed Chrome	1 x 36 013 970-93	1,151.50
	1 x 28 012 979-93	292.10
Total price:		1,443.60
Platinum	1 x 36 013 970-08	1,415.80
	1 x 28 012 979-08	359.50
Total price:		1,775.30
Brushed Platinum	1 x 36 013 970-06	1,429.30
	1 x 28 012 979-06	359.50
Total price:		1,788.80
Champagne (22kt Gold)	1 x 36 013 970-47	1,771.60
	1 x 28 012 979-47	449.40
Total price:		2,221.00
Brushed Champagne (23kt Gold)	1 x 36 013 970-46	1,771.60
	1 x 28 012 979-46	449.40
Total price:		2,221.00
Brushed Durabronz (23kt Gold)	1 x 36 013 970-28	1,771.60
	1 x 28 012 979-28	449.40
Total price:		2,221.00
Dark Chrome	1 x 36 013 970-19	1,328.60
	1 x 28 012 979-19	337.10
Total price:		1,665.70
Brushed Dark Platinum	1 x 36 013 970-99	1,593.60
	1 x 28 012 979-99	404.50
Total price:		1,998.10



Product alternative

Hand shower

- three settings: normal flow, soft flow, massage flow
- spray head Ø 100 mm
- max. flow 15 l/min

Hand shower see page 557.

For details and miscellaneous, see page 558.

		EUR
Chrome	28 018 979-00	129.20
Brushed Chrome	28 018 979-93	168.00
Platinum	28 018 979-08	206.70
Brushed Platinum	28 018 979-06	206.70
Champagne (22kt Gold)	28 018 979-47	258.40
Brushed Champagne (23kt Gold)	28 018 979-46	258.40
Brushed Durabronz (23kt Gold)	28 018 979-28	258.40
Dark Chrome	28 018 979-19	193.80
Brushed Dark Platinum	28 018 979-99	232.50



Product alternative

Hand shower

- normal flow
- spray head Ø 130 mm
- max. flow 6.8 l/min

		EUR
Chrome	28 017 979-00 0010	173.10
Brushed Chrome	28 017 979-93 0010	225.00
Platinum	28 017 979-08 0010	276.80
Brushed Platinum	28 017 979-06 0010	276.80
Champagne (22kt Gold)	28 017 979-47 0010	346.20
Brushed Champagne (23kt Gold)	28 017 979-46 0010	346.20
Brushed Durabronz (23kt Gold)	28 017 979-28 0010	346.20
Dark Chrome	28 017 979-19 0010	259.70
Brushed Dark Platinum	28 017 979-99 0010	311.40



Required miscellaneous

Concealed wall mounting

- min. recess depth 78 mm
- max. recess depth 103 mm

For details and miscellaneous, see page 583.

		EUR
Concealed rough parts	35 003 970 90	305.40



CL.1



CYO



IMO



Lissé



LULU



Madison



MEM



Meta



Tara



VAIA



Shower



Concealed articles



Miscellaneous



Kitchen

Shower

36 110 970 +
28 017 979



Concealed single-lever mixer with integrated shower connection with shower set

- metal shower hose 1750 mm with integrated anti-twist protection
- slide bar
- Pipe diameter 18 mm
- hand shower: normal flow
- spray head Ø 130 mm
- max. hand shower flow 15 l/min

Intrinsic protection against back flow.

Fits MEM, CL.1, IMO, META, TARA, VAIA, LULU, LISSÉ, CYO

		EUR
Chrome	1 x 36 110 970-00	853.40
	1 x 28 017 979-00	173.10
Total price:		1,026.50
Brushed Chrome	1 x 36 110 970-93	1,109.40
	1 x 28 017 979-93	225.00
Total price:		1,334.40
Platinum	1 x 36 110 970-08	1,365.80
	1 x 28 017 979-08	277.10
Total price:		1,642.90
Brushed Platinum	1 x 36 110 970-06	1,364.90
	1 x 28 017 979-06	277.10
Total price:		1,642.00
Champagne (22kt Gold)	1 x 36 110 970-47	1,706.80
	1 x 28 017 979-47	346.20
Total price:		2,053.00
Brushed Champagne (23kt Gold)	1 x 36 110 970-46	1,706.80
	1 x 28 017 979-46	346.20
Total price:		2,053.00
Brushed Durabross (23kt Gold)	1 x 36 110 970-28	1,706.80
	1 x 28 017 979-28	346.20
Total price:		2,053.00
Dark Chrome	1 x 36 110 970-19	1,280.00
	1 x 28 017 979-19	259.70
Total price:		1,539.70
Brushed Dark Platinum	1 x 36 110 970-99	1,535.40
	1 x 28 017 979-99	311.60
Total price:		1,847.00
Matte Black	1 x 36 110 970-33	1,151.90
	1 x 28 017 979-33	233.80
Total price:		1,385.70



Product alternative

Hand shower

- three settings: normal flow, soft flow, massage flow
- spray head Ø 100 mm
- max. flow 15 l/min

Hand shower see page 557.

For details and miscellaneous, see page 558.

		EUR
Chrome	28 018 979-00	129.20
Brushed Chrome	28 018 979-93	168.00
Platinum	28 018 979-08	206.70
Brushed Platinum	28 018 979-06	206.70
Champagne (22kt Gold)	28 018 979-47	258.40
Brushed Champagne (23kt Gold)	28 018 979-46	258.40
Brushed Durabross (23kt Gold)	28 018 979-28	258.40
Dark Chrome	28 018 979-19	193.80
Brushed Dark Platinum	28 018 979-99	232.50
Matte Black	28 018 979-33	174.40



Product alternative

Hand shower

- four settings: normal flow, soft flow, massage flow, cascade
- spray head Ø 120 mm
- max. flow 15 l/min

Hand shower see page 557.

For details and miscellaneous, see page 559.

		EUR
Chrome	28 012 979-00	224.70
Brushed Chrome	28 012 979-93	292.10
Platinum	28 012 979-08	359.50
Brushed Platinum	28 012 979-06	359.50
Champagne (22kt Gold)	28 012 979-47	449.40
Brushed Champagne (23kt Gold)	28 012 979-46	449.40
Brushed Durabross (23kt Gold)	28 012 979-28	449.40
Dark Chrome	28 012 979-19	337.10
Brushed Dark Platinum	28 012 979-99	404.50
Matte Black	28 012 979-33	303.30



Required miscellaneous

Concealed wall mounting

- min. recess depth 80 mm
- max. recess depth 105 mm

For details and miscellaneous, see page 584.

		EUR
Concealed rough parts	35 050 970 90	305.40



36 111 970 +
28 018 979



Concealed single-lever mixer with integrated shower connection with shower set

- metal shower hose 1750 mm with integrated anti-twist protection
- slide bar
- Pipe diameter 18 mm
- hand shower: three settings: normal flow, soft flow, massage flow
- spray head Ø 100 mm
- max. hand shower flow 15 l/min

Intrinsic protection against back flow.

Fits MEM, CL.1, IMO, META, TARA, VAIA, LULU, LISSÉ, CYO

		EUR
Chrome	1 x 36 111 970-00	977.00
	1 x 28 018 979-00	129.20
Total price:		1,106.20
Brushed Chrome	1 x 36 111 970-93	1,270.10
	1 x 28 018 979-93	168.00
Total price:		1,438.10
Platinum	1 x 36 111 970-08	1,563.80
	1 x 28 018 979-08	206.70
Total price:		1,770.50
Brushed Platinum	1 x 36 111 970-06	1,563.00
	1 x 28 018 979-06	206.70
Total price:		1,769.70
Champagne (22kt Gold)	1 x 36 111 970-47	1,954.00
	1 x 28 018 979-47	258.40
Total price:		2,212.40
Brushed Champagne (23kt Gold)	1 x 36 111 970-46	1,954.00
	1 x 28 018 979-46	258.40
Total price:		2,212.40
Brushed Durabronz (23kt Gold)	1 x 36 111 970-28	1,954.00
	1 x 28 018 979-28	258.40
Total price:		2,212.40
Dark Chrome	1 x 36 111 970-19	1,465.50
	1 x 28 018 979-19	193.80
Total price:		1,659.30
Brushed Dark Platinum	1 x 36 111 970-99	1,758.10
	1 x 28 018 979-99	232.50
Total price:		1,990.60
Matte Black	1 x 36 111 970-33	1,319.00
	1 x 28 018 979-33	174.40
Total price:		1,493.40



Product alternative

Hand shower

- four settings: normal flow, soft flow, massage flow, cascade
 - spray head Ø 120 mm
 - max. flow 15 l/min
- Hand shower see page 557.

For details and miscellaneous, see page 559.

		EUR
Chrome	28 012 979-00	224.70
	28 012 979-93	292.10
Platinum	28 012 979-08	359.50
	28 012 979-06	359.50
Champagne (22kt Gold)	28 012 979-47	449.40
Brushed Champagne (23kt Gold)	28 012 979-46	449.40
Brushed Durabronz (23kt Gold)	28 012 979-28	449.40
Dark Chrome	28 012 979-19	337.10
Brushed Dark Platinum	28 012 979-99	404.50
Matte Black	28 012 979-33	303.30



Product alternative

Hand shower

- normal flow
- spray head Ø 130 mm
- max. flow 6.8 l/min

		EUR
Chrome	28 017 979-00 0010	173.10
Brushed Chrome	28 017 979-93 0010	225.00
Platinum	28 017 979-08 0010	276.80
Brushed Platinum	28 017 979-06 0010	276.80
Champagne (22kt Gold)	28 017 979-47 0010	346.20
Brushed Champagne (23kt Gold)	28 017 979-46 0010	346.20
Brushed Durabronz (23kt Gold)	28 017 979-28 0010	346.20
Dark Chrome	28 017 979-19 0010	259.70
Brushed Dark Platinum	28 017 979-99 0010	311.40
Matte Black	28 017 979-33 0010	233.80



Required miscellaneous

Concealed wall mounting

- min. recess depth 80 mm
- max. recess depth 105 mm

For details and miscellaneous, see page 584.

		EUR
Concealed rough parts	35 050 970 90	305.40



CL.1



CYO



IMO



Lissé



LULU



Madison



MEM



Meta



Tara.



VAIA



Shower



Concealed articles



Miscellaneous



Kitchen

Shower

26 413 710 +
28 012 979



Shower set

- slide bar
- Pipe diameter 18 mm
- rosette 78 x 55 mm
- gauge 800 mm
- metal shower hose 1750 mm with integrated anti-twist protection
- shower hose connector 3/8"
- four settings: normal flow, soft flow, massage flow, cascade
- spray head Ø 120 mm
- max. flow 15 l/min

Fits LULU

		EUR
Chrome	1 x 26 413 710-00	668.20
	1 x 28 012 979-00	224.70
	Total price:	892.90
Platinum	1 x 26 413 710-08	1,068.90
	1 x 28 012 979-08	359.50
	Total price:	1,428.40
Brushed Platinum	1 x 26 413 710-06	1,068.60
	1 x 28 012 979-06	359.50
	Total price:	1,428.10
Brushed Durabross (23kt Gold)	1 x 26 413 710-28	1,336.40
	1 x 28 012 979-28	449.40
	Total price:	1,785.80
Brushed Dark Platinum	1 x 26 413 710-99	1,202.30
	1 x 28 012 979-99	404.50
	Total price:	1,606.80
Matte Black	1 x 26 413 710-33	901.60
	1 x 28 012 979-33	303.30
	Total price:	1,204.90



Product alternative

Hand shower

- three settings: normal flow, soft flow, massage flow
- spray head Ø 100 mm
- max. flow 15 l/min

Hand shower see page 557.

For details and miscellaneous, see page 558.

		EUR
Chrome	28 018 979-00	129.20
Platinum	28 018 979-08	206.70
Brushed Platinum	28 018 979-06	206.70
Brushed Durabross (23kt Gold)	28 018 979-28	258.40
Brushed Dark Platinum	28 018 979-99	232.50
Matte Black	28 018 979-33	174.40



Product alternative

Hand shower

- normal flow
- spray head Ø 130 mm
- max. flow 6.8 l/min

		EUR
Chrome	28 017 979-00 0010	173.10
Platinum	28 017 979-08 0010	276.80
Brushed Platinum	28 017 979-06 0010	276.80
Brushed Durabross (23kt Gold)	28 017 979-28 0010	346.20
Brushed Dark Platinum	28 017 979-99 0010	311.40
Matte Black	28 017 979-33 0010	233.80



Optional miscellaneous

Wall elbow

For details and miscellaneous, see main items

		EUR
Chrome	28 450 710-00	164.30
Brushed Platinum	28 450 710-06	262.50



Optional miscellaneous

Concealed wall elbow

- min. recess depth 90 mm
- max. recess depth 163 mm

For details and miscellaneous, see page 603.

		EUR
Concealed rough parts	35 085 970 90	116.90



Shower

26 413 360 +
28 002 970



Shower set

- slide bar
- Pipe diameter 18 mm
- rosette Ø 60 mm
- gauge 850 mm
- metal shower hose 1750 mm with integrated anti-twist protection
- shower hose connector 1/2"
- normal flow
- spray head Ø 64 mm
- max. flow 9 l/min

Fits MADISON



Product alternative

Hand shower

- three settings: normal flow, soft flow, massage flow
- spray head Ø 95 mm
- max. flow 9 l/min

Hand shower see page 557.

For details and miscellaneous, see page 559.



Optional miscellaneous

Concealed wall elbow

- min. recess depth 90 mm
- max. recess depth 163 mm

For details and miscellaneous, see page 603.

		EUR
Chrome	1 x 26 413 360-00	734.90
	1 x 28 002 970-00	291.30
	Total price:	1,026.20
Platinum	1 x 26 413 360-08	1,176.10
	1 x 28 002 970-08	465.80
	Total price:	1,641.90
Brushed Platinum	1 x 26 413 360-06	1,176.10
	1 x 28 002 970-06	465.80
	Total price:	1,641.90
Durabross (23kt Gold)	1 x 26 413 360-09	1,469.80
	1 x 28 002 970-09	582.60
	Total price:	2,052.40
Brushed Durabross (23kt Gold)	1 x 26 413 360-28	1,469.80
	1 x 28 002 970-28	582.60
	Total price:	2,052.40
Brushed Dark Platinum	1 x 26 413 360-99	1,322.90
	1 x 28 002 970-99	524.10
	Total price:	1,847.00

		EUR
Chrome	28 002 978-00	224.70
	28 002 978-08	359.50
Platinum	28 002 978-06	359.50
	28 002 978-09	449.40
Brushed Platinum	28 002 978-06	359.50
	28 002 978-09	449.40
Durabross (23kt Gold)	28 002 978-09	449.40
	28 002 978-28	449.40
Brushed Durabross (23kt Gold)	28 002 978-28	449.40
	28 002 978-99	404.50
Brushed Dark Platinum	28 002 978-99	404.50

		EUR
Concealed rough parts	35 085 970 90	116.90

26 413 370 +
28 002 970



Shower set

- slide bar
- Pipe diameter 18 mm
- rosettes Ø 60 mm
- gauge 850 mm
- metal shower hose 1750 mm with integrated anti-twist protection
- shower hose connector 1/2"
- normal flow
- spray head Ø 64 mm
- max. flow 9 l/min

Fits MADISON



Product alternative

Hand shower

- three settings: normal flow, soft flow, massage flow
- spray head Ø 95 mm
- max. flow 9 l/min

Hand shower see page 557.

For details and miscellaneous, see page 559.



Optional miscellaneous

Concealed wall elbow

- min. recess depth 90 mm
- max. recess depth 163 mm

For details and miscellaneous, see page 603.

		EUR
Chrome	1 x 26 413 370-00	734.90
	1 x 28 002 970-00	291.30
	Total price:	1,026.20
Platinum	1 x 26 413 370-08	1,176.10
	1 x 28 002 970-08	465.80
	Total price:	1,641.90
Brushed Platinum	1 x 26 413 370-06	1,176.10
	1 x 28 002 970-06	465.80
	Total price:	1,641.90
Durabross (23kt Gold)	1 x 26 413 370-09	1,469.80
	1 x 28 002 970-09	582.60
	Total price:	2,052.40
Brushed Durabross (23kt Gold)	1 x 26 413 370-28	1,469.80
	1 x 28 002 970-28	582.60
	Total price:	2,052.40
Brushed Dark Platinum	1 x 26 413 370-99	1,322.90
	1 x 28 002 970-99	524.10
	Total price:	1,847.00

		EUR
Chrome	28 002 978-00	224.70
	28 002 978-08	359.50
Platinum	28 002 978-06	359.50
	28 002 978-09	449.40
Brushed Platinum	28 002 978-06	359.50
	28 002 978-09	449.40
Durabross (23kt Gold)	28 002 978-09	449.40
	28 002 978-28	449.40
Brushed Durabross (23kt Gold)	28 002 978-28	449.40
	28 002 978-99	404.50
Brushed Dark Platinum	28 002 978-99	404.50

		EUR
Concealed rough parts	35 085 970 90	116.90



CL.1



CYO



IMO



Lissé



LULU



Madison



MEM



Meta



Tara



VAIA



Shower



Concealed articles



Miscellaneous



Kitchen

Shower

26 413 625 +
28 018 979



Shower set

- slide bar
- Pipe diameter 18 mm
- rosette Ø 55 mm
- gauge 800 mm
- metal shower hose 1750 mm with integrated anti-twist protection
- shower hose connector 3/8"
- three settings: normal flow, soft flow, massage flow
- spray head Ø 100 mm
- max. flow 15 l/min

Fits META, TARA

Intrinsic protection against back flow.

		EUR
Chrome	1 x 26 413 625-00	667.20
	1 x 28 018 979-00	129.20
	Total price:	796.40
Brushed Chrome	1 x 26 413 625-93	867.40
	1 x 28 018 979-93	168.00
	Total price:	1,035.40
Platinum	1 x 26 413 625-08	1,067.80
	1 x 28 018 979-08	206.70
	Total price:	1,274.50
Brushed Platinum	1 x 26 413 625-06	1,067.80
	1 x 28 018 979-06	206.70
	Total price:	1,274.50
Champagne (22kt Gold)	1 x 26 413 625-47	1,334.40
	1 x 28 018 979-47	258.40
	Total price:	1,592.80
Brushed Champagne (23kt Gold)	1 x 26 413 625-46	1,334.40
	1 x 28 018 979-46	258.40
	Total price:	1,592.80
Brushed Durabrass (23kt Gold)	1 x 26 413 625-28	1,334.40
	1 x 28 018 979-28	258.40
	Total price:	1,592.80
Dark Chrome	1 x 26 413 625-19	1,000.80
	1 x 28 018 979-19	193.80
	Total price:	1,194.60
Brushed Dark Platinum	1 x 26 413 625-99	1,201.30
	1 x 28 018 979-99	232.50
	Total price:	1,433.80
Matte Black	1 x 26 413 625-33	900.40
	1 x 28 018 979-33	174.40
	Total price:	1,074.80



Product alternative

Hand shower

- four settings: normal flow, soft flow, massage flow, cascade
- spray head Ø 120 mm
- max. flow 15 l/min

Hand shower see page 557.

For details and miscellaneous, see page 559.

		EUR
Chrome	28 012 979-00	224.70



Product alternative

Hand shower

- normal flow
- spray head Ø 130 mm
- max. flow 6.8 l/min

		EUR
Chrome	28 017 979-00 0010	173.10



Optional miscellaneous

Wall elbow

For details and miscellaneous, see main items

		EUR
Chrome	28 450 625-00	110.10



Optional miscellaneous

Concealed wall elbow

- min. recess depth 90 mm
- max. recess depth 163 mm

For details and miscellaneous, see page 603.

		EUR
Concealed rough parts	35 085 970 90	116.90



Shower

26 413 980 +
28 012 979



Shower set

- slide bar
- Pipe diameter 18 mm
- rosette 60 x 60 mm
- gauge 800 mm
- metal shower hose 1750 mm with integrated anti-twist protection
- shower hose connector 3/8"
- four settings: normal flow, soft flow, massage flow, cascade
- spray head Ø 120 mm
- max. flow 15 l/min

Fits MEM, CL.1, IMO, CYO

Intrinsic protection against back flow.

		EUR
Chrome	1 x 26 413 980-00	668.10
	1 x 28 012 979-00	224.70
Total price:		892.80
Brushed Chrome	1 x 26 413 980-93	868.50
	1 x 28 012 979-93	292.10
Total price:		1,160.60
Platinum	1 x 26 413 980-08	1,068.40
	1 x 28 012 979-08	359.50
Total price:		1,427.90
Brushed Platinum	1 x 26 413 980-06	1,068.40
	1 x 28 012 979-06	359.50
Total price:		1,427.90
Champagne (22kt Gold)	1 x 26 413 980-47	1,336.20
	1 x 28 012 979-47	449.40
Total price:		1,785.60
Brushed Champagne (23kt Gold)	1 x 26 413 980-46	1,336.20
	1 x 28 012 979-46	449.40
Total price:		1,785.60
Brushed Durabross (23kt Gold)	1 x 26 413 980-28	1,336.20
	1 x 28 012 979-28	449.40
Total price:		1,785.60
Dark Chrome	1 x 26 413 980-19	1,002.10
	1 x 28 012 979-19	337.10
Total price:		1,339.20
Brushed Dark Platinum	1 x 26 413 980-99	1,202.10
	1 x 28 012 979-99	404.50
Total price:		1,606.60
Matte Black	1 x 26 413 980-33	901.60
	1 x 28 012 979-33	303.30
Total price:		1,204.90



Product alternative

Hand shower

- three settings: normal flow, soft flow, massage flow
- spray head Ø 100 mm
- max. flow 15 l/min

Hand shower see page 557.

For details and miscellaneous, see page 558.

		EUR
Chrome	28 018 979-00	129.20
Brushed Chrome	28 018 979-93	168.00
Platinum	28 018 979-08	206.70
Brushed Platinum	28 018 979-06	206.70
Champagne (22kt Gold)	28 018 979-47	258.40
Brushed Champagne (23kt Gold)	28 018 979-46	258.40
Brushed Durabross (23kt Gold)	28 018 979-28	258.40
Dark Chrome	28 018 979-19	193.80
Brushed Dark Platinum	28 018 979-99	232.50
Matte Black	28 018 979-33	174.40



Product alternative

Hand shower

- normal flow
- spray head Ø 130 mm
- max. flow 6.8 l/min

		EUR
Chrome	28 017 979-00 0010	173.10
Brushed Chrome	28 017 979-93 0010	225.00
Platinum	28 017 979-08 0010	276.80
Brushed Platinum	28 017 979-06 0010	276.80
Champagne (22kt Gold)	28 017 979-47 0010	346.20
Brushed Champagne (23kt Gold)	28 017 979-46 0010	346.20
Brushed Durabross (23kt Gold)	28 017 979-28 0010	346.20
Dark Chrome	28 017 979-19 0010	259.70
Brushed Dark Platinum	28 017 979-99 0010	311.40
Matte Black	28 017 979-33 0010	233.80



Optional miscellaneous

Wall elbow

For details and miscellaneous, see main items

		EUR
Brushed Chrome	28 450 980-93	204.40



Optional miscellaneous

Concealed wall elbow

- min. recess depth 90 mm
- max. recess depth 163 mm

For details and miscellaneous, see page 603.

		EUR
Concealed rough parts	35 085 970 90	116.90



CL.1



CYO



IMO



Lissé



LULU



Madison



MEM



Meta



Tara.



VAIA



Shower



Concealed articles



Miscellaneous



Kitchen

Shower

26 413 892 +
28 018 979



Shower set

- slide bar
- Pipe diameter 18 mm
- rosettes Ø 55 mm
- gauge 800 mm
- metal shower hose 1750 mm with integrated anti-twist protection
- shower hose connector 3/8"
- three settings: normal flow, soft flow, massage flow
- spray head Ø 100 mm
- max. flow 15 l/min

Fits TARA

Intrinsic protection against back flow.

		EUR
Chrome	1 x 26 413 892-00	668.00
	1 x 28 018 979-00	129.20
	Total price:	797.20
Brushed Chrome	1 x 26 413 892-93	868.40
	1 x 28 018 979-93	168.00
	Total price:	1,036.40
Platinum	1 x 26 413 892-08	1,068.30
	1 x 28 018 979-08	206.70
	Total price:	1,275.00
Brushed Platinum	1 x 26 413 892-06	1,068.30
	1 x 28 018 979-06	206.70
	Total price:	1,275.00
Champagne (22kt Gold)	1 x 26 413 892-47	1,336.00
	1 x 28 018 979-47	258.40
	Total price:	1,594.40
Brushed Champagne (23kt Gold)	1 x 26 413 892-46	1,336.00
	1 x 28 018 979-46	258.40
	Total price:	1,594.40
Brushed Durabrass (23kt Gold)	1 x 26 413 892-28	1,336.00
	1 x 28 018 979-28	258.40
	Total price:	1,594.40
Dark Chrome	1 x 26 413 892-19	1,001.90
	1 x 28 018 979-19	193.80
	Total price:	1,195.70
Brushed Dark Platinum	1 x 26 413 892-99	1,202.00
	1 x 28 018 979-99	232.50
	Total price:	1,434.50
Matte Black	1 x 26 413 892-33	901.50
	1 x 28 018 979-33	174.40
	Total price:	1,075.90



Product alternative

Hand shower

- four settings: normal flow, soft flow, massage flow, cascade
 - spray head Ø 120 mm
 - max. flow 15 l/min
- Hand shower see page 557.

For details and miscellaneous, see page 559.

		EUR
Chrome	28 012 979-00	224.70



Product alternative

Hand shower

- normal flow
- spray head Ø 130 mm
- max. flow 6.8 l/min

		EUR
Chrome	28 017 979-00 0010	173.10



Optional miscellaneous

Wall elbow

For details and miscellaneous, see main items

		EUR
Chrome	28 450 625-00	110.10



Optional miscellaneous

Concealed wall elbow

- min. recess depth 90 mm
- max. recess depth 163 mm

For details and miscellaneous, see page 603.

		EUR
Concealed rough parts	35 085 970 90	116.90



Shower

26 413 809 +
28 012 979



Shower set

- slide bar
- Pipe diameter 18 mm
- rosette Ø 60 mm
- gauge 800 mm
- metal shower hose 1700 mm with integrated anti-twist protection
- shower hose connector 3/8"
- four settings: normal flow, soft flow, massage flow, cascade
- spray head Ø 120 mm
- max. flow 15 l/min

Fits VAIA

Intrinsic protection against back flow.

		EUR
Chrome	1 x 26 413 809-00	668.00
	1 x 28 012 979-00	224.70
	Total price:	892.70
Platinum	1 x 26 413 809-08	1,068.40
	1 x 28 012 979-08	359.50
	Total price:	1,427.90
Brushed Platinum	1 x 26 413 809-06	1,068.60
	1 x 28 012 979-06	359.50
	Total price:	1,428.10
Champagne (22kt Gold)	1 x 26 413 809-47	1,336.00
	1 x 28 012 979-47	449.40
	Total price:	1,785.40
Brushed Champagne (23kt Gold)	1 x 26 413 809-46	1,336.00
	1 x 28 012 979-46	449.40
	Total price:	1,785.40
Brushed Durabronze (23kt Gold)	1 x 26 413 809-28	1,336.00
	1 x 28 012 979-28	449.40
	Total price:	1,785.40
Dark Chrome	1 x 26 413 809-19	1,001.90
	1 x 28 012 979-19	337.10
	Total price:	1,339.00
Brushed Dark Platinum	1 x 26 413 809-99	1,202.00
	1 x 28 012 979-99	404.50
	Total price:	1,606.50



Product alternative

Hand shower

- three settings: normal flow, soft flow, massage flow
- spray head Ø 100 mm
- max. flow 15 l/min

Hand shower see page 557.

For details and miscellaneous, see page 558.

		EUR
Chrome	28 018 979-00	129.20
Platinum	28 018 979-08	206.70
Brushed Platinum	28 018 979-06	206.70
Champagne (22kt Gold)	28 018 979-47	258.40
Brushed Champagne (23kt Gold)	28 018 979-46	258.40
Brushed Durabronze (23kt Gold)	28 018 979-28	258.40
Dark Chrome	28 018 979-19	193.80
Brushed Dark Platinum	28 018 979-99	232.50



Product alternative

Hand shower

- normal flow
- spray head Ø 130 mm
- max. flow 6.8 l/min

		EUR
Chrome	28 017 979-00 0010	173.10
Platinum	28 017 979-08 0010	276.80
Brushed Platinum	28 017 979-06 0010	276.80
Dark Chrome	28 017 979-19 0010	259.70
Brushed Champagne (23kt Gold)	28 017 979-46 0010	346.20
Champagne (22kt Gold)	28 017 979-47 0010	346.20
Brushed Durabronze (23kt Gold)	28 017 979-28 0010	346.20
Brushed Dark Platinum	28 017 979-99 0010	311.40



Optional miscellaneous

Concealed wall elbow

- min. recess depth 90 mm
- max. recess depth 163 mm

For details and miscellaneous, see page 603.

		EUR
Concealed rough parts	35 085 970 90	116.90



CL.1



CYO



IMO



Lissé



LULU



Madison



MEM



Meta



Tara.



VAIA



Shower



Concealed articles



Miscellaneous



Kitchen

Shower

26 413 979 +
28 018 979



Shower set

- slide bar
- Pipe diameter 18 mm
- gauge 853 mm
- metal shower hose 1750 mm with integrated anti-twist protection
- shower hose connector 3/8"
- three settings: normal flow, soft flow, massage flow
- spray head Ø 100 mm
- max. flow 15 l/min

Fits MEM, CL.1, IMO, META, TARA, VAIA, LULU, LISSÉ, CYO

		EUR
Chrome	1 x 26 413 979-00	400.10
	1 x 28 018 979-00	129.20
Total price:		529.30
Brushed Chrome	1 x 26 413 979-93	520.10
	1 x 28 018 979-93	168.00
Total price:		688.10
Platinum	1 x 26 413 979-08	640.10
	1 x 28 018 979-08	206.70
Total price:		846.80
Brushed Platinum	1 x 26 413 979-06	652.50
	1 x 28 018 979-06	206.70
Total price:		859.20
Champagne (22kt Gold)	1 x 26 413 979-47	800.20
	1 x 28 018 979-47	258.40
Total price:		1,058.60
Brushed Champagne (23kt Gold)	1 x 26 413 979-46	800.20
	1 x 28 018 979-46	258.40
Total price:		1,058.60
Brushed Durabrass (23kt Gold)	1 x 26 413 979-28	800.20
	1 x 28 018 979-28	258.40
Total price:		1,058.60
Dark Chrome	1 x 26 413 979-19	600.30
	1 x 28 018 979-19	193.80
Total price:		794.10
Brushed Dark Platinum	1 x 26 413 979-99	720.00
	1 x 28 018 979-99	232.50
Total price:		952.50
Matte Black	1 x 26 413 979-33	550.50
	1 x 28 018 979-33	174.40
Total price:		724.90



Product alternative

Hand shower

- four settings: normal flow, soft flow, massage flow, cascade
- spray head Ø 120 mm
- max. flow 15 l/min

Hand shower see page 557.

For details and miscellaneous, see page 559.

		EUR
Chrome	28 012 979-00	224.70
Brushed Chrome	28 012 979-93	292.10
Platinum	28 012 979-08	359.50
Brushed Platinum	28 012 979-06	359.50
Champagne (22kt Gold)	28 012 979-47	449.40
Brushed Champagne (23kt Gold)	28 012 979-46	449.40
Brushed Durabrass (23kt Gold)	28 012 979-28	449.40
Dark Chrome	28 012 979-19	337.10
Brushed Dark Platinum	28 012 979-99	404.50
Matte Black	28 012 979-33	303.30



Product alternative

Hand shower

- normal flow
- spray head Ø 130 mm
- max. flow 6.8 l/min

		EUR
Chrome	28 017 979-00 0010	173.10
Brushed Chrome	28 017 979-93 0010	225.00
Platinum	28 017 979-08 0010	276.80
Brushed Platinum	28 017 979-06 0010	276.80
Champagne (22kt Gold)	28 017 979-47 0010	346.20
Brushed Champagne (23kt Gold)	28 017 979-46 0010	346.20
Brushed Durabrass (23kt Gold)	28 017 979-28 0010	346.20
Dark Chrome	28 017 979-19 0010	259.70
Brushed Dark Platinum	28 017 979-99 0010	311.40
Matte Black	28 017 979-33 0010	233.80



Optional miscellaneous

Concealed wall elbow

- min. recess depth 90 mm
- max. recess depth 163 mm

For details and miscellaneous, see page 603.

		EUR
Concealed rough parts	35 085 970 90	116.90



Shower



CL.1



CYO



IMO



Lissé



LULU



Madison



MEM



Meta



Tara.



VAIA



Shower



Concealed articles



Miscellaneous



Kitchen

Shower

Overhead Showers



Planning example

Choose your individual solution:

Overhead Showers (Other solutions available)

from page 523



Hand shower sets (Other solutions available)

from page 561



Shower

28 504 670



Shower head

- 180-210 mm projection
- ball-joint pivotable through 30°
- normal flow
- with anti-scale system
- spray head Ø 100 mm
- rosette 60 x 60 mm
- 1/2" connection
- max. flow 7 l/min

Fits MEM, CL.1, IMO, CYO

		EUR
Chrome	28 504 670-00	583.50
Brushed Chrome	28 504 670-93	758.60
Platinum	28 504 670-08	933.60
Brushed Platinum	28 504 670-06	926.00
Champagne (22kt Gold)	28 504 670-47	1,167.00
Brushed Champagne (23kt Gold)	28 504 670-46	1,167.00
Brushed Durabronze (23kt Gold)	28 504 670-28	1,167.00
Dark Chrome	28 504 670-19	875.20
Brushed Dark Platinum	28 504 670-99	1,050.30



Optional miscellaneous

Concealed wall elbow

- min. recess depth 90 mm
- max. recess depth 163 mm

For details and miscellaneous, see page 603.

		EUR
Concealed rough parts	35 085 970 90	116.90

28 504 979



Shower head

- 180-210 mm projection
- ball-joint pivotable through 30°
- normal flow
- with anti-scale system
- spray head Ø 100 mm
- rosette Ø 55 mm
- 1/2" connection
- max. flow 7 l/min

Fits META, TARA, VAIA, LISSÉ

		EUR
Chrome	28 504 979-00	563.10
Brushed Chrome	28 504 979-93	732.00
Platinum	28 504 979-08	901.20
Brushed Platinum	28 504 979-06	901.30
Champagne (22kt Gold)	28 504 979-47	1,126.20
Brushed Champagne (23kt Gold)	28 504 979-46	1,126.20
Brushed Durabronze (23kt Gold)	28 504 979-28	1,126.20
Dark Chrome	28 504 979-19	844.80
Brushed Dark Platinum	28 504 979-99	1,013.80
Matte Black	28 504 979-33	760.30



Optional miscellaneous

Concealed wall elbow

- min. recess depth 90 mm
- max. recess depth 163 mm

For details and miscellaneous, see page 603.

		EUR
Concealed rough parts	35 085 970 90	116.90

28 508 710



Shower head

- 200 mm projection
- ball-joint pivotable through 30°
- three settings: normal flow, soft flow, massage flow
- with anti-scale system
- spray head Ø 92 mm
- rosette 78 x 55 mm
- 1/2" connection
- max. flow 9 l/min

Fits LULU

		EUR
Chrome	28 508 710-00	626.10
Brushed Platinum	28 508 710-06	1,002.00



Product alternative

Shower head

- max. flow 6.8 l/min

		EUR
Chrome	28 508 710-00 0010	626.10
Brushed Platinum	28 508 710-06 0010	1,002.00



Optional miscellaneous

Concealed wall elbow

- min. recess depth 90 mm
- max. recess depth 163 mm

For details and miscellaneous, see page 603.

		EUR
Concealed rough parts	35 085 970 90	116.90



CL.1



CYO



IMO



LISSÉ



LULU



Madison



MEM



Meta



Tara.



VAIA



Shower



Concealed articles



Miscellaneous



Kitchen

Shower

28 508 360



Shower head

- 200 mm projection
- ball-joint pivotable through 30°
- three settings: normal flow, soft flow, massage flow
- with anti-scale system
- spray head Ø 94 mm
- rosette Ø 55 mm
- 1/2" connection
- max. flow 9 l/min

Fits MADISON

		EUR
Chrome	28 508 360-00	629.90
Platinum	28 508 360-08	1,007.60
Brushed Platinum	28 508 360-06	1,007.60
Durabrand (23kt Gold)	28 508 360-09	1,259.80
Brushed Durabrand (23kt Gold)	28 508 360-28	1,259.80
Brushed Dark Platinum	28 508 360-99	1,133.60



Product alternative

Shower head

- max. flow 6.8 l/min

		EUR
Chrome	28 508 360-00 0010	629.90
Platinum	28 508 360-08 0010	1,007.60
Brushed Platinum	28 508 360-06 0010	1,007.60
Durabrand (23kt Gold)	28 508 360-09 0010	1,259.80
Brushed Durabrand (23kt Gold)	28 508 360-28 0010	1,259.80
Brushed Dark Platinum	28 508 360-99 0010	1,133.60



Optional miscellaneous

Concealed wall elbow

- min. recess depth 90 mm
- max. recess depth 163 mm

For details and miscellaneous, see page 603.

		EUR
Concealed rough parts	35 085 970 90	116.90

28 508 980



Shower head

- 200 mm projection
- ball-joint pivotable through 30°
- three settings: normal flow, soft flow, massage flow
- with anti-scale system
- spray head Ø 92 mm
- rosette 60 x 60 mm
- 1/2" connection
- max. flow 9 l/min

Fits MEM, CL.1, IMO, CYO

		EUR
Chrome	28 508 980-00	647.60
Brushed Chrome	28 508 980-93	841.90
Platinum	28 508 980-08	1,036.20
Brushed Platinum	28 508 980-06	1,035.90
Champagne (22kt Gold)	28 508 980-47	1,295.20
Brushed Champagne (23kt Gold)	28 508 980-46	1,295.20
Brushed Durabrand (23kt Gold)	28 508 980-28	1,295.20
Dark Chrome	28 508 980-19	971.40
Brushed Dark Platinum	28 508 980-99	1,165.90



Product alternative

Shower head

- max. flow 6.8 l/min

		EUR
Chrome	28 508 980-00 0010	647.60
Brushed Chrome	28 508 980-93 0010	841.90
Platinum	28 508 980-08 0010	1,036.20
Brushed Platinum	28 508 980-06 0010	1,035.90
Champagne (22kt Gold)	28 508 980-47 0010	1,295.20
Brushed Champagne (23kt Gold)	28 508 980-46 0010	1,295.20
Brushed Durabrand (23kt Gold)	28 508 980-28 0010	1,295.20
Dark Chrome	28 508 980-19 0010	971.40
Brushed Dark Platinum	28 508 980-99 0010	1,165.90



Optional miscellaneous

Concealed wall elbow

- min. recess depth 90 mm
- max. recess depth 163 mm

For details and miscellaneous, see page 603.

		EUR
Concealed rough parts	35 085 970 90	116.90



Shower

28 508 979



Shower head

- 200 mm projection
- ball-joint pivotable through 30°
- three settings: normal flow, soft flow, massage flow
- with anti-scale system
- spray head Ø 92 mm
- rosette Ø 55 mm
- 1/2" connection
- max. flow 9 l/min

Fits META, TARA, VAIA, LISSÉ

		EUR
Chrome	28 508 979-00	629.90
Brushed Chrome	28 508 979-93	818.90
Platinum	28 508 979-08	1,007.50
Brushed Platinum	28 508 979-06	1,007.50
Champagne (22kt Gold)	28 508 979-47	1,259.80
Brushed Champagne (23kt Gold)	28 508 979-46	1,259.80
Brushed Durabronze (23kt Gold)	28 508 979-28	1,259.80
Dark Chrome	28 508 979-19	944.80
Brushed Dark Platinum	28 508 979-99	1,133.60
Matte Black	28 508 979-33	850.30



Product alternative

Shower head

- max. flow 6.8 l/min

		EUR
Chrome	28 508 979-00 0010	629.90
Brushed Chrome	28 508 979-93 0010	818.90
Platinum	28 508 979-08 0010	1,007.50
Brushed Platinum	28 508 979-06 0010	1,007.50
Champagne (22kt Gold)	28 508 979-47 0010	1,259.80
Brushed Champagne (23kt Gold)	28 508 979-46 0010	1,259.80
Brushed Durabronze (23kt Gold)	28 508 979-28 0010	1,259.80
Dark Chrome	28 508 979-19 0010	944.80
Brushed Dark Platinum	28 508 979-99 0010	1,133.60
Matte Black	28 508 979-33 0010	850.30



Optional miscellaneous

Concealed wall elbow

- min. recess depth 90 mm
- max. recess depth 163 mm

For details and miscellaneous, see page 603.

		EUR
Concealed rough parts	35 085 970 90	116.90

28 505 979



Shower head

- 155 mm projection
- ball-joint pivotable through 18° (in any direction)
- three settings: normal flow, soft flow, massage flow
- with anti-scale system
- spray head Ø 100 mm
- rosette Ø 60 mm
- 1/2" connection
- max. flow 7.6 l/min

Fits META, TARA, VAIA, LISSÉ

		EUR
Chrome	28 505 979-00	351.00
Brushed Chrome	28 505 979-93	456.30
Platinum	28 505 979-08	561.60
Brushed Platinum	28 505 979-06	561.60
Champagne (22kt Gold)	28 505 979-47	702.00
Brushed Champagne (23kt Gold)	28 505 979-46	702.00
Brushed Durabronze (23kt Gold)	28 505 979-28	702.00
Dark Chrome	28 505 979-19	526.50
Brushed Dark Platinum	28 505 979-99	631.90
Matte Black	28 505 979-33	473.90



Optional miscellaneous

Concealed wall elbow

- min. recess depth 90 mm
- max. recess depth 163 mm

For details and miscellaneous, see page 603.

		EUR
Concealed rough parts	35 085 970 90	116.90



CL.1



CYO



IMO



LISSÉ



LULU



MADISON



MEM



META



TARA



VAIA



SHOWER



CONCEALED ARTICLES



MISCELLANEOUS



KITCHEN

Shower

Shower Systems



Planning example

Choose your individual solution:

Shower Systems (Other solutions available)

from page 527



Hand showers

from page 557



Shower

36 112 970 +
28 015 979



Showerpipe with single-lever shower mixer

- shower with fixed riser projection 450 mm
- overhead shower: rain flow
- rain shower Ø 220 mm
- rain shower with anti-scale system
- max. rainshower flow 14 l/min
- hand shower: normal flow
- spray head Ø 100 mm
- max. hand shower flow 15 l/min
- height of fittings up to rain shower (bottom edge) 985 mm
- height of fittings up to top edge of elbow 1170 mm
- metal shower hose 1750 mm with integrated anti-twist protection
- 1/2" connection
- slide bar
- Pipe diameter 23.5 mm
- automatic diverter for fixed-riser shower/hand shower

Fits IMO, META, TARA, VAIA, LISSÉ, LULU

Intrinsic protection against back flow.

		EUR
Chrome	1 x 36 112 970-00	2,284.00
	1 x 28 015 979-00	120.20
Total price:		2,404.20
Brushed Chrome	1 x 36 112 970-93	2,969.20
	1 x 28 015 979-93	156.30
Total price:		3,125.50
Platinum	1 x 36 112 970-08	3,573.10
	1 x 28 015 979-08	192.50
Total price:		3,765.60
Brushed Platinum	1 x 36 112 970-06	3,654.40
	1 x 28 015 979-06	192.50
Total price:		3,846.90
Champagne (22kt Gold)	1 x 36 112 970-47	4,568.00
	1 x 28 015 979-47	240.40
Total price:		4,808.40
Brushed Champagne (23kt Gold)	1 x 36 112 970-46	4,568.00
	1 x 28 015 979-46	240.40
Total price:		4,808.40
Brushed Durabronze (23kt Gold)	1 x 36 112 970-28	4,568.00
	1 x 28 015 979-28	240.40
Total price:		4,808.40
Dark Chrome	1 x 36 112 970-19	3,426.00
	1 x 28 015 979-19	180.30
Total price:		3,606.30
Brushed Dark Platinum	1 x 36 112 970-99	4,019.90
	1 x 28 015 979-99	216.30
Total price:		4,236.20
Matte Black	1 x 36 112 970-33	3,083.40
	1 x 28 015 979-33	162.10
Total price:		3,245.50



Product alternative

- Showerpipe with single-lever shower mixer without hand shower**
- Max. flow rate 7 l/min

This article does not include a hand shower!

		EUR
Chrome	36 102 970-00	2,284.00



Product alternative

- Hand shower**
- three settings: normal flow, soft flow, massage flow
 - spray head Ø 130 mm
 - max. flow 15 l/min
- Hand shower see page 557.

For details and miscellaneous, see page 559.

		EUR
Chrome	28 016 979-00	186.40



Product alternative

- Hand shower**
- normal flow
 - max. flow 15 l/min
- Hand shower see page 557.

For details and miscellaneous, see page 557.

		EUR
Chrome	28 019 979-00	226.00



Required miscellaneous

- Concealed wall mounting**
- min. recess depth 80 mm
 - max. recess depth 105 mm

For details and miscellaneous, see page 584.

		EUR
Concealed rough parts	35 050 970 90	305.40



CL.1



CYO



IMO



LISSÉ



LULU



MADISON



MEM



META



TARA



VAIA



SHOWER



Concealed articles



Miscellaneous



KITCHEN

Shower

26 632 360 +
28 002 970



Showerpipe with shower mixer

- **shower with fixed riser projection 420 mm**
- overhead shower: rain flow
- rain shower Ø 200 mm
- max. rainshower flow 14 l/min
- hand shower: normal flow
- spray head Ø 64 mm
- max. hand shower flow 9 l/min
- rotary diverter for fixed-riser shower/hand shower
- height of fittings up to top edge of elbow 1180 mm
- height of fittings up to rain shower (bottom edge) 1009 mm
- rosette for shower holder Ø 66 mm
- rosette for wall mounting Ø 70 mm
- rosette for shower mixer Ø 60 mm
- gauge 150 mm - 13 mm
- metal shower hose 1250 mm with integrated anti-twist protection
- 1/2" connection
- Pipe diameter 20 mm

Fits MADISON



Product alternative

Showerpipe with shower mixer without hand shower

- Max. flow rate 7 l/min

This article does not include a hand shower!



Product alternative

Hand shower

- three settings: normal flow, soft flow, massage flow
 - spray head Ø 95 mm
 - max. flow 9 l/min
- Hand shower see page 557.

For details and miscellaneous, see page 559.

		EUR
Chrome	1 x 26 632 360-00	3,032.60
	1 x 28 002 970-00	291.30
	Total price:	3,323.90
Platinum	1 x 26 632 360-08	4,852.20
	1 x 28 002 970-08	465.80
	Total price:	5,318.00
Brushed Platinum	1 x 26 632 360-06	4,852.20
	1 x 28 002 970-06	465.80
	Total price:	5,318.00
Durabrand (23kt Gold)	1 x 26 632 360-09	6,065.20
	1 x 28 002 970-09	582.60
	Total price:	6,647.80
Brushed Durabrand (23kt Gold)	1 x 26 632 360-28	6,065.20
	1 x 28 002 970-28	582.60
	Total price:	6,647.80
Brushed Dark Platinum	1 x 26 632 360-99	5,458.80
	1 x 28 002 970-99	524.10
	Total price:	5,982.90

		EUR
Chrome	26 633 360-00	3,032.60
Platinum	26 633 360-08	4,852.20
Brushed Platinum	26 633 360-06	4,852.20
Durabrand (23kt Gold)	26 633 360-09	6,065.20
Brushed Durabrand (23kt Gold)	26 633 360-28	6,065.20
Brushed Dark Platinum	26 633 360-99	5,458.70

		EUR
Chrome	28 002 978-00	224.70
Platinum	28 002 978-08	359.50
Brushed Platinum	28 002 978-06	359.50
Durabrand (23kt Gold)	28 002 978-09	449.40
Brushed Durabrand (23kt Gold)	28 002 978-28	449.40
Brushed Dark Platinum	28 002 978-99	404.50



Shower

26 623 892 +
28 018 979

NEW Showerpipe

- 420 mm projection
- overhead shower: rain flow
- rain shower Ø 300 mm
- rain shower with anti-scale system
- max. rainshower flow 14 l/min
- hand shower: normal flow
- spray head Ø 100 mm
- max. hand shower flow 15 l/min
- rotary diverter for fixed-riser shower/hand shower
- height of fittings up to rain shower (bottom edge) 1007 mm
- height of fittings up to top edge of elbow 1167 mm
- rosette for shower holder Ø 55 mm
- rosette for wall mounting Ø 57 mm
- rosette for shower mixer Ø 65 mm
- gauge 150 mm - 13 mm
- 1500 mm metal shower hose
- 1/2" connection
- Pipe diameter 20 mm

Fits TARA

Intrinsic protection against back flow.



Product alternative

Showerpipe without hand shower

- Max. flow rate 7 l/min
- rain shower Ø 220 mm

This article does not include a hand shower!



Product alternative

Hand shower

- four settings: normal flow, soft flow, massage flow, cascade
- spray head Ø 120 mm
- max. flow 15 l/min

Hand shower see page 557.

For details and miscellaneous, see page 559.



Product alternative

Hand shower

- normal flow
- max. flow 6.8 l/min

		EUR
Chrome	1 x 26 623 892-00	2,752.50
	1 x 28 018 979-00	129.20
Total price:		2,881.70
Brushed Chrome	1 x 26 623 892-93	3,578.30
	1 x 28 018 979-93	168.00
Total price:		3,746.30
Platinum	1 x 26 623 892-08	4,404.00
	1 x 28 018 979-08	206.70
Total price:		4,610.70
Brushed Platinum	1 x 26 623 892-06	4,404.00
	1 x 28 018 979-06	206.70
Total price:		4,610.70
Champagne (22kt Gold)	1 x 26 623 892-47	5,505.00
	1 x 28 018 979-47	258.40
Total price:		5,763.40
Brushed Champagne (23kt Gold)	1 x 26 623 892-46	5,505.00
	1 x 28 018 979-46	258.40
Total price:		5,763.40
Brushed Durabrand (23kt Gold)	1 x 26 623 892-28	5,505.00
	1 x 28 018 979-28	258.40
Total price:		5,763.40
Dark Chrome	1 x 26 623 892-19	4,128.80
	1 x 28 018 979-19	193.80
Total price:		4,322.60
Brushed Dark Platinum	1 x 26 623 892-99	4,954.50
	1 x 28 018 979-99	232.50
Total price:		5,187.00
Matte Black	1 x 26 623 892-33	3,715.90
	1 x 28 018 979-33	174.40
Total price:		3,890.30

		EUR
Chrome	26 633 892-00	2,752.50
	26 633 892-93	3,578.30
Platinum	26 633 892-08	4,403.30
	26 633 892-06	4,403.30
Champagne (22kt Gold)	26 633 892-47	5,505.00
	26 633 892-46	5,505.00
Brushed Durabrand (23kt Gold)	26 633 892-28	5,505.00
	26 633 892-19	4,128.80
Brushed Dark Platinum	26 633 892-99	4,954.40
	26 633 892-33	3,715.50

		EUR
Chrome	28 012 979-00	224.70
	28 012 979-93	292.10
Platinum	28 012 979-08	359.50
	28 012 979-06	359.50
Champagne (22kt Gold)	28 012 979-47	449.40
	28 012 979-46	449.40
Brushed Durabrand (23kt Gold)	28 012 979-28	449.40
	28 012 979-19	337.10
Brushed Dark Platinum	28 012 979-99	404.50
	28 012 979-33	303.30

		EUR
Chrome	28 019 979-00 0010	226.00
	28 019 979-93 0010	293.80
Platinum	28 019 979-08 0010	361.60
	28 019 979-06 0010	361.60
Champagne (22kt Gold)	28 019 979-47 0010	452.00
	28 019 979-46 0010	452.00
Brushed Durabrand (23kt Gold)	28 019 979-28 0010	452.00
	28 019 979-19 0010	339.00
Brushed Dark Platinum	28 019 979-99 0010	406.80
	28 019 979-33 0010	305.10



CL.1



CYO



IMO



Lissé



LULU



Madison



MEM



Meta



Tara.



VAIA



Shower



Concealed articles



Miscellaneous



Kitchen

Shower

26 622 892 +
28 018 979

NEW

Showerpipes with shower mixer

- shower with fixed riser projection 420 mm
- overhead shower: rain flow
- rain shower Ø 300 mm
- rain shower with anti-scale system
- max. rainshower flow 14 l/min
- hand shower: normal flow
- spray head Ø 100 mm
- max. hand shower flow 15 l/min
- rotary diverter for fixed-riser shower/hand shower
- height of fittings up to rain shower (bottom edge) 1007 mm
- height of fittings up to top edge of elbow 1167 mm
- rosette for shower holder Ø 55 mm
- rosette for wall mounting Ø 57 mm
- rosette for shower mixer Ø 65 mm
- gauge 150 mm - 13 mm
- 1500 mm metal shower hose
- 1/2" connection
- Pipe diameter 20 mm

Fits TARA

Intrinsic protection against back flow.



Product alternative

Showerpipes with shower mixer without hand shower

- Max. flow rate 7 l/min
- rain shower Ø 220 mm

This article does not include a hand shower!



Product alternative

Hand shower

- four settings: normal flow, soft flow, massage flow, cascade
- spray head Ø 120 mm
- max. flow 15 l/min

Hand shower see page 557.

For details and miscellaneous, see page 559.



Product alternative

Hand shower

- normal flow
- max. flow 6.8 l/min

		EUR
Chrome	1 x 26 622 892-00	2,816.50
	1 x 28 018 979-00	129.20
Total price:		2,945.70
Brushed Chrome	1 x 26 622 892-93	3,661.50
	1 x 28 018 979-93	168.00
Total price:		3,829.50
Platinum	1 x 26 622 892-08	4,506.40
	1 x 28 018 979-08	206.70
Total price:		4,713.10
Brushed Platinum	1 x 26 622 892-06	4,506.40
	1 x 28 018 979-06	206.70
Total price:		4,713.10
Champagne (22kt Gold)	1 x 26 622 892-47	5,633.00
	1 x 28 018 979-47	258.40
Total price:		5,891.40
Brushed Champagne (23kt Gold)	1 x 26 622 892-46	5,633.00
	1 x 28 018 979-46	258.40
Total price:		5,891.40
Brushed Durabronz (23kt Gold)	1 x 26 622 892-28	5,633.00
	1 x 28 018 979-28	258.40
Total price:		5,891.40
Dark Chrome	1 x 26 622 892-19	4,224.80
	1 x 28 018 979-19	193.80
Total price:		4,418.60
Brushed Dark Platinum	1 x 26 622 892-99	5,069.70
	1 x 28 018 979-99	232.50
Total price:		5,302.20
Matte Black	1 x 26 622 892-33	3,802.30
	1 x 28 018 979-33	174.40
Total price:		3,976.70

		EUR
Chrome	26 632 892-00	2,816.50
Brushed Chrome	26 632 892-93	3,661.50
Platinum	26 632 892-08	4,506.00
Brushed Platinum	26 632 892-06	4,506.00
Champagne (22kt Gold)	26 632 892-47	5,633.00
Brushed Champagne (23kt Gold)	26 632 892-46	5,633.00
Brushed Durabronz (23kt Gold)	26 632 892-28	5,633.00
Dark Chrome	26 632 892-19	4,224.70
Brushed Dark Platinum	26 632 892-99	5,069.70
Matte Black	26 632 892-33	3,801.90

		EUR
Chrome	28 012 979-00	224.70
Brushed Chrome	28 012 979-93	292.10
Platinum	28 012 979-08	359.50
Brushed Platinum	28 012 979-06	359.50
Champagne (22kt Gold)	28 012 979-47	449.40
Brushed Champagne (23kt Gold)	28 012 979-46	449.40
Brushed Durabronz (23kt Gold)	28 012 979-28	449.40
Dark Chrome	28 012 979-19	337.10
Brushed Dark Platinum	28 012 979-99	404.50
Matte Black	28 012 979-33	303.30

		EUR
Chrome	28 019 979-00 0010	226.00
Brushed Chrome	28 019 979-93 0010	293.80
Platinum	28 019 979-08 0010	361.60
Brushed Platinum	28 019 979-06 0010	361.60
Champagne (22kt Gold)	28 019 979-47 0010	452.00
Brushed Champagne (23kt Gold)	28 019 979-46 0010	452.00
Brushed Durabronz (23kt Gold)	28 019 979-28 0010	452.00
Dark Chrome	28 019 979-19 0010	339.00
Brushed Dark Platinum	28 019 979-99 0010	406.80
Matte Black	28 019 979-33 0010	305.10



26 632 809 +
28 019 979



Showerpipe with shower mixer

- shower with fixed riser projection 450 mm
- overhead shower: rain flow
- rain shower Ø 300 mm
- rain shower with anti-scale system
- max. rainshower flow 14 l/min
- hand shower: normal flow
- max. hand shower flow 15 l/min
- rotary diverter for fixed-riser shower/hand shower
- rosette for shower holder Ø 60 mm
- slide-on rosettes Ø 60 mm
- gauge 150 mm - 13 mm
- 1500 mm metal shower hose
- 1/2" connection
- Pipe diameter 23.5 mm

This article does not include a hand shower!

Fits VAIA

Intrinsic protection against back flow.

		EUR
Chrome	1 x 26 632 809-00	2,816.00
	1 x 28 019 979-00	226.00
	Total price:	3,042.00
Platinum	1 x 26 632 809-08	4,505.40
	1 x 28 019 979-08	361.80
	Total price:	4,867.20
Brushed Platinum	1 x 26 632 809-06	4,505.40
	1 x 28 019 979-06	361.80
	Total price:	4,867.20
Champagne (22kt Gold)	1 x 26 632 809-47	5,632.00
	1 x 28 019 979-47	452.00
	Total price:	6,084.00
Brushed Champagne (23kt Gold)	1 x 26 632 809-46	5,632.00
	1 x 28 019 979-46	452.00
	Total price:	6,084.00
Brushed Durabross (23kt Gold)	1 x 26 632 809-28	5,632.00
	1 x 28 019 979-28	452.00
	Total price:	6,084.00
Dark Chrome	1 x 26 632 809-19	4,224.00
	1 x 28 019 979-19	339.00
	Total price:	4,563.00
Brushed Dark Platinum	1 x 26 632 809-99	5,068.90
	1 x 28 019 979-99	406.90
	Total price:	5,475.80



Product alternative

Showerpipe with shower mixer without hand shower

- max. flow 9 l/min

This article does not include a hand shower!

		EUR
Chrome	26 633 809-00	2,816.00
Platinum	26 633 809-08	4,505.60
Brushed Platinum	26 633 809-06	4,505.60
Champagne (22kt Gold)	26 633 809-47	5,632.00
Brushed Champagne (23kt Gold)	26 633 809-46	5,632.00
Brushed Durabross (23kt Gold)	26 633 809-28	5,632.00
Dark Chrome	26 633 809-19	4,224.00
Brushed Dark Platinum	26 633 809-99	5,068.80



Product alternative

Hand shower

- normal flow
- spray head Ø 130 mm
- max. flow 6.8 l/min

		EUR
Chrome	28 017 979-00 0010	173.10
Platinum	28 017 979-08 0010	276.80
Brushed Platinum	28 017 979-06 0010	276.80
Champagne (22kt Gold)	28 017 979-47 0010	346.20
Brushed Champagne (23kt Gold)	28 017 979-46 0010	346.20
Brushed Durabross (23kt Gold)	28 017 979-28 0010	346.20
Dark Chrome	28 017 979-19 0010	259.70
Brushed Dark Platinum	28 017 979-99 0010	311.40



Product alternative

Hand shower

- four settings: normal flow, soft flow, massage flow, cascade
- spray head Ø 120 mm
- max. flow 15 l/min

Hand shower see page 557.

For details and miscellaneous, see page 559.

		EUR
Chrome	28 012 979-00	224.70
Platinum	28 012 979-08	359.50
Brushed Platinum	28 012 979-06	359.50
Champagne (22kt Gold)	28 012 979-47	449.40
Brushed Champagne (23kt Gold)	28 012 979-46	449.40
Brushed Durabross (23kt Gold)	28 012 979-28	449.40
Dark Chrome	28 012 979-19	337.10
Brushed Dark Platinum	28 012 979-99	404.50



CL.1



CYO



IMO



Lissé



LULU



Madison



MEM



Meta



Tara.



VAIA



Shower



Concealed articles



Miscellaneous



Kitchen

Shower

34 459 360 +
11 420 360 +
28 002 978



Showerpipe with shower thermostat

- shower with fixed riser projection 420 mm
- rain shower Ø 200 mm
- rain shower with anti-scale system
- max. rainshower flow 14 l/min
- hand shower: three settings: normal flow, soft flow, massage flow
- spray head Ø 95 mm
- max. hand shower flow 9 l/min
- rotary diverter for fixed-riser shower/hand shower
- height of fittings up to rain shower (bottom edge) 985 mm
- height of fittings up to top edge of elbow 1160 mm
- two-part push-on rosette Ø 65 mm
- rosette for shower holder Ø 65 mm
- rosette for wall mounting Ø 60 mm
- gauge 150 mm - 13 mm
- metal shower hose 1250 mm with integrated anti-twist protection
- 1/2" connection
- Pipe diameter 20 mm

Fits MADISON

Intrinsic protection against back flow.

		EUR
Chrome	1 x 34 459 360-00	3,028.50
	1 x 11 420 360-00	273.70
	1 x 28 002 978-00	224.70
	Total price:	3,526.90
Platinum	1 x 34 459 360-08	4,845.90
	1 x 11 420 360-08	437.80
	1 x 28 002 978-08	359.50
	Total price:	5,643.20
Brushed Platinum	1 x 34 459 360-06	4,845.90
	1 x 11 420 360-06	437.80
	1 x 28 002 978-06	359.50
	Total price:	5,643.20
Durabross (23kt Gold)	1 x 34 459 360-09	6,057.00
	1 x 11 420 360-09	547.40
	1 x 28 002 978-09	449.40
	Total price:	7,053.80
Brushed Durabross (23kt Gold)	1 x 34 459 360-28	6,057.00
	1 x 11 420 360-28	547.40
	1 x 28 002 978-28	449.40
	Total price:	7,053.80
Brushed Dark Platinum	1 x 34 459 360-99	5,451.40
	1 x 11 420 360-99	492.60
	1 x 28 002 978-99	404.50
	Total price:	6,348.50



Product alternative

Showerpipe with shower thermostat without hand shower

- Max. flow rate 7 l/min

This article does not include a hand shower!

		EUR
Chrome	34 458 360-00	3,028.50
Platinum	34 458 360-08	4,845.60
Brushed Platinum	34 458 360-06	4,845.60
Durabross (23kt Gold)	34 458 360-09	6,057.00
Brushed Durabross (23kt Gold)	34 458 360-28	6,057.00
Brushed Dark Platinum	34 458 360-99	5,451.30



Product alternative

Metal hand shower with porcelain insert (white)

- normal flow
- spray head Ø 64 mm
- max. flow 9 l/min

Hand shower see page 557.

For details and miscellaneous, see page 557.

		EUR
Chrome	28 002 970-00	291.30
Platinum	28 002 970-08	465.80
Brushed Platinum	28 002 970-06	465.80
Durabross (23kt Gold)	28 002 970-09	582.60
Brushed Durabross (23kt Gold)	28 002 970-28	582.60
Brushed Dark Platinum	28 002 970-99	524.10



Shower

34 460 892 +
28 015 979

NEW

Shower pipe with shower thermostat

- shower with fixed riser projection 452 mm
- overhead shower: rain flow
- rain shower Ø 300 mm
- rain shower with anti-scale system
- max. rainshower flow 14 l/min
- rotary diverter with volume control and shut-off function
- slide-on rosettes Ø 70 mm
- height of fittings up to rain shower (bottom edge) 964 mm
- height of fittings up to top edge of elbow 1267 mm
- gauge 150 mm - 13 mm
- metal shower hose 1750 mm with integrated anti-twist protection
- 1/2" connection
- slide bar
- Pipe diameter 23.5 mm

Fits TARA

Intrinsic protection against back flow.



		EUR
Chrome	1 x 34 460 892-00	2,933.10
	1 x 28 015 979-00	120.20
	Total price:	3,053.30
Brushed Chrome	1 x 34 460 892-93	3,813.00
	1 x 28 015 979-93	156.30
	Total price:	3,969.30
Platinum	1 x 34 460 892-08	4,693.00
	1 x 28 015 979-08	192.50
	Total price:	4,885.50
Brushed Platinum	1 x 34 460 892-06	4,693.00
	1 x 28 015 979-06	192.50
	Total price:	4,885.50
Champagne (22kt Gold)	1 x 34 460 892-47	5,866.20
	1 x 28 015 979-47	240.40
	Total price:	6,106.60
Brushed Champagne (23kt Gold)	1 x 34 460 892-46	5,866.20
	1 x 28 015 979-46	240.40
	Total price:	6,106.60
Brushed Durabronz (23kt Gold)	1 x 34 460 892-28	5,866.20
	1 x 28 015 979-28	240.40
	Total price:	6,106.60
Dark Chrome	1 x 34 460 892-19	4,399.70
	1 x 28 015 979-19	180.30
	Total price:	4,580.00
Brushed Dark Platinum	1 x 34 460 892-99	5,279.60
	1 x 28 015 979-99	216.30
	Total price:	5,495.90
Matte Black	1 x 34 460 892-33	3,959.70
	1 x 28 015 979-33	162.10
	Total price:	4,121.80

Product alternative

Shower pipe with shower thermostat without hand shower

- Max. flow rate 7 l/min
- rain shower Ø 220 mm

This article does not include a hand shower!



		EUR
Chrome	34 458 892-00	2,933.10
Brushed Chrome	34 458 892-93	3,813.00
Platinum	34 458 892-08	4,692.90
Brushed Platinum	34 458 892-06	4,692.90
Champagne (22kt Gold)	34 458 892-47	5,866.20
Brushed Champagne (23kt Gold)	34 458 892-46	5,866.20
Brushed Durabronz (23kt Gold)	34 458 892-28	5,866.20
Dark Chrome	34 458 892-19	4,399.60
Brushed Dark Platinum	34 458 892-99	5,279.60
Matte Black	34 458 892-33	3,959.70

Product alternative

Hand shower

- three settings: normal flow, soft flow, massage flow
- spray head Ø 130 mm
- max. flow 15 l/min

Hand shower see page 557.

For details and miscellaneous, see page 559.



		EUR
Chrome	28 016 979-00	186.40
Brushed Chrome	28 016 979-93	242.30
Platinum	28 016 979-08	298.50
Brushed Platinum	28 016 979-06	298.50
Champagne (22kt Gold)	28 016 979-47	372.80
Brushed Champagne (23kt Gold)	28 016 979-46	372.80
Brushed Durabronz (23kt Gold)	28 016 979-28	372.80
Dark Chrome	28 016 979-19	279.60
Brushed Dark Platinum	28 016 979-99	335.60
Matte Black	28 016 979-33	251.70

Product alternative

Hand shower

- normal flow
- max. flow 6.8 l/min



		EUR
Chrome	28 019 979-00 0010	226.00
Brushed Chrome	28 019 979-93 0010	293.80
Platinum	28 019 979-08 0010	361.60
Brushed Platinum	28 019 979-06 0010	361.60
Champagne (22kt Gold)	28 019 979-47 0010	452.00
Brushed Champagne (23kt Gold)	28 019 979-46 0010	452.00
Brushed Durabronz (23kt Gold)	28 019 979-28 0010	452.00
Dark Chrome	28 019 979-19 0010	339.00
Brushed Dark Platinum	28 019 979-99 0010	406.80
Matte Black	28 019 979-33 0010	305.10



CL.1



CYO



IMO



Lissé



LULU



Madison



MEM



Meta



Tara.



VAIA



Shower



Concealed articles



Miscellaneous



Kitchen

Shower

34 462 892 +
28 015 979

NEW

Showerpipe with shower thermostat

- shower with fixed riser projection 452 mm
- overhead shower: rain flow
- rain shower Ø 300 mm
- rain shower with anti-scale system
- max. rainshower flow 14 l/min
- hand shower: normal flow
- spray head Ø 100 mm
- max. hand shower flow 15 l/min
- rotary diverter with volume control and shut-off function
- slide-on rosettes Ø 70 mm
- height of fittings up to rain shower (bottom edge) 963 mm
- height of fittings up to top edge of elbow 1267 mm
- gauge 150 mm - 13 mm
- metal shower hose 1750 mm with integrated anti-twist protection
- 1/2" connection
- slide bar
- Pipe diameter 23.5 mm

Fits META, TARA, VAIA

Intrinsic protection against back flow.



Product alternative

Showerpipe with shower thermostat without hand shower

- Max. flow rate 7 l/min
- rain shower Ø 220 mm

This article does not include a hand shower!



Product alternative

Hand shower

- three settings: normal flow, soft flow, massage flow
- spray head Ø 130 mm
- max. flow 15 l/min

Hand shower see page 557.

For details and miscellaneous, see page 559.



Product alternative

Hand shower

- normal flow
- max. flow 6.8 l/min

		EUR
Chrome	1 x 34 462 892-00	2,933.10
	1 x 28 015 979-00	120.20
Total price:		3,053.30
Brushed Chrome	1 x 34 462 892-93	3,813.00
	1 x 28 015 979-93	156.30
Total price:		3,969.30
Platinum	1 x 34 462 892-08	4,693.00
	1 x 28 015 979-08	192.50
Total price:		4,885.50
Brushed Platinum	1 x 34 462 892-06	4,693.00
	1 x 28 015 979-06	192.50
Total price:		4,885.50
Champagne (22kt Gold)	1 x 34 462 892-47	5,866.20
	1 x 28 015 979-47	240.40
Total price:		6,106.60
Brushed Champagne (23kt Gold)	1 x 34 462 892-46	5,866.20
	1 x 28 015 979-46	240.40
Total price:		6,106.60
Brushed Durabrass (23kt Gold)	1 x 34 462 892-28	5,866.20
	1 x 28 015 979-28	240.40
Total price:		6,106.60
Dark Chrome	1 x 34 462 892-19	4,399.70
	1 x 28 015 979-19	180.30
Total price:		4,580.00
Brushed Dark Platinum	1 x 34 462 892-99	5,279.60
	1 x 28 015 979-99	216.30
Total price:		5,495.90
Matte Black	1 x 34 462 892-33	3,959.70
	1 x 28 015 979-33	162.10
Total price:		4,121.80

		EUR
Chrome	34 459 892-00	2,933.10
Brushed Chrome	34 459 892-93	3,813.00
Platinum	34 459 892-08	4,693.00
Brushed Platinum	34 459 892-06	4,693.00
Champagne (22kt Gold)	34 459 892-47	5,866.20
Brushed Champagne (23kt Gold)	34 459 892-46	5,866.20
Brushed Durabrass (23kt Gold)	34 459 892-28	5,866.20
Dark Chrome	34 459 892-19	4,399.60
Brushed Dark Platinum	34 459 892-99	5,279.60
Matte Black	34 459 892-33	3,959.70

		EUR
Chrome	28 016 979-00	186.40
Brushed Chrome	28 016 979-93	242.30
Platinum	28 016 979-08	298.50
Brushed Platinum	28 016 979-06	298.50
Champagne (22kt Gold)	28 016 979-47	372.80
Brushed Champagne (23kt Gold)	28 016 979-46	372.80
Brushed Durabrass (23kt Gold)	28 016 979-28	372.80
Dark Chrome	28 016 979-19	279.60
Brushed Dark Platinum	28 016 979-99	335.60
Matte Black	28 016 979-33	251.70

		EUR
Chrome	28 019 979-00 0010	226.00
Brushed Chrome	28 019 979-93 0010	293.80
Platinum	28 019 979-08 0010	361.60
Brushed Platinum	28 019 979-06 0010	361.60
Champagne (22kt Gold)	28 019 979-47 0010	452.00
Brushed Champagne (23kt Gold)	28 019 979-46 0010	452.00
Brushed Durabrass (23kt Gold)	28 019 979-28 0010	452.00
Dark Chrome	28 019 979-19 0010	339.00
Brushed Dark Platinum	28 019 979-99 0010	406.80
Matte Black	28 019 979-33 0010	305.10



34 460 809 +
28 015 979

NEW

Shower pipe

- 452 mm projection
- overhead shower: rain flow
- rain shower Ø 300 mm
- rain shower with anti-scale system
- max. rainshower flow 14 l/min
- rotary diverter with volume control and shut-off function
- slide-on rosettes Ø 70 mm
- height of fittings up to rain shower (bottom edge) 959 mm
- height of fittings up to top edge of elbow 1267 mm
- gauge 150 mm - 13 mm
- metal shower hose 1750 mm with integrated anti-twist protection
- 1/2" connection
- slide bar
- Pipe diameter 23.5 mm



Product alternative

Shower pipe with shower thermostat without hand shower

- Max. flow rate 7 l/min
- rain shower Ø 220 mm

This article does not include a hand shower!

		EUR
Chrome	1 x 34 460 809-00	2,933.10
	1 x 28 015 979-00	120.20
	Total price:	3,053.30
Platinum	1 x 34 460 809-08	4,693.00
	1 x 28 015 979-08	192.50
	Total price:	4,885.50
Brushed Platinum	1 x 34 460 809-06	4,693.00
	1 x 28 015 979-06	192.50
	Total price:	4,885.50
Champagne (22kt Gold)	1 x 34 460 809-47	5,866.20
	1 x 28 015 979-47	240.40
	Total price:	6,106.60
Brushed Champagne (23kt Gold)	1 x 34 460 809-46	5,866.20
	1 x 28 015 979-46	240.40
	Total price:	6,106.60
Brushed Durabrass (23kt Gold)	1 x 34 460 809-28	5,866.20
	1 x 28 015 979-28	240.40
	Total price:	6,106.60
Dark Chrome	1 x 34 460 809-19	4,399.70
	1 x 28 015 979-19	180.30
	Total price:	4,580.00
Brushed Dark Platinum	1 x 34 460 809-99	5,279.60
	1 x 28 015 979-99	216.30
	Total price:	5,495.90

		EUR
Chrome	34 459 809-00	2,933.10
	34 459 809-08	4,692.90
Platinum	34 459 809-06	4,692.90
	34 459 809-47	5,866.20
Brushed Platinum	34 459 809-46	5,866.20
	34 459 809-28	5,866.20
Champagne (22kt Gold)	34 459 809-19	4,399.60
	34 459 809-99	5,279.60
Brushed Champagne (23kt Gold)	34 459 809-00	2,933.10
	34 459 809-08	4,692.90
Brushed Durabrass (23kt Gold)	34 459 809-06	4,692.90
	34 459 809-47	5,866.20
Dark Chrome	34 459 809-46	5,866.20
	34 459 809-28	5,866.20
Brushed Dark Platinum	34 459 809-19	4,399.60
	34 459 809-99	5,279.60



CL.1



CYO



IMO



Lissé



LULU



Madison



MEM



Meta



Tara.



VAIA



Shower



Concealed articles



Miscellaneous



Kitchen

Shower

34 459 980 +
28 018 979



Showerpipe with shower thermostat

- shower with fixed riser projection 453 mm
- overhead shower: rain flow
- rain shower 300 x 240 mm
- rain shower with anti-scale system
- max. rainshower flow 14 l/min
- hand shower: normal flow
- spray head Ø 100 mm
- max. hand shower flow 15 l/min
- rotary diverter with volume control and shut-off function
- slide-on rosettes Ø 70 mm
- height of fittings up to rain shower (bottom edge) 985 mm
- height of fittings up to top edge of elbow 1170 mm
- gauge 150 mm - 13 mm
- metal shower hose 1750 mm with integrated anti-twist protection
- 1/2" connection
- slide bar
- Pipe diameter 23.5 mm

Fits MEM, CL.1, IMO, CYO

		EUR
Chrome	1 x 34 459 980-00	2,930.90
	1 x 28 018 979-00	129.20
	Total price:	3,060.10
Brushed Chrome	1 x 34 459 980-93	3,810.20
	1 x 28 018 979-93	168.00
	Total price:	3,978.20
Platinum	1 x 34 459 980-08	4,689.40
	1 x 28 018 979-08	206.70
	Total price:	4,896.10
Brushed Platinum	1 x 34 459 980-06	4,689.50
	1 x 28 018 979-06	206.70
	Total price:	4,896.20
Champagne (22kt Gold)	1 x 34 459 980-47	5,861.80
	1 x 28 018 979-47	258.40
	Total price:	6,120.20
Brushed Champagne (23kt Gold)	1 x 34 459 980-46	5,861.80
	1 x 28 018 979-46	258.40
	Total price:	6,120.20
Brushed Durabrass (23kt Gold)	1 x 34 459 980-28	5,861.80
	1 x 28 018 979-28	258.40
	Total price:	6,120.20
Dark Chrome	1 x 34 459 980-19	4,396.50
	1 x 28 018 979-19	193.80
	Total price:	4,590.30
Brushed Dark Platinum	1 x 34 459 980-99	5,275.60
	1 x 28 018 979-99	232.50
	Total price:	5,508.10
Matte Black	1 x 34 459 980-33	3,956.90
	1 x 28 018 979-33	174.40
	Total price:	4,131.30



Product alternative

Showerpipe with shower thermostat without hand shower

- max. flow 12 l/min

This article does not include a hand shower!

		EUR
Chrome	34 458 980-00	2,930.90



Product alternative

Hand shower

- four settings: normal flow, soft flow, massage flow, cascade
 - spray head Ø 120 mm
 - max. flow 15 l/min
- Hand shower see page 557.
For details and miscellaneous, see page 559.

		EUR
Chrome	28 012 979-00	224.70



Product alternative

Hand shower

- normal flow
- max. flow 6.8 l/min

		EUR
Chrome	28 019 979-00 0010	226.00



Product alternative

Bar-type hand shower

- normal flow
- max. flow 6.8 l/min

		EUR
Brushed Chrome	28 013 979-93 0010	293.80



Shower

34 460 979 +
28 018 979



Showerpipe with shower thermostat

- shower with fixed riser projection 453 mm
- overhead shower: rain flow
- rain shower Ø 300 mm
- rain shower with anti-scale system
- max. rainshower flow 14 l/min
- hand shower: three settings: normal flow, soft flow, massage flow
- spray head Ø 100 mm
- max. hand shower flow 15 l/min
- rotary diverter with volume control and shut-off function
- slide-on rosettes Ø 70 mm
- height of fittings up to rain shower (bottom edge) 985 mm
- height of fittings up to top edge of elbow 1170 mm
- gauge 150 mm - 13 mm
- metal shower hose 1750 mm with integrated anti-twist protection
- 1/2" connection
- slide bar
- Pipe diameter 23.5 mm

Intrinsic protection against back flow.

Fits IMO, META, TARA, VAIA, LISSÉ, LULU

		EUR
Chrome	1 x 34 460 979-00	2,603.10
	1 x 28 018 979-00	129.20
Total price:		2,732.30
Brushed Chrome	1 x 34 460 979-93	3,384.00
	1 x 28 018 979-93	168.00
Total price:		3,552.00
Platinum	1 x 34 460 979-08	4,164.80
	1 x 28 018 979-08	206.70
Total price:		4,371.50
Brushed Platinum	1 x 34 460 979-06	4,165.00
	1 x 28 018 979-06	206.70
Total price:		4,371.70
Champagne (22kt Gold)	1 x 34 460 979-47	5,206.20
	1 x 28 018 979-47	258.40
Total price:		5,464.60
Brushed Champagne (23kt Gold)	1 x 34 460 979-46	5,206.20
	1 x 28 018 979-46	258.40
Total price:		5,464.60
Brushed Durabronze (23kt Gold)	1 x 34 460 979-28	5,206.20
	1 x 28 018 979-28	258.40
Total price:		5,464.60
Dark Chrome	1 x 34 460 979-19	3,904.70
	1 x 28 018 979-19	193.80
Total price:		4,098.50
Brushed Dark Platinum	1 x 34 460 979-99	4,685.50
	1 x 28 018 979-99	232.50
Total price:		4,918.00
Matte Black	1 x 34 460 979-33	3,514.20
	1 x 28 018 979-33	174.40
Total price:		3,688.60



Product alternative

Showerpipe with shower thermostat without hand shower

- max. flow 7 l/min
- rain shower Ø 220 mm

This article does not include a hand shower!

		EUR
Chrome	34 459 979-00	2,471.40
Brushed Chrome	34 459 979-93	3,212.80
Platinum	34 459 979-08	3,865.40
Brushed Platinum	34 459 979-06	3,865.40
Champagne (22kt Gold)	34 459 979-47	4,942.80
Brushed Champagne (23kt Gold)	34 459 979-46	4,942.80
Brushed Durabronze (23kt Gold)	34 459 979-28	4,942.80
Dark Chrome	34 459 979-19	3,707.10
Brushed Dark Platinum	34 459 979-99	4,348.70
Matte Black	34 459 979-33	3,261.70



Product alternative

Hand shower

- four settings: normal flow, soft flow, massage flow, cascade
- spray head Ø 120 mm
- max. flow 15 l/min

Hand shower see page 557.

For details and miscellaneous, see page 559.

		EUR
Chrome	28 012 979-00	224.70
Brushed Chrome	28 012 979-93	292.10
Platinum	28 012 979-08	359.50
Brushed Platinum	28 012 979-06	359.50
Champagne (22kt Gold)	28 012 979-47	449.40
Brushed Champagne (23kt Gold)	28 012 979-46	449.40
Brushed Durabronze (23kt Gold)	28 012 979-28	449.40
Dark Chrome	28 012 979-19	337.10
Brushed Dark Platinum	28 012 979-99	404.50
Matte Black	28 012 979-33	303.30



Product alternative

Hand shower

- normal flow
- max. flow 6.8 l/min

		EUR
Chrome	28 019 979-00 0010	226.00
Brushed Chrome	28 019 979-93 0010	293.80
Platinum	28 019 979-08 0010	361.60
Brushed Platinum	28 019 979-06 0010	361.60
Champagne (22kt Gold)	28 019 979-47 0010	452.00
Brushed Champagne (23kt Gold)	28 019 979-46 0010	452.00
Brushed Durabronze (23kt Gold)	28 019 979-28 0010	452.00
Dark Chrome	28 019 979-19 0010	339.00
Brushed Dark Platinum	28 019 979-99 0010	406.80
Matte Black	28 019 979-33 0010	305.10



CL.1



CYO



IMO



LISSÉ



LULU



Madison



MEM



Meta



Tara.



VAIA



Shower



Concealed articles



Miscellaneous



Kitchen

Shower

26 024 661 +
28 019 979



Shower system with single-lever shower mixer without hand shower

- shower with fixed riser projection 450 mm
- pivotable 180°
- overhead shower: rain flow
- rain shower Ø 300 mm
- rain shower with anti-scale system
- max. rainshower flow 14 l/min
- hand shower: normal flow
- max. hand shower flow 15 l/min
- shower holder with rosette Ø 78 mm
- slide-on rosettes Ø 55 mm
- 1500 mm metal shower hose
- height of fittings up to top edge of elbow 2280 mm
- height of fittings up to rain shower (bottom edge) 1940 mm
- automatic diverter for fixed-riser shower/hand shower
- Pipe diameter 20 mm

Fits META, TARA, VAIA

Water carrying concealed rough parts on lower wall fixing.

Recommended spacing from bottom edge of shower stem to floor 92 mm.

Intrinsic protection against back flow.

		EUR
Chrome	1 x 26 024 661-00	4,773.10
	1 x 28 019 979-00	226.00
	Total price:	4,999.10
Brushed Chrome	1 x 26 024 661-93	6,205.00
	1 x 28 019 979-93	293.80
	Total price:	6,498.80
Platinum	1 x 26 024 661-08	7,637.00
	1 x 28 019 979-08	361.80
	Total price:	7,998.80
Brushed Platinum	1 x 26 024 661-06	7,636.90
	1 x 28 019 979-06	361.80
	Total price:	7,998.70
Brushed Champagne (23kt Gold)	1 x 26 024 661-46	9,546.20
	1 x 28 019 979-46	452.00
	Total price:	9,998.20
Champagne (22kt Gold)	1 x 26 024 661-47	9,546.20
	1 x 28 019 979-47	452.00
	Total price:	9,998.20
Brushed Durabrass (23kt Gold)	1 x 26 024 661-28	9,546.20
	1 x 28 019 979-28	452.00
	Total price:	9,998.20
Dark Chrome	1 x 26 024 661-19	7,159.60
	1 x 28 019 979-19	339.00
	Total price:	7,498.60
Brushed Dark Platinum	1 x 26 024 661-99	8,591.60
	1 x 28 019 979-99	406.90
	Total price:	8,998.50
Matte Black	1 x 26 024 661-33	6,443.60
	1 x 28 019 979-33	305.20
	Total price:	6,748.80



Product alternative

Shower system with single-lever shower mixer without hand shower

- max. flow 9 l/min
- rain shower Ø 300 mm

This article does not include a hand shower!

		EUR
Chrome	26 025 661-00	4,773.10



Product alternative

Hand shower

- four settings: normal flow, soft flow, massage flow, cascade
 - spray head Ø 120 mm
 - max. flow 15 l/min
- Hand shower see page 557.

For details and miscellaneous, see page 559.

		EUR
Chrome	28 012 979-00	224.70



Product alternative

Hand shower

- normal flow
- spray head Ø 130 mm
- max. flow 6.8 l/min

		EUR
Chrome	28 017 979-00 0010	173.10



Required miscellaneous

Concealed wall mounting

- min. recess depth 78 mm
- max. recess depth 103 mm

For details and miscellaneous, see page 583.

		EUR
Concealed rough parts	35 003 970 90	305.40



Shower



CL.1



CYO



IMO



Lissé



LULU



Madison



MEM



Meta



Tara.



VAIA



Shower



Concealed articles



Miscellaneous



Kitchen

Rain Showers



Planning example

Choose your individual solution:

Rain Showers

from page 541



Hand shower sets (Other solutions available)

from page 561



Upgrade: Water modules

from page 571



28 545 977



Rain shower with wall fixing 200 mm

- 435 mm projection
- rain shower Ø 200 mm
- rain flow
- max. flow 14 l/min
- rosette Ø 55 mm
- 1/2" connection
- with anti-scale system

Fits MADISON



Product alternative

Rain shower with wall fixing 200 mm

- Max. flow rate 7 l/min



Optional miscellaneous

Concealed wall elbow

- min. recess depth 90 mm
- max. recess depth 163 mm

For details and miscellaneous, see page 603.

		EUR
Chrome	28 545 977-00	1,171.40
Platinum	28 545 977-08	1,874.00
Brushed Platinum	28 545 977-06	1,874.00
Durabrand (23kt Gold)	28 545 977-09	2,342.80
Brushed Durabrand (23kt Gold)	28 545 977-28	2,342.80
Brushed Dark Platinum	28 545 977-99	2,108.40

		EUR
Chrome	28 544 977-00	1,171.40
Platinum	28 544 977-08	1,874.20
Brushed Platinum	28 544 977-06	1,874.20
Durabrand (23kt Gold)	28 544 977-09	2,342.80
Brushed Durabrand (23kt Gold)	28 544 977-28	2,342.80
Brushed Dark Platinum	28 544 977-99	2,108.50

		EUR
Concealed rough parts	35 085 970 90	116.90

28 649 670



Rain shower with wall fixing 220 mm

- 450 mm projection
- rain shower Ø 220 mm
- rain flow
- max. flow 14 l/min
- rosette 65 x 65 mm
- 1/2" connection
- with anti-scale system
- quick clearing

Fits IMO, CYO



Product alternative

Rain shower with wall fixing 220 mm

- max. flow 7 l/min



Optional miscellaneous

Concealed wall elbow

- min. recess depth 90 mm
- max. recess depth 163 mm

For details and miscellaneous, see page 603.

		EUR
Chrome	28 649 670-00	970.90
Brushed Chrome	28 649 670-93	1,262.20
Platinum	28 649 670-08	1,553.60
Brushed Platinum	28 649 670-06	1,553.60
Champagne (22kt Gold)	28 649 670-47	1,941.80
Brushed Champagne (23kt Gold)	28 649 670-46	1,941.80
Brushed Durabrand (23kt Gold)	28 649 670-28	1,941.80
Dark Chrome	28 649 670-19	1,456.40
Brushed Dark Platinum	28 649 670-99	1,747.80

		EUR
Chrome	28 648 670-00	970.90
Brushed Chrome	28 648 670-93	1,262.20
Platinum	28 648 670-08	1,553.40
Brushed Platinum	28 648 670-06	1,553.40
Champagne (22kt Gold)	28 648 670-47	1,941.80
Brushed Champagne (23kt Gold)	28 648 670-46	1,941.80
Brushed Durabrand (23kt Gold)	28 648 670-28	1,941.80
Dark Chrome	28 648 670-19	1,456.40
Brushed Dark Platinum	28 648 670-99	1,747.60

		EUR
Concealed rough parts	35 085 970 90	116.90



CL.1



CYO



IMO



Lissé



LULU



Madison



MEM



Meta



Tara.



VAIA



Shower



Concealed articles



Miscellaneous



Kitchen

Shower

28 649 970



Rain shower with wall fixing 220 mm

- 450 mm projection
- rain shower Ø 220 mm
- rain flow
- max. flow 14 l/min
- rosette Ø 60 mm
- 1/2" connection
- with anti-scale system
- quick clearing

Fits META, TARA, VAIA, LISSÉ

		EUR
Chrome	28 649 970-00	917.60
Brushed Chrome	28 649 970-93	1,192.90
Platinum	28 649 970-08	1,468.20
Brushed Platinum	28 649 970-06	1,468.20
Champagne (22kt Gold)	28 649 970-47	1,835.20
Brushed Champagne (23kt Gold)	28 649 970-46	1,835.20
Brushed Durabross (23kt Gold)	28 649 970-28	1,835.20
Dark Chrome	28 649 970-19	1,376.50
Brushed Dark Platinum	28 649 970-99	1,651.80
Matte Black	28 649 970-33	1,238.90



Product alternative

Rain shower with wall fixing 220 mm

- max. flow 7 l/min

		EUR
Chrome	28 648 970-00	917.60
Brushed Chrome	28 648 970-93	1,192.90
Platinum	28 648 970-08	1,468.20
Brushed Platinum	28 648 970-06	1,468.20
Champagne (22kt Gold)	28 648 970-47	1,835.20
Brushed Champagne (23kt Gold)	28 648 970-46	1,835.20
Brushed Durabross (23kt Gold)	28 648 970-28	1,835.20
Dark Chrome	28 648 970-19	1,376.40
Brushed Dark Platinum	28 648 970-99	1,651.70
Matte Black	28 648 970-33	1,238.80



Optional miscellaneous

Concealed wall elbow

- min. recess depth 90 mm
- max. recess depth 163 mm

For details and miscellaneous, see page 603.

		EUR
Concealed rough parts	35 085 970 90	116.90

28 659 970



Rain shower with wall fixing 400 mm

- 450 mm projection
- rain shower Ø 400 mm
- rain flow
- max. flow 14 l/min
- rosette Ø 60 mm
- 1/2" connection
- with anti-scale system

		EUR
Chrome	28 659 970-00	1,892.60
Brushed Chrome	28 659 970-93	2,460.40
Platinum	28 659 970-08	3,028.20
Brushed Platinum	28 659 970-06	3,028.20
Champagne (22kt Gold)	28 659 970-47	3,785.20
Brushed Champagne (23kt Gold)	28 659 970-46	3,785.20
Brushed Durabross (23kt Gold)	28 659 970-28	3,785.20
Dark Chrome	28 659 970-19	2,839.00
Brushed Dark Platinum	28 659 970-99	3,406.60
Matte Black	28 659 970-33	2,555.00



Product alternative

Rain shower with wall fixing 400 mm

- max. flow 12 l/min

		EUR
Chrome	28 658 970-00	1,892.60
Brushed Chrome	28 658 970-93	2,460.40
Platinum	28 658 970-08	3,028.20
Brushed Platinum	28 658 970-06	3,028.20
Champagne (22kt Gold)	28 658 970-47	3,785.20
Brushed Champagne (23kt Gold)	28 658 970-46	3,785.20
Brushed Durabross (23kt Gold)	28 658 970-28	3,785.20
Dark Chrome	28 658 970-19	2,838.90
Brushed Dark Platinum	28 658 970-99	3,406.70
Matte Black	28 658 970-33	2,555.00



Optional miscellaneous

Concealed wall elbow

- min. recess depth 90 mm
- max. recess depth 163 mm

For details and miscellaneous, see page 603.

		EUR
Concealed rough parts	35 085 970 90	116.90



28 679 670



Rain shower with wall fixing 300 mm

- 450 mm projection
- rain shower Ø 300 mm
- rain flow
- max. flow 14 l/min
- rosette 65 x 65 mm
- 1/2" connection
- with anti-scale system
- quick clearing

Fits IMO, CYO

		EUR
Chrome	28 679 670-00	1,139.40
Brushed Chrome	28 679 670-93	1,481.20
Platinum	28 679 670-08	1,823.00
Brushed Platinum	28 679 670-06	1,823.00
Champagne (22kt Gold)	28 679 670-47	2,278.80
Brushed Champagne (23kt Gold)	28 679 670-46	2,278.80
Brushed Durabronze (23kt Gold)	28 679 670-28	2,278.80
Dark Chrome	28 679 670-19	1,709.20
Brushed Dark Platinum	28 679 670-99	2,051.00



Product alternative

Rain shower with wall fixing 300 mm

- max. flow 9 l/min

		EUR
Chrome	28 678 670-00	1,139.40
Brushed Chrome	28 678 670-93	1,481.20
Platinum	28 678 670-08	1,823.00
Brushed Platinum	28 678 670-06	1,823.00
Champagne (22kt Gold)	28 678 670-47	2,278.80
Brushed Champagne (23kt Gold)	28 678 670-46	2,278.80
Brushed Durabronze (23kt Gold)	28 678 670-28	2,278.80
Dark Chrome	28 678 670-19	1,709.10
Brushed Dark Platinum	28 678 670-99	2,050.90



Optional miscellaneous

Concealed wall elbow

- min. recess depth 90 mm
- max. recess depth 163 mm

For details and miscellaneous, see page 603.

		EUR
Concealed rough parts	35 085 970 90	116.90

28 679 970



Rain shower with wall fixing 300 mm

- 450 mm projection
- rain shower Ø 300 mm
- rain flow
- max. flow 14 l/min
- rosette Ø 60 mm
- 1/2" connection
- with anti-scale system
- quick clearing

		EUR
Chrome	28 679 970-00	1,081.00
Brushed Chrome	28 679 970-93	1,405.30
Platinum	28 679 970-08	1,730.10
Brushed Platinum	28 679 970-06	1,730.10
Champagne (22kt Gold)	28 679 970-47	2,162.00
Brushed Champagne (23kt Gold)	28 679 970-46	2,162.00
Brushed Durabronze (23kt Gold)	28 679 970-28	2,162.00
Dark Chrome	28 679 970-19	1,621.60
Brushed Dark Platinum	28 679 970-99	1,945.90
Matte Black	28 679 970-33	1,459.80



Product alternative

Rain shower with wall fixing 300 mm

- max. flow 9 l/min

		EUR
Chrome	28 678 970-00	1,081.00
Brushed Chrome	28 678 970-93	1,405.30
Platinum	28 678 970-08	1,729.60
Brushed Platinum	28 678 970-06	1,729.60
Champagne (22kt Gold)	28 678 970-47	2,162.00
Brushed Champagne (23kt Gold)	28 678 970-46	2,162.00
Brushed Durabronze (23kt Gold)	28 678 970-28	2,162.00
Dark Chrome	28 678 970-19	1,621.50
Brushed Dark Platinum	28 678 970-99	1,945.80
Matte Black	28 678 970-33	1,459.40



Optional miscellaneous

Concealed wall elbow

- min. recess depth 90 mm
- max. recess depth 163 mm

For details and miscellaneous, see page 603.

		EUR
Concealed rough parts	35 085 970 90	116.90



CL.1



CYO



IMO



Lissé



LULU



Madison



MEM



Meta



Tara.



VAIA



Shower



Concealed articles



Miscellaneous



Kitchen

Shower

28 765 980



Rain shower with wall fixing 300 x 240 mm

- 450 mm projection
- rain shower 300 x 240 mm
- rain flow
- max. flow 14 l/min
- rosette 60 x 60 mm
- 1/2" connection
- with anti-scale system
- quick clearing

Fits MEM, CL.1, IMO, CYO

		EUR
Chrome	28 765 980-00	1,455.00
Brushed Chrome	28 765 980-93	1,891.50
Platinum	28 765 980-08	2,327.90
Brushed Platinum	28 765 980-06	2,327.90
Champagne (22kt Gold)	28 765 980-47	2,910.00
Brushed Champagne (23kt Gold)	28 765 980-46	2,910.00
Brushed Durabronze (23kt Gold)	28 765 980-28	2,910.00
Dark Chrome	28 765 980-19	2,182.50
Brushed Dark Platinum	28 765 980-99	2,619.00
Matte Black	28 765 980-33	1,964.30



Product alternative

Rain shower with wall fixing 300 x 240 mm

- max. flow 12 l/min

		EUR
Chrome	28 764 980-00	1,455.00
Brushed Chrome	28 764 980-93	1,891.50
Platinum	28 764 980-08	2,328.00
Brushed Platinum	28 764 980-06	2,328.00
Champagne (22kt Gold)	28 764 980-47	2,910.00
Brushed Champagne (23kt Gold)	28 764 980-46	2,910.00
Brushed Durabronze (23kt Gold)	28 764 980-28	2,910.00
Dark Chrome	28 764 980-19	2,182.50
Brushed Dark Platinum	28 764 980-99	2,619.00
Matte Black	28 764 980-33	1,964.30



Optional miscellaneous

Concealed wall elbow

- min. recess depth 90 mm
- max. recess depth 163 mm

		EUR
Concealed rough parts	35 085 970 90	116.90

For details and miscellaneous, see page 603.

28 786 710



Rain shower with wall fixing 300 x 240 mm

- 450 mm projection
- rain shower 300 x 240 mm
- rain flow
- max. flow 14 l/min
- rosette 78 x 60 mm
- 1/2" connection
- with anti-scale system
- quick clearing

Fits LULU

		EUR
Chrome	28 786 710-00	1,406.40
Platinum	28 786 710-08	2,250.00
Brushed Platinum	28 786 710-06	2,250.40
Brushed Durabronze (23kt Gold)	28 786 710-28	2,812.80
Brushed Dark Platinum	28 786 710-99	2,531.30



Product alternative

Rain shower with wall fixing 300 x 240 mm

- max. flow 12 l/min

		EUR
Chrome	28 784 710-00	1,406.40
Brushed Platinum	28 784 710-06	2,250.20



Optional miscellaneous

Concealed wall elbow

- min. recess depth 90 mm
- max. recess depth 163 mm

		EUR
Concealed rough parts	35 085 970 90	116.90

For details and miscellaneous, see page 603.



Shower

28 565 977



Rain shower with ceiling fixing 200 mm

- rain shower Ø 200 mm
- rain flow
- max. flow 14 l/min
- distance between ceiling and lower edge of the shower 185 mm
- rosette Ø 55 mm
- 1/2" connection
- with anti-scale system

Fits MADISON

		EUR
Chrome	28 565 977-00	885.30
Platinum	28 565 977-08	1,416.60
Brushed Platinum	28 565 977-06	1,416.60
Durabrass (23kt Gold)	28 565 977-09	1,770.60
Brushed Durabrass (23kt Gold)	28 565 977-28	1,770.60
Brushed Dark Platinum	28 565 977-99	1,593.40



Product alternative

Rain shower with ceiling fixing 200 mm

- Max. flow rate 7 l/min

		EUR
Chrome	28 564 977-00	885.30
Platinum	28 564 977-08	1,416.50
Brushed Platinum	28 564 977-06	1,416.50
Durabrass (23kt Gold)	28 564 977-09	1,770.60
Brushed Durabrass (23kt Gold)	28 564 977-28	1,770.60
Brushed Dark Platinum	28 564 977-99	1,593.50



Optional miscellaneous

Concealed wall elbow

- min. recess depth 90 mm
- max. recess depth 163 mm

For details and miscellaneous, see page 603.

		EUR
Concealed rough parts	35 085 970 90	116.90

28 669 970



Rain shower with ceiling fixing 220 mm

- rain shower Ø 220 mm
- rain flow
- max. flow 14 l/min
- rosette Ø 60 mm optional
- 1/2" connection
- with anti-scale system
- quick clearing

Fits IMO, META, TARA, VAIA, LISSÉ, CYO

		EUR
Chrome	28 669 970-00	779.80
Brushed Chrome	28 669 970-93	1,013.70
Platinum	28 669 970-08	1,248.00
Brushed Platinum	28 669 970-06	1,248.00
Champagne (22kt Gold)	28 669 970-47	1,559.60
Brushed Champagne (23kt Gold)	28 669 970-46	1,559.60
Brushed Durabrass (23kt Gold)	28 669 970-28	1,559.60
Dark Chrome	28 669 970-19	1,169.70
Brushed Dark Platinum	28 669 970-99	1,403.70
Matte Black	28 669 970-33	1,053.10



Product alternative

Rain shower with ceiling fixing 220 mm

- max. flow 7 l/min

		EUR
Chrome	28 668 970-00	779.80
Brushed Chrome	28 668 970-93	1,013.70
Platinum	28 668 970-08	1,247.70
Brushed Platinum	28 668 970-06	1,247.70
Champagne (22kt Gold)	28 668 970-47	1,559.60
Brushed Champagne (23kt Gold)	28 668 970-46	1,559.60
Brushed Durabrass (23kt Gold)	28 668 970-28	1,559.60
Dark Chrome	28 668 970-19	1,169.70
Brushed Dark Platinum	28 668 970-99	1,403.60
Matte Black	28 668 970-33	1,052.70



Optional miscellaneous

Concealed wall elbow

- min. recess depth 90 mm
- max. recess depth 163 mm

For details and miscellaneous, see page 603.

		EUR
Concealed rough parts	35 085 970 90	116.90



CL.1



CYO



IMO



LISSÉ



LULU



MADISON



MEM



META



TARA



VAIA



Shower



Concealed articles



Miscellaneous



Kitchen

Shower

28 689 970



Rain shower with ceiling fixing 300 mm

- rain shower Ø 300 mm
- rain flow
- max. flow 14 l/min
- rosette Ø 60 mm optional
- 1/2" connection
- with anti-scale system
- quick clearing

		EUR
Chrome	28 689 970-00	919.40
Brushed Chrome	28 689 970-93	1,195.20
Platinum	28 689 970-08	1,470.50
Brushed Platinum	28 689 970-06	1,470.50
Champagne (22kt Gold)	28 689 970-47	1,838.80
Brushed Champagne (23kt Gold)	28 689 970-46	1,838.80
Brushed Durabronze (23kt Gold)	28 689 970-28	1,838.80
Dark Chrome	28 689 970-19	1,379.10
Brushed Dark Platinum	28 689 970-99	1,654.80
Matte Black	28 689 970-33	1,240.90



Product alternative

Rain shower with ceiling fixing 300 mm

- max. flow 9 l/min

		EUR
Chrome	28 688 970-00	919.40
Brushed Chrome	28 688 970-93	1,195.20
Platinum	28 688 970-08	1,471.00
Brushed Platinum	28 688 970-06	1,471.00
Champagne (22kt Gold)	28 688 970-47	1,838.80
Brushed Champagne (23kt Gold)	28 688 970-46	1,838.80
Brushed Durabronze (23kt Gold)	28 688 970-28	1,838.80
Dark Chrome	28 688 970-19	1,379.10
Brushed Dark Platinum	28 688 970-99	1,654.90
Matte Black	28 688 970-33	1,241.20



Optional miscellaneous

Concealed wall elbow

- min. recess depth 90 mm
- max. recess depth 163 mm

		EUR
Concealed rough parts	35 085 970 90	116.90

For details and miscellaneous, see page 603.

28 699 970



Rain shower with ceiling fixing 400 mm

- rain shower Ø 400 mm
- rain flow
- max. flow 14 l/min
- rosette Ø 60 mm optional
- 1/2" connection
- with anti-scale system
- quick clearing

		EUR
Chrome	28 699 970-00	1,692.50
Brushed Chrome	28 699 970-93	2,200.30
Platinum	28 699 970-08	2,707.90
Brushed Platinum	28 699 970-06	2,707.90
Champagne (22kt Gold)	28 699 970-47	3,385.00
Brushed Champagne (23kt Gold)	28 699 970-46	3,385.00
Brushed Durabronze (23kt Gold)	28 699 970-28	3,385.00
Dark Chrome	28 699 970-19	2,538.60
Brushed Dark Platinum	28 699 970-99	3,046.40
Matte Black	28 699 970-33	2,284.70



Product alternative

Rain shower with ceiling fixing 400 mm

- max. flow 12 l/min

		EUR
Chrome	28 698 970-00	1,692.50
Brushed Chrome	28 698 970-93	2,200.30
Platinum	28 698 970-08	2,708.00
Brushed Platinum	28 698 970-06	2,708.00
Champagne (22kt Gold)	28 698 970-47	3,385.00
Brushed Champagne (23kt Gold)	28 698 970-46	3,385.00
Brushed Durabronze (23kt Gold)	28 698 970-28	3,385.00
Dark Chrome	28 698 970-19	2,538.80
Brushed Dark Platinum	28 698 970-99	3,046.50
Matte Black	28 698 970-33	2,284.90



Optional miscellaneous

Concealed wall elbow

- min. recess depth 90 mm
- max. recess depth 163 mm

		EUR
Concealed rough parts	35 085 970 90	116.90

For details and miscellaneous, see page 603.



28 775 980



Rain shower with ceiling fixing 300 x 240 mm

- rain shower 300 x 240 mm
- rain flow
- max. flow 14 l/min
- distance between ceiling and lower edge of the shower 165 mm
- rosette 60 x 60, as required
- 1/2" connection
- with anti-scale system
- quick clearing

Fits MEM, CL.1, IMO, CYO

		EUR
Chrome	28 775 980-00	1,236.80
Brushed Chrome	28 775 980-93	1,607.80
Platinum	28 775 980-08	1,978.90
Brushed Platinum	28 775 980-06	1,978.90
Champagne (22kt Gold)	28 775 980-47	2,473.60
Brushed Champagne (23kt Gold)	28 775 980-46	2,473.60
Brushed Durabrass (23kt Gold)	28 775 980-28	2,473.60
Dark Chrome	28 775 980-19	1,855.10
Brushed Dark Platinum	28 775 980-99	2,226.10
Matte Black	28 775 980-33	1,669.70



Product alternative

Rain shower with ceiling fixing 300 x 240 mm

- max. flow 12 l/min

		EUR
Chrome	28 774 980-00	1,236.80
Brushed Chrome	28 774 980-93	1,607.80
Platinum	28 774 980-08	1,978.90
Brushed Platinum	28 774 980-06	1,978.90
Champagne (22kt Gold)	28 774 980-47	2,473.60
Brushed Champagne (23kt Gold)	28 774 980-46	2,473.60
Brushed Durabrass (23kt Gold)	28 774 980-28	2,473.60
Dark Chrome	28 774 980-19	1,855.20
Brushed Dark Platinum	28 774 980-99	2,226.20
Matte Black	28 774 980-33	1,669.70



Optional miscellaneous

Concealed wall elbow

- min. recess depth 90 mm
- max. recess depth 163 mm

For details and miscellaneous, see page 603.

		EUR
Concealed rough parts	35 085 970 90	116.90

28 796 710



Rain shower with ceiling fixing 300 x 240 mm

- rain shower 300 x 240 mm
- rain flow
- max. flow 14 l/min
- distance between ceiling and lower edge of the shower 165 mm
- rosette 78 x 55, as required
- 1/2" connection
- with anti-scale system
- quick clearing

Fits LULU

		EUR
Chrome	28 796 710-00	1,195.60
Platinum	28 796 710-08	1,913.10
Brushed Platinum	28 796 710-06	1,913.00
Brushed Durabrass (23kt Gold)	28 796 710-28	2,391.20
Brushed Dark Platinum	28 796 710-99	2,152.20



Product alternative

Rain shower with ceiling fixing 300 x 240 mm

- max. flow 12 l/min

		EUR
Chrome	28 766 710-00	1,195.60
Brushed Platinum	28 766 710-06	1,913.00



Optional miscellaneous

Concealed wall elbow

- min. recess depth 90 mm
- max. recess depth 163 mm

For details and miscellaneous, see page 603.

		EUR
Concealed rough parts	35 085 970 90	116.90



CL.1



CYO



IMO



Lissé



LULU



Madison



MEM



Meta



Tara



VAIA



Shower



Concealed articles



Miscellaneous



Kitchen

Shower

28 031 970



Rain shower for surface-mounted ceiling installation 300 mm

- rain shower Ø 300 mm
- Rain flow, max. flow rate 12 l/min
- Spray flow, max. flow rate 6 l/min
- Distance to ceiling from bottom edge of shower 40 mm
- with anti-scale system

Fits IMO, META, TARA, VAIA, LISSÉ, CYO

		EUR
Chrome	28 031 970-00	710.90
Brushed Chrome	28 031 970-93	924.20
Platinum	28 031 970-08	1,137.50
Brushed Platinum	28 031 970-06	1,137.50
Champagne (22kt Gold)	28 031 970-47	1,421.80
Brushed Champagne (23kt Gold)	28 031 970-46	1,421.80
Brushed Durabronze (23kt Gold)	28 031 970-28	1,421.80
Dark Chrome	28 031 970-19	1,066.40
Brushed Dark Platinum	28 031 970-99	1,279.60
Matte Black	28 031 970-33	959.70



Required miscellaneous

Concealed ceiling installation box with ceiling fixing

- min. recess depth 90 mm
- max. recess depth 115 mm

For details and miscellaneous, see page 602.

		EUR
	35 041 970 90	473.90

28 032 970



Rain shower for surface-mounted ceiling installation with light 300 mm

- rain shower Ø 300 mm
 - Rain flow, max. flow rate 12 l/min
 - Spray flow, max. flow rate 6 l/min
 - Distance to ceiling from bottom edge of shower 40 mm
 - with anti-scale system
 - central LED Spot 3000 K
- includes light bulbs with a Class F energy efficiency

Fits IMO, META, TARA, VAIA, LISSÉ, CYO

		EUR
Chrome	28 032 970-00	1,068.10
Brushed Chrome	28 032 970-93	1,388.50
Platinum	28 032 970-08	1,709.00
Brushed Platinum	28 032 970-06	1,709.00
Champagne (22kt Gold)	28 032 970-47	2,136.20
Brushed Champagne (23kt Gold)	28 032 970-46	2,136.20
Brushed Durabronze (23kt Gold)	28 032 970-28	2,136.20
Dark Chrome	28 032 970-19	1,602.20
Brushed Dark Platinum	28 032 970-99	1,922.70
Matte Black	28 032 970-33	1,441.90



Required miscellaneous

Concealed ceiling installation box for surface-mounted ceiling installation with light

- min. recess depth 90 mm
- max. recess depth 115 mm

For details and miscellaneous, see page 602.

		EUR
	35 042 970 90	712.00

28 033 970



Rain shower for recessed ceiling installation 300 mm

- rain shower Ø 300 mm
- Rain flow, max. flow rate 12 l/min
- Spray flow, max. flow rate 6 l/min
- min. recess depth 137,5 mm
- with anti-scale system

Fits IMO, META, TARA, VAIA, LISSÉ, CYO

		EUR
Chrome	28 033 970-00	1,425.30
Brushed Chrome	28 033 970-93	1,852.90
Platinum	28 033 970-08	2,280.40
Brushed Platinum	28 033 970-06	2,280.40
Champagne (22kt Gold)	28 033 970-47	2,850.60
Brushed Champagne (23kt Gold)	28 033 970-46	2,850.60
Brushed Durabronze (23kt Gold)	28 033 970-28	2,850.60
Dark Chrome	28 033 970-19	2,137.90
Brushed Dark Platinum	28 033 970-99	2,565.50
Matte Black	28 033 970-33	1,924.10



Required miscellaneous

Concealed ceiling installation box for recessed ceiling installation

- recess depth 137 mm

For details and miscellaneous, see page 601.

		EUR
	35 033 970 90	950.20



28 034 970



Rain shower for recessed ceiling installation with light 300 mm

- rain shower Ø 300 mm
 - Rain flow, max. flow rate 12 l/min
 - min. recess depth 137,5 mm
 - Spray flow, max. flow rate 6 l/min
 - with anti-scale system
 - central RGBW LED spot
 - RGBW LED ambient lighting
- includes light bulbs with a Class G energy efficiency

Fits IMO, META, TARA, VAIA, LISSÉ, CYO

		EUR
Chrome	28 034 970-00	2,139.70
Brushed Chrome	28 034 970-93	2,781.60
Platinum	28 034 970-08	3,423.50
Brushed Platinum	28 034 970-06	3,423.50
Champagne (22kt Gold)	28 034 970-47	4,279.40
Brushed Champagne (23kt Gold)	28 034 970-46	4,279.40
Brushed Durabross (23kt Gold)	28 034 970-28	4,279.40
Dark Chrome	28 034 970-19	3,209.50
Brushed Dark Platinum	28 034 970-99	3,851.40
Matte Black	28 034 970-33	2,888.60



Required miscellaneous

Concealed ceiling installation box for recessed ceiling installation with light

- recess depth 137 mm

For details and miscellaneous, see page 602.

		EUR
	35 034 970 90	1,426.50

28 041 980



Rain shower for surface-mounted ceiling installation 300 x 240 mm

- rain shower 300 x 240 mm
- Rain flow, max. flow rate 12 l/min
- Spray flow, max. flow rate 6 l/min
- Distance to ceiling from bottom edge of shower 40 mm
- with anti-scale system

Fits MEM, CL.1, IMO, CYO

		EUR
Chrome	28 041 980-00	710.90
Brushed Chrome	28 041 980-93	924.20
Platinum	28 041 980-08	1,137.50
Brushed Platinum	28 041 980-06	1,137.50
Champagne (22kt Gold)	28 041 980-47	1,421.80
Brushed Champagne (23kt Gold)	28 041 980-46	1,421.80
Brushed Durabross (23kt Gold)	28 041 980-28	1,421.80
Dark Chrome	28 041 980-19	1,066.40
Brushed Dark Platinum	28 041 980-99	1,279.60
Matte Black	28 041 980-33	959.70



Required miscellaneous

Concealed ceiling installation box with ceiling fixing

- min. recess depth 90 mm
- max. recess depth 115 mm

For details and miscellaneous, see page 602.

		EUR
	35 041 970 90	473.90

28 042 980



Rain shower for surface-mounted ceiling installation with light 300 x 240 mm

- rain shower 300 x 240 mm
 - Rain flow, max. flow rate 12 l/min
 - Spray flow, max. flow rate 6 l/min
 - Distance to ceiling from bottom edge of shower 40 mm
 - with anti-scale system
 - central LED Spot 3000 K
- includes light bulbs with a Class F energy efficiency

Fits MEM, CL.1, IMO, CYO

		EUR
Chrome	28 042 980-00	1,068.10
Brushed Chrome	28 042 980-93	1,388.50
Platinum	28 042 980-08	1,709.00
Brushed Platinum	28 042 980-06	1,709.00
Champagne (22kt Gold)	28 042 980-47	2,136.20
Brushed Champagne (23kt Gold)	28 042 980-46	2,136.20
Brushed Durabross (23kt Gold)	28 042 980-28	2,136.20
Dark Chrome	28 042 980-19	1,602.20
Brushed Dark Platinum	28 042 980-99	1,922.70
Matte Black	28 042 980-33	1,441.90



Required miscellaneous

Concealed ceiling installation box for surface-mounted ceiling installation with light

- min. recess depth 90 mm
- max. recess depth 115 mm

For details and miscellaneous, see page 602.

		EUR
	35 042 970 90	712.00



CL.1



CYO



IMO



LISSÉ



LULU



MADISON



MEM



META



TARA



VAIA



SHOWER



CONCEALED ARTICLES



MISCELLANEOUS



KITCHEN

Shower

28 043 980



Rain shower for recessed ceiling installation 300 x 240 mm

- rain shower 300 x 240 mm
- Rain flow, max. flow rate 12 l/min
- Spray flow, max. flow rate 6 l/min
- min. recess depth 137,5 mm
- with anti-scale system

Fits MEM, CL.1, IMO, CYO

		EUR
Chrome	28 043 980-00	1,425.30
Brushed Chrome	28 043 980-93	1,852.90
Platinum	28 043 980-08	2,280.40
Brushed Platinum	28 043 980-06	2,280.40
Champagne (22kt Gold)	28 043 980-47	2,850.60
Brushed Champagne (23kt Gold)	28 043 980-46	2,850.60
Brushed Durabronz (23kt Gold)	28 043 980-28	2,850.60
Dark Chrome	28 043 980-19	2,137.90
Brushed Dark Platinum	28 043 980-99	2,565.50
Matte Black	28 043 980-33	1,924.10



Required miscellaneous

Concealed ceiling installation box for recessed ceiling installation

- recess depth 137 mm

For details and miscellaneous, see page 601.

		EUR
	35 043 970 90	950.20

28 044 980



Rain shower for recessed ceiling installation with light 300 x 240 mm

- rain shower 300 x 240 mm
 - Rain flow, max. flow rate 12 l/min
 - Spray flow, max. flow rate 6 l/min
 - min. recess depth 137,5 mm
 - with anti-scale system
 - central RGBW LED spot
 - RGBW LED ambient lighting
- includes light bulbs with a Class G energy efficiency

Fits MEM, CL.1, IMO, CYO

		EUR
Chrome	28 044 980-00	2,139.70
Brushed Chrome	28 044 980-93	2,781.60
Platinum	28 044 980-08	3,423.50
Brushed Platinum	28 044 980-06	3,423.50
Champagne (22kt Gold)	28 044 980-47	4,279.40
Brushed Champagne (23kt Gold)	28 044 980-46	4,279.40
Brushed Durabronz (23kt Gold)	28 044 980-28	4,279.40
Dark Chrome	28 044 980-19	3,209.50
Brushed Dark Platinum	28 044 980-99	3,851.40
Matte Black	28 044 980-33	2,888.60



Required miscellaneous

Concealed ceiling installation box for recessed ceiling installation with light

- recess depth 137 mm

For details and miscellaneous, see page 602.

		EUR
	35 044 970 90	1,426.50



Shower



CL.1



CYO



IMO



Lissé



LULU



Madison



MEM



Meta



Tara.



VAIA



Shower



Concealed articles



Miscellaneous



Kitchen

Rain Panels



Planning example

Choose your individual solution:

Rain Panels

from page 553



BIG RAIN
41 400 979



RAIN SKY M
41 100 979



AQUAMOON
41 620 979
35 620 970 90



RAINMOON
41 610 979
35 610 970 90



**AQUAMOON
EMBRACE**
41 630 979
35 630 970 90



**RAINMOON
with coloured
lighting**
41 615 979
35 615 970 90



**AQUAMOON
with coloured
lighting**
41 625 979
35 625 970 90

Hand shower sets (Other solutions available)

from page 561



Upgrade: Water modules

from page 571



Shower

41 400 979



BIG RAIN Rain panel for ceiling installation or ceiling sub-structure installation

- Rain panel with 2 different spray modes
- head spray 200 x 160 mm, 99 nozzles
- body spray 360 x 280 mm, 142 nozzles
- cover plate, stainless steel 600 x 480 mm
- 2x flexible connection hose 1/2" - female thread
- 4x mounting pin
- pre-fitted stainless steel enclosure
- with anti-scale system

technical data:

- minimum flow rate 25 l/min (both rain modes together)
- flow at 3bar flow pressure in conjunction with xTOOL: 39 l/min
- minimum flow pressure 2 bar
- max. flow pressure 4 bar
- weight: 12 kg

technical data:

plumbing:

- recommended water hardness: 6-7 °dH - if the water is harder, integrate a water softener that uses the ion exchange principle into the feed pipe.
- for choosing the drainage, taking into consideration the discharge of all the products in the shower, the specific demand needs to be assessed. Recommendation: Floor drain (connected rating) = 1 l/sec, drainage rate DN 50
- feed pipe (hot/cold): 2x DN 20
- for the optimum choice of hot water storage device - taking into consideration additional drawing-off points and the frequency with which BigRain is used - the specific demand needs to be assessed.

Fits MEM, CL.1, IMO, META, TARA, VAIA, LULU, LISSÉ, CYO

		EUR
Stainless Steel	41 400 979-85	5,870.10
Brushed Stainless Steel	41 400 979-86	5,870.10



Optional miscellaneous

BIG RAIN Cover for supply pipes

- stainless steel cover 125 x 50 mm
- length 450-480 mm
- for ceiling substructure installation

		EUR
Stainless Steel	12 940 979-85	460.30
Brushed Stainless Steel	12 940 979-86	460.30



CL.1



CYO



IMO



LISSÉ



LULU



Madison



MEM



Meta



Tara.



VAIA



Shower



Concealed articles



Miscellaneous



Kitchen

Shower

41 100 979



RAIN SKY M Rain panel for recessed ceiling installation

- Rain panel with 3 different flow modes
- head spray 200 x 160 mm, 99 nozzles
- body spray 360 x 280 mm, 142 nozzles
- rain curtain 720 x 540 mm, 124 nozzles
- cover plate, stainless steel 1020 x 820 x 2 mm
- 3x flexible connection hose 1/2" - female thread
- 4x M 10 heavy-duty bolt
- pre-fitted, stainless steel enclosure 990 x 790 x 128 mmmm
- 2 light gaps, electronic ballast, T 5 fluorescent tubes, 39 watts - light colour 830
- 2 hinges and safety chains

technical data:

- minimum flow rate: 35 l/min (all three rain modes together)
- flow at 3bar flow pressure in conjunction with xTOOL: 43 l/min
- minimum flow pressure 2 bar
- max. flow pressure 4 bar
- weight: 50 kg
- electricity supply: 220-240 V AC/DC, 0Hz, 50-60 Hz, 88 W
- system of protection: IP 65

technical data:

plumbing:

- recommended water hardness: 6-7 °dH - if the water is harder, integrate a water softener that uses the ion exchange principle into the feed pipe.
- for the optimum choice of hot water storage device - taking into consideration additional drawing-off points and the frequency with which RainSky M is used - the specific demand needs to be assessed.
- for choosing the drainage, taking into consideration the discharge of all the products in the shower, the specific demand needs to be assessed. Recommendation: Floor drain (connected rating) = 1.5 l/sec, drainage rate DN 70
- feed pipe (hot/cold): 2x DN 20

electrical:

- earth-leakage circuit-breaker 30 mA provided
- feeder 3 x 1.5mm² NYM
- equipotential bonding 1 x 4mm²
- customer must provide a light switch outside the shower area (outside safety zone 2 under DIN VDE 0100, Part 701)

Fits MEM, CL.1, CYO, IMO, META, TARA, VAIA, LULU, LISSÉ, MADISON

		EUR
Stainless Steel	41 100 979-85	13,156.80
Brushed Stainless Steel	41 100 979-86	13,156.80

41 610 979



RAINMOON Rain panel

- exposed trim parts
- Rain panel with 2 different spray modes
- Aquacircle: circular rain curtain with 72 jets, max. 6,8 l/min
- Tempest: natural rain with 48 jets, max. 5 l/min
- Matt white cover, RAL 9003
- with anti-scale system

		EUR
Matte White	41 610 979-10	5,772.20



Required miscellaneous

RAINMOON Concealed rain panel

- min. recess depth 290 mm

For details and miscellaneous, see page 600.

		EUR
Concealed rough parts	35 610 970 90	6,813.10

41 615 979

NEW



RAINMOON Rain panel with color light

- exposed trim parts
- Rain panel with 2 different spray modes
- Aquacircle: circular rain curtain with 72 jets, max. 6,8 l/min
- Tempest: natural rain with 48 jets, max. 5 l/min
- RGBW LED ambient lighting
- Matt white cover, RAL 9003
- with anti-scale system
- Outer diameter 1240 mm, opening diameter 450 mm
- Control elements not included among the items supplied
- Provided by customer: Zigbee gateway

		EUR
Matte White	41 615 979-10	5,772.20

Rain panel cover for adaptation to ceiling colour available in all RAL colours, price and delivery time on request
includes light bulbs with a Class G energy efficiency



Required miscellaneous


RAINMOON Concealed rain panel with color light

- min. recess depth 290 mm

For details and miscellaneous, see page 600.

		EUR
Concealed rough parts	35 615 970 90	6,813.10



	41 620 979	AQUAMOON Rain panel	EUR
	<ul style="list-style-type: none"> • exposed trim parts • Rain panel with 3 different flow modes • Aquacircle: circular rain curtain with 72 jets, max. 12 l/min • Tempest: natural rain with 48 jets, max. 10 l/min • Queen's Collar: rounded cascade, max. 24 l/min • Indirect mood lighting, warm white LED light strip 2700K • Matt white cover, RAL 9003 • with anti-scale system • Outer diameter 1240 mm, opening diameter 450 mm • Flow rate at 3 bar flow pressure in conjunction with xTOOL: 46 l/min • Weight 22.5 kg • Protection rating IP67 • Control elements not included among the items supplied <p>Rain panel cover for adaptation to ceiling colour available in all RAL colours, price and delivery time on request</p>	Matte White	41 620 979-10 6,683.50




Required miscellaneous **EUR**

AQUAMOON Concealed rain panel **35 620 970 90 7,255.30**

- min. recess depth 290 mm

For details and miscellaneous, see page 601.

	41 625 979	NEW AQUAMOON Rain panel with color light	EUR
	<ul style="list-style-type: none"> • exposed trim parts • Rain panel with 3 different flow modes • Aquacircle: circular rain curtain with 72 jets, max. 12 l/min • Tempest: natural rain with 48 jets, max. 10 l/min • Queen's Collar: rounded cascade, max. 24 l/min • RGBW LED ambient lighting • Matt white cover, RAL 9003 • with anti-scale system • Outer diameter 1240 mm, opening diameter 450 mm • Flow rate at 3 bar flow pressure in conjunction with xTOOL: 46 l/min • Weight 22.5 kg • Protection rating IP67 • Control elements not included among the items supplied • Provided by customer: Zigbee gateway <p>Rain panel cover for adaptation to ceiling colour available in all RAL colours, price and delivery time on request includes light bulbs with a Class G energy efficiency</p>	Matte White	41 625 979-10 6,683.50




Required miscellaneous **EUR**

AQUAMOON Concealed rain panel with color light **35 625 970 90 7,255.30**

- min. recess depth 290 mm

For details and miscellaneous, see page 601.

	41 630 979	NEW AQUAMOON EMBRACE Rain panel with color light	EUR
	<ul style="list-style-type: none"> • exposed trim parts • Aquacircle: circular rain curtain with 72 jets, max. 12 l/min • Tempest: natural rain with 48 jets, max. 10 l/min • Queen's Collar: rounded cascade, max. 24 l/min • RGBW LED ambient lighting • Embrace: rounded cascade, max. 60 l/min • Matt white cover, RAL 9003 • with anti-scale system • Outer diameter 1240 mm, opening diameter 450 mm • Weight 22.5 kg • Protection rating IP67 • Control elements not included among the items supplied • ZigBee Light Link RGBW controller • Provided by customer: Zigbee gateway <p>Rain panel cover for adaptation to ceiling colour available in all RAL colours, price and delivery time on request includes light bulbs with a Class G energy efficiency</p>	Matte White	41 630 979-10 6,817.10



Required miscellaneous **EUR**

AQUAMOON EMBRACE Concealed rain panel with color light **35 630 970 90 7,255.30**

- min. recess depth 290 mm

For details and miscellaneous, see page 600.



CL.1



CYO



IMO



Lissé



LULU



Madison



MEM



Meta



Tara.



VAIA



Shower



Concealed articles



Miscellaneous



Kitchen

Shower

Hand showers with one flow mode

Bar-type hand shower



28 019 979-FF
28 019 979-FF0010

Madison hand shower



28 002 970-FF
28 002 970-FF0010

Hand shower Ø 100 mm



28 015 979-FF
28 015 979-FF0010

Hand shower Ø 130 mm



28 017 979-FF
28 017 979-FF0010

Hand showers with multiple flow modes

Hand shower with three flow modes,
Ø 100 mm



28 018 979-FF
28 018 979-FF0010

Hand shower with three flow modes,
Ø 130 mm



28 016 979-FF
28 016 979-FF0010

Hand shower with four flow modes,
Ø 120 mm



28 012 979-FF
28 012 979-FF0010

Hand shower with three flow modes,
Ø 95 mm



28 002 978-FF
28 002 978-FF0010



Shower

28 019 979



Hand shower

- normal flow
- with anti-scale system
- 1/2" connection
- max. flow 15 l/min

Intrinsic protection against back flow.

Fits MEM, CL.1, IMO, META, TARA, VAIA, LULU, LISSÉ, CYO

		EUR
Chrome	28 019 979-00	226.00
Brushed Chrome	28 019 979-93	293.80
Platinum	28 019 979-08	361.80
Brushed Platinum	28 019 979-06	361.80
Champagne (22kt Gold)	28 019 979-47	452.00
Brushed Champagne (23kt Gold)	28 019 979-46	452.00
Brushed Durabronze (23kt Gold)	28 019 979-28	452.00
Dark Chrome	28 019 979-19	339.00
Brushed Dark Platinum	28 019 979-99	406.90
Matte Black	28 019 979-33	305.20



Product alternative

Hand shower

- max. flow 6.8 l/min

		EUR
Chrome	28 019 979-00 0010	226.00
Brushed Chrome	28 019 979-93 0010	293.80
Platinum	28 019 979-08 0010	361.60
Brushed Platinum	28 019 979-06 0010	361.60
Champagne (22kt Gold)	28 019 979-47 0010	452.00
Brushed Champagne (23kt Gold)	28 019 979-46 0010	452.00
Brushed Durabronze (23kt Gold)	28 019 979-28 0010	452.00
Dark Chrome	28 019 979-19 0010	339.00
Brushed Dark Platinum	28 019 979-99 0010	406.80
Matte Black	28 019 979-33 0010	305.10

28 002 970



Metal hand shower with porcelain insert (white)

- normal flow
- spray head Ø 64 mm
- 1/2" connection
- max. flow 9 l/min

Intrinsic protection against back flow.

Fits MADISON

		EUR
Chrome	28 002 970-00	291.30
Platinum	28 002 970-08	465.80
Brushed Platinum	28 002 970-06	465.80
Durabronze (23kt Gold)	28 002 970-09	582.60
Brushed Durabronze (23kt Gold)	28 002 970-28	582.60
Brushed Dark Platinum	28 002 970-99	524.10



Product alternative

Metal hand shower with porcelain insert (white)

- max. flow 6.8 l/min

		EUR
Chrome	28 002 970-00 0010	291.30
Platinum	28 002 970-08 0010	465.80
Brushed Platinum	28 002 970-06 0010	465.80
Durabronze (23kt Gold)	28 002 970-09 0010	582.60
Brushed Durabronze (23kt Gold)	28 002 970-28 0010	582.60
Brushed Dark Platinum	28 002 970-99 0010	524.10

28 015 979



Hand shower

- normal flow
- with anti-scale system
- spray head Ø 100 mm
- 1/2" connection
- max. flow 15 l/min

Intrinsic protection against back flow.

Fits MEM, CL.1, IMO, META, TARA, VAIA, LULU, LISSÉ, CYO

		EUR
Chrome	28 015 979-00	120.20
Brushed Chrome	28 015 979-93	156.30
Platinum	28 015 979-08	192.50
Brushed Platinum	28 015 979-06	192.50
Champagne (22kt Gold)	28 015 979-47	240.40
Brushed Champagne (23kt Gold)	28 015 979-46	240.40
Brushed Durabronze (23kt Gold)	28 015 979-28	240.40
Dark Chrome	28 015 979-19	180.30
Brushed Dark Platinum	28 015 979-99	216.30
Matte Black	28 015 979-33	162.10



Product alternative

Hand shower

- max. flow 6.8 l/min

		EUR
Chrome	28 015 979-00 0010	120.20
Brushed Chrome	28 015 979-93 0010	156.30
Platinum	28 015 979-08 0010	192.20
Brushed Platinum	28 015 979-06 0010	192.20
Champagne (22kt Gold)	28 015 979-47 0010	240.40
Brushed Champagne (23kt Gold)	28 015 979-46 0010	240.40
Brushed Durabronze (23kt Gold)	28 015 979-28 0010	240.40
Dark Chrome	28 015 979-19 0010	180.30
Brushed Dark Platinum	28 015 979-99 0010	216.30
Matte Black	28 015 979-33 0010	162.10



CL.1



CYO



IMO



Lissé



LULU



Madison



MEM



Meta



Tara.



VAIA



Shower



Concealed articles



Miscellaneous



Kitchen

Shower

28 017 979



Hand shower

- normal flow
- with anti-scale system
- spray head Ø 130 mm
- 1/2" connection
- max. flow 15 l/min

Intrinsic protection against back flow.

Fits MEM, CL.1, IMO, META, TARA, VAIA, LULU, LISSÉ, CYO

		EUR
Chrome	28 017 979-00	173.10
Brushed Chrome	28 017 979-93	225.00
Platinum	28 017 979-08	277.10
Brushed Platinum	28 017 979-06	277.10
Champagne (22kt Gold)	28 017 979-47	346.20
Brushed Champagne (23kt Gold)	28 017 979-46	346.20
Brushed Durabrass (23kt Gold)	28 017 979-28	346.20
Dark Chrome	28 017 979-19	259.70
Brushed Dark Platinum	28 017 979-99	311.60
Matte Black	28 017 979-33	233.80



Product alternative

Hand shower

- max. flow 6.8 l/min

		EUR
Chrome	28 017 979-00 0010	173.10
Brushed Chrome	28 017 979-93 0010	225.00
Platinum	28 017 979-08 0010	276.80
Brushed Platinum	28 017 979-06 0010	276.80
Champagne (22kt Gold)	28 017 979-47 0010	346.20
Brushed Champagne (23kt Gold)	28 017 979-46 0010	346.20
Brushed Durabrass (23kt Gold)	28 017 979-28 0010	346.20
Dark Chrome	28 017 979-19 0010	259.70
Brushed Dark Platinum	28 017 979-99 0010	311.40
Matte Black	28 017 979-33 0010	233.80

28 018 979



Hand shower

- three settings: normal flow, soft flow, massage flow
- with anti-scale system
- spray head Ø 100 mm
- 1/2" connection
- max. flow 15 l/min

Intrinsic protection against back flow.

Fits MEM, CL.1, IMO, META, TARA, VAIA, LULU, LISSÉ, CYO

		EUR
Chrome	28 018 979-00	129.20
Brushed Chrome	28 018 979-93	168.00
Platinum	28 018 979-08	206.70
Brushed Platinum	28 018 979-06	206.70
Champagne (22kt Gold)	28 018 979-47	258.40
Brushed Champagne (23kt Gold)	28 018 979-46	258.40
Brushed Durabrass (23kt Gold)	28 018 979-28	258.40
Dark Chrome	28 018 979-19	193.80
Brushed Dark Platinum	28 018 979-99	232.50
Matte Black	28 018 979-33	174.40



Product alternative

Hand shower

- max. flow 6.8 l/min

		EUR
Chrome	28 018 979-00 0010	129.20
Brushed Chrome	28 018 979-93 0010	168.00
Platinum	28 018 979-08 0010	206.70
Brushed Platinum	28 018 979-06 0010	206.70
Champagne (22kt Gold)	28 018 979-47 0010	258.40
Brushed Champagne (23kt Gold)	28 018 979-46 0010	258.40
Brushed Durabrass (23kt Gold)	28 018 979-28 0010	258.40
Dark Chrome	28 018 979-19 0010	193.80
Brushed Dark Platinum	28 018 979-99 0010	232.60
Matte Black	28 018 979-33 0010	174.40



Shower

28 016 979



Hand shower

- three settings: normal flow, soft flow, massage flow
- with anti-scale system
- spray head Ø 130 mm
- 1/2" connection
- max. flow 15 l/min

Intrinsic protection against back flow.

Fits MEM, CL.1, IMO, META, TARA, VAIA, LULU, LISSÉ, CYO



Product alternative

Hand shower

- max. flow 6.8 l/min

		EUR
Chrome	28 016 979-00	186.40
Brushed Chrome	28 016 979-93	242.30
Platinum	28 016 979-08	298.50
Brushed Platinum	28 016 979-06	298.50
Champagne (22kt Gold)	28 016 979-47	372.80
Brushed Champagne (23kt Gold)	28 016 979-46	372.80
Brushed Durabronze (23kt Gold)	28 016 979-28	372.80
Dark Chrome	28 016 979-19	279.60
Brushed Dark Platinum	28 016 979-99	335.60
Matte Black	28 016 979-33	251.70

		EUR
Chrome	28 016 979-00 0010	186.40
Brushed Chrome	28 016 979-93 0010	242.30
Platinum	28 016 979-08 0010	298.40
Brushed Platinum	28 016 979-06 0010	298.40
Champagne (22kt Gold)	28 016 979-47 0010	372.80
Brushed Champagne (23kt Gold)	28 016 979-46 0010	372.80
Brushed Durabronze (23kt Gold)	28 016 979-28 0010	372.80
Dark Chrome	28 016 979-19 0010	279.60
Brushed Dark Platinum	28 016 979-99 0010	335.60
Matte Black	28 016 979-33 0010	251.70

28 012 979



Hand shower

- four settings: normal flow, soft flow, massage flow, cascade
- with anti-scale system
- spray head Ø 120 mm
- 1/2" connection
- max. flow 15 l/min

Intrinsic protection against back flow.

Fits MEM, CL.1, IMO, META, TARA, VAIA, LULU, LISSÉ, CYO



Product alternative

Hand shower

- max. flow 6.8 l/min

		EUR
Chrome	28 012 979-00	224.70
Brushed Chrome	28 012 979-93	292.10
Platinum	28 012 979-08	359.50
Brushed Platinum	28 012 979-06	359.50
Champagne (22kt Gold)	28 012 979-47	449.40
Brushed Champagne (23kt Gold)	28 012 979-46	449.40
Brushed Durabronze (23kt Gold)	28 012 979-28	449.40
Dark Chrome	28 012 979-19	337.10
Brushed Dark Platinum	28 012 979-99	404.50
Matte Black	28 012 979-33	303.30

		EUR
Chrome	28 012 979-00 0010	224.70
Brushed Chrome	28 012 979-93 0010	292.10
Platinum	28 012 979-08 0010	359.50
Brushed Platinum	28 012 979-06 0010	359.50
Champagne (22kt Gold)	28 012 979-47 0010	449.40
Brushed Champagne (23kt Gold)	28 012 979-46 0010	449.40
Brushed Durabronze (23kt Gold)	28 012 979-28 0010	449.40
Dark Chrome	28 012 979-19 0010	337.10
Brushed Dark Platinum	28 012 979-99 0010	404.50
Matte Black	28 012 979-33 0010	303.30

28 002 978



Hand shower

- three settings: normal flow, soft flow, massage flow
- with anti-scale system
- spray head Ø 95 mm
- 1/2" connection
- max. flow 9 l/min

Intrinsic protection against back flow.

Fits MADISON



Product alternative

Hand shower

- max. flow 6.8 l/min

		EUR
Chrome	28 002 978-00	224.70
Platinum	28 002 978-08	359.50
Brushed Platinum	28 002 978-06	359.50
Durabronze (23kt Gold)	28 002 978-09	449.40
Brushed Durabronze (23kt Gold)	28 002 978-28	449.40
Brushed Dark Platinum	28 002 978-99	404.50

		EUR
Chrome	28 002 978-00 0010	224.70
Platinum	28 002 978-08 0010	359.50
Brushed Platinum	28 002 978-06 0010	359.50
Durabronze (23kt Gold)	28 002 978-09 0010	449.40
Brushed Durabronze (23kt Gold)	28 002 978-28 0010	449.40
Brushed Dark Platinum	28 002 978-99 0010	404.50



CL.1



CYO



IMO



Lissé



LULU



Madison



MEM



Meta



Tara



VAIA



Shower



Concealed articles



Miscellaneous



Kitchen

Shower

Overview of hand shower sets

Hand shower set



27 805 625
27 806 625

Hand shower set with integrated shower holder



27 802 660
27 803 660



27 802 970

Hand shower set with individual rosettes



27 802 845
27 803 845



27 802 892
27 803 892



27 803 361



27 803 371



27 808 710



27 808 809



27 808 980
27 809 985
27 809 980

Hand shower set with cover plate



27 818 980



Shower

27 802 660



Hand shower set with integrated shower holder

- normal flow
- with anti-scale system
- 3/8" shower outlet
- metal shower hose 1250 mm with integrated anti-twist protection
- rosette Ø 60 mm
- 1/2" connection
- max. flow 15 l/min

Intrinsic protection against back flow.

Fits META, TARA

		EUR
Chrome	27 802 660-00	433.30
Brushed Chrome	27 802 660-93	563.30
Platinum	27 802 660-08	693.60
Brushed Platinum	27 802 660-06	693.60
Champagne (22kt Gold)	27 802 660-47	866.60
Brushed Champagne (23kt Gold)	27 802 660-46	866.60
Brushed Durabross (23kt Gold)	27 802 660-28	866.60
Dark Chrome	27 802 660-19	649.90
Brushed Dark Platinum	27 802 660-99	779.70
Matte Black	27 802 660-33	585.30



Product alternative

Hand shower set with integrated shower holder

- max. flow 6,8 l/min

		EUR
Chrome	27 802 660-00 0010	433.30
Brushed Chrome	27 802 660-93 0010	563.30
Platinum	27 802 660-08 0010	693.60
Brushed Platinum	27 802 660-06 0010	693.60
Champagne (22kt Gold)	27 802 660-47 0010	866.60
Brushed Champagne (23kt Gold)	27 802 660-46 0010	866.60
Brushed Durabross (23kt Gold)	27 802 660-28 0010	866.60
Dark Chrome	27 802 660-19 0010	649.90
Brushed Dark Platinum	27 802 660-99 0010	779.70
Matte Black	27 802 660-33 0010	585.30



Optional miscellaneous

Concealed wall elbow

- min. recess depth 90 mm
- max. recess depth 163 mm

For details and miscellaneous, see page 603.

		EUR
Concealed rough parts	35 085 970 90	116.90

27 802 970



Hand shower set with integrated shower holder

- normal flow
- with anti-scale system
- 3/8" shower outlet
- metal shower hose 1250 mm with integrated anti-twist protection
- rosette 60 x 60 mm
- 1/2" connection
- max. flow 15 l/min

Intrinsic protection against back flow.

Fits MEM, CL.1, IMO, CYO

		EUR
Chrome	27 802 970-00	447.00
Brushed Chrome	27 802 970-93	581.10
Platinum	27 802 970-08	714.40
Brushed Platinum	27 802 970-06	714.40
Champagne (22kt Gold)	27 802 970-47	894.00
Brushed Champagne (23kt Gold)	27 802 970-46	894.00
Brushed Durabross (23kt Gold)	27 802 970-28	894.00
Dark Chrome	27 802 970-19	670.60
Brushed Dark Platinum	27 802 970-99	804.20
Matte Black	27 802 970-33	603.60



Product alternative

Hand shower set with integrated shower holder

- max. flow 6,8 l/min

		EUR
Chrome	27 802 970-00 0010	447.00
Brushed Chrome	27 802 970-93 0010	581.10
Platinum	27 802 970-08 0010	714.40
Brushed Platinum	27 802 970-06 0010	714.40
Champagne (22kt Gold)	27 802 970-47 0010	894.00
Brushed Champagne (23kt Gold)	27 802 970-46 0010	894.00
Brushed Durabross (23kt Gold)	27 802 970-28 0010	894.00
Dark Chrome	27 802 970-19 0010	670.60
Brushed Dark Platinum	27 802 970-99 0010	804.20
Matte Black	27 802 970-33 0010	603.60



Optional miscellaneous

Concealed wall elbow

- min. recess depth 90 mm
- max. recess depth 163 mm

For details and miscellaneous, see page 603.

		EUR
Concealed rough parts	35 085 970 90	116.90



CL.1



CYO



IMO



Lissé



LULU



Madison



MEM



Meta



Tara.



VAIA



Shower



Concealed articles



Miscellaneous



Kitchen

Shower

27 803 660



Hand shower set with integrated shower holder

- three settings: normal flow, soft flow, massage flow
- with anti-scale system
- 3/8" shower outlet
- metal shower hose 1250 mm with integrated anti-twist protection
- rosette Ø 60 mm
- 1/2" connection
- max. flow 15 l/min

Intrinsic protection against back flow.

Fits META, TARA

		EUR
Chrome	27 803 660-00	419.90
Brushed Chrome	27 803 660-93	545.90
Platinum	27 803 660-08	671.70
Brushed Platinum	27 803 660-06	671.70
Champagne (22kt Gold)	27 803 660-47	839.80
Brushed Champagne (23kt Gold)	27 803 660-46	839.80
Brushed Durabross (23kt Gold)	27 803 660-28	839.80
Dark Chrome	27 803 660-19	630.00
Brushed Dark Platinum	27 803 660-99	754.90
Matte Black	27 803 660-33	566.10



Product alternative

Hand shower set with integrated shower holder

- max. flow 6,8 l/min

		EUR
Chrome	27 803 660-00 0010	419.90
Brushed Chrome	27 803 660-93 0010	545.90
Platinum	27 803 660-08 0010	671.70
Brushed Platinum	27 803 660-06 0010	671.70
Champagne (22kt Gold)	27 803 660-47 0010	839.80
Brushed Champagne (23kt Gold)	27 803 660-46 0010	839.80
Brushed Durabross (23kt Gold)	27 803 660-28 0010	839.80
Dark Chrome	27 803 660-19 0010	630.00
Brushed Dark Platinum	27 803 660-99 0010	754.90
Matte Black	27 803 660-33 0010	566.10



Optional miscellaneous

Concealed wall elbow

- min. recess depth 90 mm
- max. recess depth 163 mm

For details and miscellaneous, see page 603.

		EUR
Concealed rough parts	35 085 970 90	116.90

27 805 625



Hand shower set

- spray head Ø 100 mm
- three settings: normal flow, soft flow, massage flow
- with anti-scale system
- metal shower hose 1250 mm with integrated anti-twist protection
- shower holder rosette Ø 55 mm
- max. flow 15 l/min

Intrinsic protection against back flow.

Fits META, TARA

		EUR
Chrome	27 805 625-00	312.60
Brushed Chrome	27 805 625-93	406.40
Brushed Platinum	27 805 625-06	500.10
Champagne (22kt Gold)	27 805 625-47	625.20
Brushed Champagne (23kt Gold)	27 805 625-46	625.20
Brushed Durabross (23kt Gold)	27 805 625-28	625.20
Dark Chrome	27 805 625-19	468.90
Matte Black	27 805 625-33	422.00



Product alternative

Hand shower set

- max. flow 6,8 l/min

		EUR
Chrome	27 805 625-00 0010	312.60
Brushed Chrome	27 805 625-93 0010	406.40
Brushed Platinum	27 805 625-06 0010	500.10
Champagne (22kt Gold)	27 805 625-47 0010	625.20
Brushed Champagne (23kt Gold)	27 805 625-46 0010	625.20
Brushed Durabross (23kt Gold)	27 805 625-28 0010	625.20
Dark Chrome	27 805 625-19 0010	468.90
Matte Black	27 805 625-33 0010	422.00



Optional miscellaneous

Wall elbow

For details and miscellaneous, see main items

		EUR
Chrome	28 450 625-00	110.10
Brushed Chrome	28 450 625-93	143.10
Brushed Platinum	28 450 625-06	176.30
Champagne (22kt Gold)	28 450 625-47	220.20
Brushed Champagne (23kt Gold)	28 450 625-46	220.20
Brushed Durabross (23kt Gold)	28 450 625-28	220.20
Dark Chrome	28 450 625-19	165.20
Matte Black	28 450 625-33	148.40



Optional miscellaneous

Concealed wall elbow

- min. recess depth 90 mm
- max. recess depth 163 mm

For details and miscellaneous, see page 603.

		EUR
Concealed rough parts	35 085 970 90	116.90



27 802 845



Hand shower set with individual rosettes

- normal flow
- with anti-scale system
- 3/8" shower outlet
- rosette for wall elbow 60 x 78 mm
- rosette for shower holder 60 x 78 mm
- metal shower hose 1250 mm with integrated anti-twist protection
- 1/2" wall elbow
- max. flow 15 l/min

Fits LISSÉ



Product alternative

Hand shower set with individual rosettes

- max. flow 6,8 l/min



Optional miscellaneous

Concealed wall elbow

- min. recess depth 90 mm
- max. recess depth 163 mm

For details and miscellaneous, see page 603.

		EUR
Chrome	27 802 845-00	469.60
Brushed Chrome	27 802 845-93	610.50
Brushed Platinum	27 802 845-06	751.40
Dark Chrome	27 802 845-19	704.40
Matte Black	27 802 845-33	634.10

		EUR
Chrome	27 802 845-00 0010	469.60
Brushed Chrome	27 802 845-93 0010	610.50
Brushed Platinum	27 802 845-06 0010	751.40
Dark Chrome	27 802 845-19 0010	704.40
Matte Black	27 802 845-33 0010	634.10

		EUR
Concealed rough parts	35 085 970 90	116.90

27 808 710



Hand shower set with individual rosettes

- normal flow
- with anti-scale system
- 3/8" shower outlet
- rosette for wall elbow 78 x 55 mm
- rosette for shower holder 78 x 55 mm
- metal shower hose 1250 mm with integrated anti-twist protection
- 1/2" wall elbow
- max. flow 15 l/min

Intrinsic protection against back flow.

Fits LULU



Product alternative

Hand shower set with individual rosettes

- max. flow 6,8 l/min



Optional miscellaneous

Concealed wall elbow

- min. recess depth 90 mm
- max. recess depth 163 mm

For details and miscellaneous, see page 603.

		EUR
Chrome	27 808 710-00	653.90
Brushed Platinum	27 808 710-06	1,046.40

		EUR
Chrome	27 808 710-00 0010	653.90
Brushed Platinum	27 808 710-06 0010	1,046.40

		EUR
Concealed rough parts	35 085 970 90	116.90



CL.1



CYO



IMO



LISSÉ



LULU



MADISON



MEM



META



TARA



VAIA



SHOWER



Concealed articles



Miscellaneous



KITCHEN

Shower

27 803 361



Hand shower set with individual rosettes

- spray head Ø 64 mm
- normal flow
- with anti-scale system
- 1/2" shower outlet
- rosette for wall elbow Ø 55 mm
- rosette for shower holder Ø 55 mm
- metal shower hose 1250 mm with integrated anti-twist protection
- 1/2" wall elbow
- max. flow 9 l/min

Fits MADISON

Intrinsic protection against back flow.

		EUR
Chrome	27 803 361-00	648.10
Platinum	27 803 361-08	1,036.60
Brushed Platinum	27 803 361-06	1,036.60
Durabrass (23kt Gold)	27 803 361-09	1,296.20
Brushed Durabrass (23kt Gold)	27 803 361-28	1,296.20
Brushed Dark Platinum	27 803 361-99	1,166.70



Product alternative

Hand shower set with individual rosettes

- max. flow 6,8 l/min

		EUR
Chrome	27 803 361-00 0010	648.10
Platinum	27 803 361-08 0010	1,036.60
Brushed Platinum	27 803 361-06 0010	1,036.60
Durabrass (23kt Gold)	27 803 361-09 0010	1,296.20
Brushed Durabrass (23kt Gold)	27 803 361-28 0010	1,296.20
Brushed Dark Platinum	27 803 361-99 0010	1,166.70



Optional miscellaneous

Concealed wall elbow

- min. recess depth 90 mm
- max. recess depth 163 mm

		EUR
Concealed rough parts	35 085 970 90	116.90

For details and miscellaneous, see page 603.

27 803 371



Hand shower set with individual rosettes

- spray head Ø 64 mm
- normal flow
- with anti-scale system
- 1/2" shower outlet
- rosette for wall elbow Ø 60 mm
- rosette for shower holder Ø 60 mm
- metal shower hose 1250 mm with integrated anti-twist protection
- 1/2" wall elbow
- max. flow 9 l/min

Intrinsic protection against back flow.

Fits MADISON

		EUR
Chrome	27 803 371-00	618.80
Platinum	27 803 371-08	990.00
Brushed Platinum	27 803 371-06	990.00
Durabrass (23kt Gold)	27 803 371-09	1,237.60
Brushed Durabrass (23kt Gold)	27 803 371-28	1,237.60
Brushed Dark Platinum	27 803 371-99	1,113.80



Product alternative

Hand shower set with individual rosettes

- max. flow 6,8 l/min

		EUR
Chrome	27 803 371-00 0010	618.80
Platinum	27 803 371-08 0010	990.00
Brushed Platinum	27 803 371-06 0010	990.00
Durabrass (23kt Gold)	27 803 371-09 0010	1,237.60
Brushed Durabrass (23kt Gold)	27 803 371-28 0010	1,237.60
Brushed Dark Platinum	27 803 371-99 0010	1,113.80



Optional miscellaneous

Concealed wall elbow

- min. recess depth 90 mm
- max. recess depth 163 mm

		EUR
Concealed rough parts	35 085 970 90	116.90

For details and miscellaneous, see page 603.



Shower

27 802 892



Hand shower set with individual rosettes

- normal flow
- with anti-scale system
- 1/2" shower outlet
- rosette for wall elbow Ø 55 mm
- rosette for shower holder Ø 55 mm
- metal shower hose 1250 mm with integrated anti-twist protection
- 1/2" wall elbow
- max. flow 15 l/min

Intrinsic protection against back flow.

Fits TARA



Product alternative

Hand shower set with individual rosettes

- max. flow 6,8 l/min



Optional miscellaneous

Concealed wall elbow

- min. recess depth 90 mm
- max. recess depth 163 mm

For details and miscellaneous, see page 603.

		EUR
Chrome	27 802 892-00	581.80
Brushed Chrome	27 802 892-93	756.30
Platinum	27 802 892-08	931.20
Brushed Platinum	27 802 892-06	931.20
Champagne (22kt Gold)	27 802 892-47	1,163.60
Brushed Champagne (23kt Gold)	27 802 892-46	1,163.60
Brushed Durabronze (23kt Gold)	27 802 892-28	1,163.60
Dark Chrome	27 802 892-19	872.70
Brushed Dark Platinum	27 802 892-99	1,047.30
Matte Black	27 802 892-33	785.70

		EUR
Chrome	27 802 892-00 0010	581.80
Brushed Chrome	27 802 892-93 0010	756.30
Platinum	27 802 892-08 0010	931.20
Brushed Platinum	27 802 892-06 0010	931.20
Champagne (22kt Gold)	27 802 892-47 0010	1,163.60
Brushed Champagne (23kt Gold)	27 802 892-46 0010	1,163.60
Brushed Durabronze (23kt Gold)	27 802 892-28 0010	1,163.60
Dark Chrome	27 802 892-19 0010	872.70
Brushed Dark Platinum	27 802 892-99 0010	1,047.30
Matte Black	27 802 892-33 0010	785.70

		EUR
Concealed rough parts	35 085 970 90	116.90

27 808 809



Hand shower set with individual rosettes

- normal flow
- with anti-scale system
- 3/8" shower outlet
- rosette for wall elbow Ø 60 mm
- rosette for shower holder Ø 60 mm
- metal shower hose 1250 mm with integrated anti-twist protection
- 1/2" wall elbow
- max. flow 15 l/min

Intrinsic protection against back flow.

Fits VAIA



Product alternative

Hand shower set with individual rosettes

- max. flow 6,8 l/min



Optional miscellaneous

Concealed wall elbow

- min. recess depth 90 mm
- max. recess depth 163 mm

For details and miscellaneous, see page 603.

		EUR
Chrome	27 808 809-00	640.10
Platinum	27 808 809-08	1,024.30
Brushed Platinum	27 808 809-06	1,024.30
Champagne (22kt Gold)	27 808 809-47	1,280.20
Brushed Champagne (23kt Gold)	27 808 809-46	1,280.20
Brushed Durabronze (23kt Gold)	27 808 809-28	1,280.20
Dark Chrome	27 808 809-19	960.20
Brushed Dark Platinum	27 808 809-99	1,152.30

		EUR
Chrome	27 808 809-00 0010	640.10
Platinum	27 808 809-08 0010	1,024.30
Brushed Platinum	27 808 809-06 0010	1,024.30
Champagne (22kt Gold)	27 808 809-47 0010	1,280.20
Brushed Champagne (23kt Gold)	27 808 809-46 0010	1,280.20
Brushed Durabronze (23kt Gold)	27 808 809-28 0010	1,280.20
Dark Chrome	27 808 809-19 0010	960.20
Brushed Dark Platinum	27 808 809-99 0010	1,152.30

		EUR
Concealed rough parts	35 085 970 90	116.90



CL.1



CYO



IMO



Lissé



LULU



Madison



MEM



Meta



Tara.



VAIA



Shower



Concealed articles



Miscellaneous



Kitchen

Shower

27 808 980



Hand shower set with individual rosettes

- normal flow
- with anti-scale system
- 3/8" shower outlet
- rosette for wall elbow 60 x 60 mm
- rosette for shower holder 60 x 60 mm
- metal shower hose 1250 mm with integrated anti-twist protection
- 1/2" wall elbow
- max. flow 15 l/min

Intrinsic protection against back flow.

Fits MEM, CL.1, IMO, CYO

		EUR
Chrome	27 808 980-00	674.50
Brushed Chrome	27 808 980-93	876.90
Platinum	27 808 980-08	1,079.10
Brushed Platinum	27 808 980-06	1,079.10
Champagne (22kt Gold)	27 808 980-47	1,349.00
Brushed Champagne (23kt Gold)	27 808 980-46	1,349.00
Brushed Durabross (23kt Gold)	27 808 980-28	1,349.00
Dark Chrome	27 808 980-19	1,011.70
Brushed Dark Platinum	27 808 980-99	1,213.80
Matte Black	27 808 980-33	910.70



Product alternative

Hand shower set with individual rosettes

- max. flow 6,8 l/min

		EUR
Chrome	27 808 980-00 0010	674.50
Brushed Chrome	27 808 980-93 0010	876.90
Platinum	27 808 980-08 0010	1,079.10
Brushed Platinum	27 808 980-06 0010	1,079.10
Champagne (22kt Gold)	27 808 980-47 0010	1,349.00
Brushed Champagne (23kt Gold)	27 808 980-46 0010	1,349.00
Brushed Durabross (23kt Gold)	27 808 980-28 0010	1,349.00
Dark Chrome	27 808 980-19 0010	1,011.70
Brushed Dark Platinum	27 808 980-99 0010	1,213.80
Matte Black	27 808 980-33 0010	910.70



Optional miscellaneous

Concealed wall elbow

- min. recess depth 90 mm
- max. recess depth 163 mm

		EUR
Concealed rough parts	35 085 970 90	116.90

For details and miscellaneous, see page 603.

27 803 845



Hand shower set with individual rosettes

- three settings: normal flow, soft flow, massage flow
- with anti-scale system
- 3/8" shower outlet
- rosette for wall elbow 60 x 78 mm
- rosette for shower holder 60 x 78 mm
- metal shower hose 1250 mm with integrated anti-twist protection
- 1/2" wall elbow
- max. flow 15 l/min

Intrinsic protection against back flow.

Fits LISSÉ

		EUR
Chrome	27 803 845-00	453.50
Brushed Chrome	27 803 845-93	589.60
Brushed Platinum	27 803 845-06	725.80
Dark Chrome	27 803 845-19	680.30
Matte Black	27 803 845-33	612.10



Product alternative

Hand shower set with individual rosettes

- max. flow 6,8 l/min

		EUR
Chrome	27 803 845-00 0010	453.50
Brushed Chrome	27 803 845-93 0010	589.60
Brushed Platinum	27 803 845-06 0010	725.80
Dark Chrome	27 803 845-19 0010	680.30
Matte Black	27 803 845-33 0010	612.10



Optional miscellaneous

Concealed wall elbow

- min. recess depth 90 mm
- max. recess depth 163 mm

		EUR
Concealed rough parts	35 085 970 90	116.90

For details and miscellaneous, see page 603.



Shower

27 803 892



Hand shower set with individual rosettes

- three settings: normal flow, soft flow, massage flow
- with anti-scale system
- 1/2" shower outlet
- rosette for wall elbow Ø 55 mm
- rosette for shower holder Ø 55 mm
- metal shower hose 1250 mm with integrated anti-twist protection
- 1/2" wall elbow
- max. flow 15 l/min

Intrinsic protection against back flow.

Fits TARA

		EUR
Chrome	27 803 892-00	570.30
Brushed Chrome	27 803 892-93	741.40
Platinum	27 803 892-08	912.40
Brushed Platinum	27 803 892-06	912.40
Champagne (22kt Gold)	27 803 892-47	1,140.60
Brushed Champagne (23kt Gold)	27 803 892-46	1,140.60
Brushed Durabronz (23kt Gold)	27 803 892-28	1,140.60
Dark Chrome	27 803 892-19	855.60
Brushed Dark Platinum	27 803 892-99	1,026.80
Matte Black	27 803 892-33	769.80



Product alternative

Hand shower set with individual rosettes

- max. flow 6,8 l/min

		EUR
Chrome	27 803 892-00 0010	570.30
Brushed Chrome	27 803 892-93 0010	741.40
Platinum	27 803 892-08 0010	912.40
Brushed Platinum	27 803 892-06 0010	912.40
Champagne (22kt Gold)	27 803 892-47 0010	1,140.60
Brushed Champagne (23kt Gold)	27 803 892-46 0010	1,140.60
Brushed Durabronz (23kt Gold)	27 803 892-28 0010	1,140.60
Dark Chrome	27 803 892-19 0010	855.60
Brushed Dark Platinum	27 803 892-99 0010	1,026.80
Matte Black	27 803 892-33 0010	769.80



Optional miscellaneous

Concealed wall elbow

- min. recess depth 90 mm
- max. recess depth 163 mm

For details and miscellaneous, see page 603.

		EUR
Concealed rough parts	35 085 970 90	116.90

27 809 980



Hand shower set with individual rosettes with volume control

- with volume control
- normal flow
- with anti-scale system
- 3/8" shower outlet
- rosette for wall elbow 60 x 60 mm
- rosette for shower holder 60 x 60 mm
- metal shower hose 1250 mm with integrated anti-twist protection
- 1/2" wall elbow
- max. flow 15 l/min

Intrinsic protection against back flow.

Fits MEM, CL.1, CYO



Product alternative

Hand shower set with individual rosettes with volume control

- max. flow 6,8 l/min

		EUR
Chrome	27 809 980-00	848.20
Brushed Chrome	27 809 980-93	1,102.70
Platinum	27 809 980-08	1,357.00
Brushed Platinum	27 809 980-06	1,357.20
Champagne (22kt Gold)	27 809 980-47	1,696.40
Brushed Champagne (23kt Gold)	27 809 980-46	1,696.40
Brushed Durabronz (23kt Gold)	27 809 980-28	1,696.40
Dark Chrome	27 809 980-19	1,272.50
Brushed Dark Platinum	27 809 980-99	1,526.70



Optional miscellaneous

Concealed wall elbow

- min. recess depth 90 mm
- max. recess depth 163 mm

For details and miscellaneous, see page 603.

		EUR
Concealed rough parts	35 085 970 90	116.90



CL.1



CYO



IMO



Lissé



LULU



Madison



MEM



Meta



Tara.



VAIA



Shower



Concealed articles



Miscellaneous



Kitchen

Shower

27 809 985



Hand shower set with individual rosettes with volume control

- with volume control
- normal flow
- with anti-scale system
- 3/8" shower outlet
- rosette for wall elbow 60 x 60 mm
- rosette for shower holder 60 x 60 mm
- metal shower hose 1250 mm with integrated anti-twist protection
- 1/2" wall elbow
- max. flow 15 l/min

Fits MEM, CL.1, CYO

Intrinsic protection against back flow.

		EUR
Chrome	27 809 985-00	885.30
Brushed Chrome	27 809 985-93	1,150.90
Platinum	27 809 985-08	1,416.40
Brushed Platinum	27 809 985-06	1,416.60
Champagne (22kt Gold)	27 809 985-47	1,770.60
Brushed Champagne (23kt Gold)	27 809 985-46	1,770.60
Brushed Durabrass (23kt Gold)	27 809 985-28	1,770.60
Dark Chrome	27 809 985-19	1,328.00
Brushed Dark Platinum	27 809 985-99	1,593.40



Product alternative

Hand shower set with individual rosettes with volume control

- max. flow 6,8 l/min

		EUR
Chrome	27 809 985-00 0010	885.30
Brushed Chrome	27 809 985-93 0010	1,150.90
Platinum	27 809 985-08 0010	1,416.40
Brushed Platinum	27 809 985-06 0010	1,416.60
Champagne (22kt Gold)	27 809 985-47 0010	1,770.60
Brushed Champagne (23kt Gold)	27 809 985-46 0010	1,770.60
Brushed Durabrass (23kt Gold)	27 809 985-28 0010	1,770.60
Dark Chrome	27 809 985-19 0010	1,328.00
Brushed Dark Platinum	27 809 985-99 0010	1,593.40



Optional miscellaneous

Concealed wall elbow

- min. recess depth 90 mm
- max. recess depth 163 mm

For details and miscellaneous, see page 603.

		EUR
Concealed rough parts	35 085 970 90	116.90

27 806 625



Hand shower set

- normal flow
- with anti-scale system
- rosette Ø 55 mm
- metal shower hose 1250 mm with integrated anti-twist protection
- shower holder rosette Ø 55 mm
- max. flow 15 l/min

Intrinsic protection against back flow.

Fits META, TARA

		EUR
Chrome	27 806 625-00	322.30
Brushed Chrome	27 806 625-93	419.00
Brushed Platinum	27 806 625-06	515.90
Champagne (22kt Gold)	27 806 625-47	644.60
Brushed Champagne (23kt Gold)	27 806 625-46	644.60
Brushed Durabrass (23kt Gold)	27 806 625-28	644.60
Dark Chrome	27 806 625-19	483.40
Matte Black	27 806 625-33	434.60



Product alternative

Hand shower set

- max. flow 6,8 l/min

		EUR
Chrome	27 806 625-00 0010	322.30
Brushed Chrome	27 806 625-93 0010	419.00
Brushed Platinum	27 806 625-06 0010	515.90
Champagne (22kt Gold)	27 806 625-47 0010	644.60
Brushed Champagne (23kt Gold)	27 806 625-46 0010	644.60
Brushed Durabrass (23kt Gold)	27 806 625-28 0010	644.60
Dark Chrome	27 806 625-19 0010	483.40
Matte Black	27 806 625-33 0010	434.60



Optional miscellaneous

Wall elbow

For details and miscellaneous, see main items

		EUR
Chrome	28 450 625-00	110.10
Brushed Chrome	28 450 625-93	143.10
Brushed Platinum	28 450 625-06	176.30
Champagne (22kt Gold)	28 450 625-47	220.20
Brushed Champagne (23kt Gold)	28 450 625-46	220.20
Brushed Durabrass (23kt Gold)	28 450 625-28	220.20
Dark Chrome	28 450 625-19	165.20
Matte Black	28 450 625-33	148.40



Optional miscellaneous

Concealed wall elbow

- min. recess depth 90 mm
- max. recess depth 163 mm

For details and miscellaneous, see page 603.

		EUR
Concealed rough parts	35 085 970 90	116.90



27 818 980



Hand shower set with cover plate

- normal flow
- with anti-scale system
- 3/8" shower outlet
- cover plate 240 x 60 mm
- metal shower hose 1250 mm with integrated anti-twist protection
- 1/2" wall elbow
- max. flow 15 l/min

Intrinsic protection against back flow.

Fits MEM, CL.1, IMO, CYO

		EUR
Chrome	27 818 980-00	801.90
Brushed Chrome	27 818 980-93	1,042.50
Platinum	27 818 980-08	1,283.30
Brushed Platinum	27 818 980-06	1,282.70
Champagne (22kt Gold)	27 818 980-47	1,603.80
Brushed Champagne (23kt Gold)	27 818 980-46	1,603.80
Brushed Durabronze (23kt Gold)	27 818 980-28	1,603.80
Dark Chrome	27 818 980-19	1,202.90
Brushed Dark Platinum	27 818 980-99	1,443.30
Matte Black	27 818 980-33	1,082.50



Product alternative

Hand shower set with cover plate

- max. flow 6,8 l/min

		EUR
Chrome	27 818 980-00 0010	801.90
Brushed Chrome	27 818 980-93 0010	1,042.50
Platinum	27 818 980-08 0010	1,283.30
Brushed Platinum	27 818 980-06 0010	1,282.70
Champagne (22kt Gold)	27 818 980-47 0010	1,603.80
Brushed Champagne (23kt Gold)	27 818 980-46 0010	1,603.80
Brushed Durabronze (23kt Gold)	27 818 980-28 0010	1,603.80
Dark Chrome	27 818 980-19 0010	1,202.90
Brushed Dark Platinum	27 818 980-99 0010	1,443.30
Matte Black	27 818 980-33 0010	1,082.50



Optional miscellaneous

Concealed wall elbow

- min. recess depth 90 mm
- max. recess depth 163 mm

		EUR
Concealed rough parts	35 085 970 90	116.90

For details and miscellaneous, see page 603.



CL.1



CYO



IMO



Lissé



LULU



Madison



MEM



Meta



Tara.



VAIA



Shower



Concealed articles



Miscellaneous



Kitchen

Shower


Overview of water modules

Expand your shower experience with additional outlets for health-enhancing water applications

Waterfalls



13 415 979



13 420 979



13 425 979

Massage modules



36 514 979



36 513 979
36 512 979



36 517 979



36 515 979



28 518 782



28 518 979

Kneipp modules



27 838 979



27 821 979



27 822 979



27 820 979



27 823 979



Shower

28 528 710



Body spray without volume control

- spray head Ø 55 mm
- ball-joint pivotable through 25° (in any direction)
- rain flow
- anti-scale system
- rosette 78 x 55 mm
- 1/2" connection
- max. flow 7 l/min

		EUR
Chrome	28 528 710-00	334.00
Brushed Platinum	28 528 710-06	534.40



Product alternative

Body spray without volume control

- max. flow 5 l/min

		EUR
Chrome	28 518 710-00	334.00
Brushed Platinum	28 518 710-06	534.50



Optional miscellaneous

Concealed wall elbow

- min. recess depth 90 mm
- max. recess depth 163 mm

For details and miscellaneous, see page 603.

		EUR
Concealed rough parts	35 085 970 90	116.90

28 528 360



Body spray without volume control

- spray head Ø 55 mm
- ball-joint pivotable through 25° (in any direction)
- rain flow
- rosette Ø 55 mm
- 1/2" connection
- max. flow 7 l/min

Fits MADISON

		EUR
Chrome	28 528 360-00	350.60
Platinum	28 528 360-08	561.00
Brushed Platinum	28 528 360-06	561.00
Durabrand (23kt Gold)	28 528 360-09	701.20
Brushed Durabrand (23kt Gold)	28 528 360-28	701.20
Brushed Dark Platinum	28 528 360-99	631.10



Product alternative

Body spray without volume control

- max. flow 5 l/min

		EUR
Chrome	28 518 360-00	350.60
Platinum	28 518 360-08	561.00
Brushed Platinum	28 518 360-06	561.00
Durabrand (23kt Gold)	28 518 360-09	701.20
Brushed Durabrand (23kt Gold)	28 518 360-28	701.20
Brushed Dark Platinum	28 518 360-99	630.80



Optional miscellaneous

Concealed wall elbow

- min. recess depth 90 mm
- max. recess depth 163 mm

For details and miscellaneous, see page 603.

		EUR
Concealed rough parts	35 085 970 90	116.90



CL.1



CYO



IMO



Lissé



LULU



Madison



MEM



Meta



Tara.



VAIA



Shower



Concealed articles



Miscellaneous



Kitchen

Shower

28 528 782



Body spray without volume control

- ball-joint pivotable through 25° (in any direction)
- rain flow
- anti-scale system
- rosette 60 x 60 mm
- 1/2" connection
- max. flow 7 l/min
- spray head Ø 55 mm

Fits MEM, CL.1, IMO, CYO

		EUR
Chrome	28 528 782-00	360.20
Brushed Chrome	28 528 782-93	468.30
Platinum	28 528 782-08	576.30
Brushed Platinum	28 528 782-06	576.30
Champagne (22kt Gold)	28 528 782-47	720.40
Brushed Champagne (23kt Gold)	28 528 782-46	720.40
Brushed Durabronze (23kt Gold)	28 528 782-28	720.40
Dark Chrome	28 528 782-19	540.30
Brushed Dark Platinum	28 528 782-99	648.40



Product alternative

Body spray without volume control

- max. flow 5 l/min

		EUR
Chrome	28 518 782-00	360.20
Brushed Chrome	28 518 782-93	468.30
Platinum	28 518 782-08	576.50
Brushed Platinum	28 518 782-06	576.50
Champagne (22kt Gold)	28 518 782-47	720.40
Brushed Champagne (23kt Gold)	28 518 782-46	720.40
Brushed Durabronze (23kt Gold)	28 518 782-28	720.40
Dark Chrome	28 518 782-19	540.30
Brushed Dark Platinum	28 518 782-99	648.50



Optional miscellaneous

Concealed wall elbow

- min. recess depth 90 mm
- max. recess depth 163 mm

For details and miscellaneous, see page 603.

		EUR
Concealed rough parts	35 085 970 90	116.90

28 528 979



Body spray without volume control

- spray head Ø 55 mm
- ball-joint pivotable through 25° (in any direction)
- rain flow
- with anti-scale system
- rosette Ø 55 mm
- 1/2" connection
- max. flow 7 l/min

Fits META, TARA, VAIA, LISSÉ

		EUR
Chrome	28 528 979-00	297.90
Brushed Chrome	28 528 979-93	387.30
Platinum	28 528 979-08	476.60
Brushed Platinum	28 528 979-06	476.60
Champagne (22kt Gold)	28 528 979-47	595.80
Brushed Champagne (23kt Gold)	28 528 979-46	595.80
Durabronze (23kt Gold)	28 528 979-09	595.80
Brushed Durabronze (23kt Gold)	28 528 979-28	595.80
Dark Chrome	28 528 979-19	446.90
Brushed Dark Platinum	28 528 979-99	536.20
Matte Black	28 528 979-33	402.20



Product alternative

Body spray without volume control

- max. flow 5 l/min

		EUR
Chrome	28 518 979-00	297.90
Brushed Chrome	28 518 979-93	387.30
Platinum	28 518 979-08	476.80
Brushed Platinum	28 518 979-06	476.80
Champagne (22kt Gold)	28 518 979-47	595.80
Brushed Champagne (23kt Gold)	28 518 979-46	595.80
Durabronze (23kt Gold)	28 518 979-09	595.80
Brushed Durabronze (23kt Gold)	28 518 979-28	595.80
Dark Chrome	28 518 979-19	446.90
Brushed Dark Platinum	28 518 979-99	536.20
Matte Black	28 518 979-33	402.10



Optional miscellaneous

Concealed wall elbow

- min. recess depth 90 mm
- max. recess depth 163 mm

For details and miscellaneous, see page 603.

		EUR
Concealed rough parts	35 085 970 90	116.90



36 525 979



WATER POINTS Concealed body spray

- rain flow
- with anti-scale system
- cover plate 120 x 120 mm
- max. flow 9 l/min

Fits MEM, CL.1, IMO, CYO

		EUR
Chrome	36 525 979-00	523.30
Brushed Chrome	36 525 979-93	680.30
Platinum	36 525 979-08	837.30
Brushed Platinum	36 525 979-06	837.30
Champagne (22kt Gold)	36 525 979-47	1,046.60
Brushed Champagne (23kt Gold)	36 525 979-46	1,046.60
Brushed Durabross (23kt Gold)	36 525 979-28	1,046.60
Dark Chrome	36 525 979-19	785.00
Brushed Dark Platinum	36 525 979-99	941.90
Matte Black	36 525 979-33	706.50



Product alternative

WATER POINTS Concealed body spray

- max. flow 6 l/min

		EUR
Chrome	36 515 979-00	523.30
Brushed Chrome	36 515 979-93	680.30
Platinum	36 515 979-08	836.90
Brushed Platinum	36 515 979-06	836.90
Champagne (22kt Gold)	36 515 979-47	1,046.60
Brushed Champagne (23kt Gold)	36 515 979-46	1,046.60
Brushed Durabross (23kt Gold)	36 515 979-28	1,046.60
Dark Chrome	36 515 979-19	785.10
Brushed Dark Platinum	36 515 979-99	941.90
Matte Black	36 515 979-33	706.30



Required miscellaneous

Concealed wall installation box

- min. recess depth 85 mm
- max. recess depth 110 mm

For details and miscellaneous, see page 597.

		EUR
Concealed rough parts	35 205 970 90	212.30



Required miscellaneous

xGRID Installation track 555 mm

		EUR
Concealed rough parts	12 360 970 90	106.80



Required miscellaneous

WATER POINTS Adapter plate

		EUR
	12 305 970 90	34.30



Optional miscellaneous

xGRID Attachment set for integrating in the dry wall construction

		EUR
Concealed rough parts	12 340 970 90	107.50



CL.1



CYO



IMO



Lissé



LULU



Madison



MEM



Meta



Tara.



VAIA



Shower



Concealed articles



Miscellaneous



Kitchen

Shower

36 527 979



WATER BAR Concealed body spray

- rain flow
- with anti-scale system
- cover plate 240 x 60 mm
- 1/2" connection
- max. flow 9 l/min

Fits MEM, CL.1, IMO, CYO

		EUR
Chrome	36 527 979-00	808.10
Brushed Chrome	36 527 979-93	1,050.50
Platinum	36 527 979-08	1,293.00
Brushed Platinum	36 527 979-06	1,293.00
Champagne (22kt Gold)	36 527 979-47	1,616.20
Brushed Champagne (23kt Gold)	36 527 979-46	1,616.20
Brushed Durabronze (23kt Gold)	36 527 979-28	1,616.20
Dark Chrome	36 527 979-19	1,212.20
Brushed Dark Platinum	36 527 979-99	1,454.60
Matte Black	36 527 979-33	1,090.90



Product alternative

WATER BAR Concealed body spray

- max. flow 6 l/min

		EUR
Chrome	36 517 979-00	808.10
Brushed Chrome	36 517 979-93	1,050.50
Platinum	36 517 979-08	1,293.20
Brushed Platinum	36 517 979-06	1,293.20
Champagne (22kt Gold)	36 517 979-47	1,616.20
Brushed Champagne (23kt Gold)	36 517 979-46	1,616.20
Brushed Durabronze (23kt Gold)	36 517 979-28	1,616.20
Dark Chrome	36 517 979-19	1,212.20
Brushed Dark Platinum	36 517 979-99	1,454.30
Matte Black	36 517 979-33	1,112.50



Required miscellaneous

Concealed wall installation box

- min. recess depth 100 mm
- max. recess depth 173 mm

For details and miscellaneous, see page 597.

		EUR
Concealed rough parts	35 206 970 90	287.20



Required miscellaneous

xGRID Installation track 555 mm

		EUR
Concealed rough parts	12 360 970 90	106.80



Optional miscellaneous

xGRID Attachment set for integrating in the dry wall construction

		EUR
Concealed rough parts	12 340 970 90	107.50

36 514 979



WATER CURVE Concealed body spray

- forceful flat water jet
- horizontal water jet
- water jet adjustable
- cover plate 120 x 60 mm
- 1/2" connection
- max. flow 10 l/min

Fits MEM, CL.1, IMO, CYO

		EUR
Chrome	36 514 979-00	1,051.60
Brushed Chrome	36 514 979-93	1,367.10
Platinum	36 514 979-08	1,682.50
Brushed Platinum	36 514 979-06	1,682.50
Champagne (22kt Gold)	36 514 979-47	2,103.20
Brushed Champagne (23kt Gold)	36 514 979-46	2,103.20
Brushed Durabronze (23kt Gold)	36 514 979-28	2,103.20
Dark Chrome	36 514 979-19	1,577.30
Brushed Dark Platinum	36 514 979-99	1,892.90
Matte Black	36 514 979-33	1,419.40



Optional miscellaneous

Concealed wall elbow

- min. recess depth 90 mm
- max. recess depth 163 mm

For details and miscellaneous, see page 603.

		EUR
Concealed rough parts	35 085 970 90	116.90



36 513 979



WATER FAN vertical Concealed body spray

- forceful flat water jet
- vertical water jet
- water jet adjustable
- cover plate 240 x 60 mm
- 1/2" connection
- max. flow 10 l/min

Fits MEM, CL.1, IMO, CYO

		EUR
Chrome	36 513 979-00	784.50
Brushed Chrome	36 513 979-93	1,019.90
Platinum	36 513 979-08	1,255.70
Brushed Platinum	36 513 979-06	1,255.70
Champagne (22kt Gold)	36 513 979-47	1,569.00
Brushed Champagne (23kt Gold)	36 513 979-46	1,569.00
Brushed Durabronze (23kt Gold)	36 513 979-28	1,569.00
Dark Chrome	36 513 979-19	1,176.80
Brushed Dark Platinum	36 513 979-99	1,412.00
Matte Black	36 513 979-33	1,080.10



Product alternative

WATER FAN horizontal Concealed body spray

- horizontal water jet
- max. flow 10 l/min

		EUR
Chrome	36 512 979-00	784.50
Brushed Chrome	36 512 979-93	1,019.90
Platinum	36 512 979-08	1,255.70
Brushed Platinum	36 512 979-06	1,255.70
Champagne (22kt Gold)	36 512 979-47	1,569.00
Brushed Champagne (23kt Gold)	36 512 979-46	1,569.00
Brushed Durabronze (23kt Gold)	36 512 979-28	1,569.00
Dark Chrome	36 512 979-19	1,176.80
Brushed Dark Platinum	36 512 979-99	1,412.00
Matte Black	36 512 979-33	1,080.10



Required miscellaneous

Concealed wall installation box

- min. recess depth 100 mm
- max. recess depth 173 mm

For details and miscellaneous, see page 597.

		EUR
Concealed rough parts	35 206 970 90	287.20



Required miscellaneous

xGRID Installation track 555 mm

		EUR
Concealed rough parts	12 360 970 90	106.80



Optional miscellaneous

xGRID Attachment set for integrating in the dry wall construction

		EUR
Concealed rough parts	12 340 970 90	107.50

13 415 979



WATER SHEET Cascade spout for wall mounting

- 150 mm projection
- cascade
- cover plate 240 x 60 mm
- 1/2" connection
- plug-link mounting
- max. flow 26.5 l/min at 3 bar flow pressure

Fits MEM, CL.1, IMO, CYO

		EUR
Chrome	13 415 979-00	1,083.10
Platinum	13 415 979-08	1,732.90
Brushed Platinum	13 415 979-06	1,732.90
Champagne (22kt Gold)	13 415 979-47	2,166.20
Brushed Champagne (23kt Gold)	13 415 979-46	2,166.20
Brushed Durabronze (23kt Gold)	13 415 979-28	2,166.20
Dark Chrome	13 415 979-19	1,624.80
Brushed Dark Platinum	13 415 979-99	1,949.50
Matte Black	13 415 979-33	1,462.00



Optional miscellaneous

Concealed wall elbow

- min. recess depth 90 mm
- max. recess depth 163 mm

For details and miscellaneous, see page 603.

		EUR
Concealed rough parts	35 085 970 90	116.90



CL.1



CYO



IMO



Lissé



LULU



Madison



MEM



Meta



Tara



VAIA



Shower



Concealed articles




Miscellaneous



Kitchen

Shower

13 420 979



WATER FALL Cascade spout for wall mounting

- 120 mm projection
- cascade
- cover plate 240 x 60 mm
- 1/2" connection
- plug-link mounting
- max. flow 26.5 l/min at 3 bar flow pressure

Fits MEM, CL.1, IMO, CYO

		EUR
Chrome	13 420 979-00	1,547.40
Platinum	13 420 979-08	2,476.20
Brushed Platinum	13 420 979-06	2,476.20
Champagne (22kt Gold)	13 420 979-47	3,094.80
Brushed Champagne (23kt Gold)	13 420 979-46	3,094.80
Brushed Durabronz (23kt Gold)	13 420 979-28	3,094.80
Dark Chrome	13 420 979-19	2,321.20
Matte Black	13 420 979-33	2,089.20



Optional miscellaneous

Concealed wall elbow

- min. recess depth 90 mm
- max. recess depth 163 mm

For details and miscellaneous, see page 603.

		EUR
Concealed rough parts	35 085 970 90	116.90

13 425 979



WATER FALL Cascade spout with individual jets for wall mounting

- 22 mm projection
- PEARLSTREAM
- plate 240 mm x 60 mm
- connection 1/2", for shortening
- plug-link mounting
- max. flow 9.5 l/min

Fits MEM, CL.1, IMO, CYO

		EUR
Chrome	13 425 979-00	1,149.80
Platinum	13 425 979-08	1,839.70
Brushed Platinum	13 425 979-06	1,839.70
Champagne (22kt Gold)	13 425 979-47	2,299.60
Brushed Champagne (23kt Gold)	13 425 979-46	2,299.60
Brushed Durabronz (23kt Gold)	13 425 979-28	2,299.60
Dark Chrome	13 425 979-19	1,724.50
Brushed Dark Platinum	13 425 979-99	2,069.40
Matte Black	13 425 979-33	1,552.20



Optional miscellaneous

Concealed wall elbow

- min. recess depth 90 mm
- max. recess depth 163 mm

For details and miscellaneous, see page 603.

		EUR
Concealed rough parts	35 085 970 90	116.90

27 838 979



Affusion pipe with cover plate

- laminar flow
- 3/8" shower outlet
- cover plate 240 x 60 mm
- metal shower hose 1250 mm with integrated anti-twist protection
- 1/2" connection
- plug-link mounting
- max. flow 15 l/min

Intrinsic protection against back flow.

Fits MEM, CL.1, IMO, CYO

		EUR
Chrome	27 838 979-00	859.50
Brushed Chrome	27 838 979-93	1,117.40
Platinum	27 838 979-08	1,375.10
Brushed Platinum	27 838 979-06	1,375.10
Champagne (22kt Gold)	27 838 979-47	1,719.00
Brushed Champagne (23kt Gold)	27 838 979-46	1,719.00
Brushed Durabronz (23kt Gold)	27 838 979-28	1,719.00
Dark Chrome	27 838 979-19	1,289.30
Brushed Dark Platinum	27 838 979-99	1,547.00



Product alternative

Affusion pipe with cover plate

- Max. flow rate 7 l/min

		EUR
Chrome	27 858 979-00	859.50
Brushed Chrome	27 858 979-93	1,117.40
Platinum	27 858 979-08	1,375.20
Brushed Platinum	27 858 979-06	1,375.20
Champagne (22kt Gold)	27 858 979-47	1,719.00
Brushed Champagne (23kt Gold)	27 858 979-46	1,719.00
Brushed Durabronz (23kt Gold)	27 858 979-28	1,719.00
Dark Chrome	27 858 979-19	978.50
Brushed Dark Platinum	27 858 979-99	1,547.10



Optional miscellaneous

Concealed wall elbow

- min. recess depth 90 mm
- max. recess depth 163 mm

For details and miscellaneous, see page 603.

		EUR
Concealed rough parts	35 085 970 90	116.90



27 820 979 +
28 285 979



WATER TUBE Kneipp wall elbow

- laminar flow
- max. flow 15 l/min
- rosette Ø 70 mm
- holder for Kneipp hose
- hose nozzle with sleeve M33
- with holding ring
- 1/2" wall elbow

Intrinsic protection against back flow.
Fits META, TARA, VAIA, LISSÉ

		EUR
Chrome	1 x 27 820 979-00	473.10
	1 x 28 285 979-00	99.80
	Total price:	572.90
Brushed Chrome	1 x 27 820 979-93	615.00
	1 x 28 285 979-93	129.70
	Total price:	744.70
Platinum	1 x 27 820 979-08	757.10
	1 x 28 285 979-08	159.60
	Total price:	916.70
Brushed Platinum	1 x 27 820 979-06	757.10
	1 x 28 285 979-06	159.70
	Total price:	916.80
Champagne (22kt Gold)	1 x 27 820 979-47	946.20
	1 x 28 285 979-47	199.60
	Total price:	1,145.80
Brushed Champagne (23kt Gold)	1 x 27 820 979-46	946.20
	1 x 28 285 979-46	199.60
	Total price:	1,145.80
Brushed Durabronze (23kt Gold)	1 x 27 820 979-28	946.20
	1 x 28 285 979-28	199.60
	Total price:	1,145.80
Dark Chrome	1 x 27 820 979-19	709.80
	1 x 28 285 979-19	149.70
	Total price:	859.50
Brushed Dark Platinum	1 x 27 820 979-99	851.60
	1 x 28 285 979-99	179.60
	Total price:	1,031.20
Matte Black	1 x 27 820 979-33	638.70
	1 x 28 285 979-33	134.70
	Total price:	773.40



Product alternative

WATER TUBE Kneipp wall elbow with hose holder with individual rosettes

- max. flow 9 l/min

		EUR
Chrome	27 840 979-00	473.10
Brushed Chrome	27 840 979-93	615.00
Platinum	27 840 979-08	757.00
Brushed Platinum	27 840 979-06	757.00
Champagne (22kt Gold)	27 840 979-47	946.20
Brushed Champagne (23kt Gold)	27 840 979-46	946.20
Brushed Durabronze (23kt Gold)	27 840 979-28	946.20
Dark Chrome	27 840 979-19	709.70
Brushed Dark Platinum	27 840 979-99	851.60
Matte Black	27 840 979-33	638.70



Product alternative

WATER TUBE Kneipp hose black 2000 mm

- hose nozzle with sleeve M33
- with holding ring

		EUR
Chrome	28 286 979-00	99.80
Brushed Chrome	28 286 979-93	129.70
Platinum	28 286 979-08	159.60
Brushed Platinum	28 286 979-06	159.70
Champagne (22kt Gold)	28 286 979-47	199.60
Brushed Champagne (23kt Gold)	28 286 979-46	199.60
Brushed Durabronze (23kt Gold)	28 286 979-28	199.60
Dark Chrome	28 286 979-19	149.70
Brushed Dark Platinum	28 286 979-99	179.60
Matte Black	28 286 979-33	134.70



Optional miscellaneous

Concealed wall elbow

- min. recess depth 90 mm
- max. recess depth 163 mm

For details and miscellaneous, see page 603.

		EUR
Concealed rough parts	35 085 970 90	116.90



CL.1



CYO



IMO



LISSÉ



LULU



MADISON



MEM



META



TARA



VAIA



SHOWER



CONCEALED ARTICLES



MISCELLANEOUS



KITCHEN

Shower

27 821 979 +
28 285 979



WATER TUBE Kneipp wall elbow

- laminar flow
- max. flow 15 l/min
- with volume control
- individual rosette 60 x 60 mm
- holder for Kneipp hose
- 1/2" wall elbow
- hose nozzle with sleeve M33
- with holding ring

Intrinsic protection against back flow.

Fits CL.1, CYO, IMO, MEM

		EUR
Chrome	1 x 27 821 979-00	652.30
	1 x 28 285 979-00	99.80
Total price:		752.10
Brushed Chrome	1 x 27 821 979-93	848.00
	1 x 28 285 979-93	129.70
Total price:		977.70
Platinum	1 x 27 821 979-08	1,043.70
	1 x 28 285 979-08	159.60
Total price:		1,203.30
Brushed Platinum	1 x 27 821 979-06	1,043.70
	1 x 28 285 979-06	159.70
Total price:		1,203.40
Champagne (22kt Gold)	1 x 27 821 979-47	1,304.60
	1 x 28 285 979-47	199.60
Total price:		1,504.20
Brushed Champagne (23kt Gold)	1 x 27 821 979-46	1,304.60
	1 x 28 285 979-46	199.60
Total price:		1,504.20
Brushed Durabrass (23kt Gold)	1 x 27 821 979-28	1,304.60
	1 x 28 285 979-28	199.60
Total price:		1,504.20
Dark Chrome	1 x 27 821 979-19	978.50
	1 x 28 285 979-19	149.70
Total price:		1,128.20
Brushed Dark Platinum	1 x 27 821 979-99	1,174.30
	1 x 28 285 979-99	179.60
Total price:		1,353.90



Product alternative

WATER TUBE Kneipp wall elbow with hose holder with individual rosettes

- max. flow 9 l/min

		EUR
Chrome	27 841 979-00	652.30
Brushed Chrome	27 841 979-93	848.00
Platinum	27 841 979-08	1,043.70
Brushed Platinum	27 841 979-06	1,043.70
Champagne (22kt Gold)	27 841 979-47	1,304.60
Brushed Champagne (23kt Gold)	27 841 979-46	1,304.60
Brushed Durabrass (23kt Gold)	27 841 979-28	1,304.60
Dark Chrome	27 841 979-19	652.30
Brushed Dark Platinum	27 841 979-99	1,174.10



Product alternative

WATER TUBE Kneipp hose black 2000 mm

- hose nozzle with sleeve M33
- with holding ring

		EUR
Chrome	28 286 979-00	99.80
Brushed Chrome	28 286 979-93	129.70
Platinum	28 286 979-08	159.60
Brushed Platinum	28 286 979-06	159.70
Champagne (22kt Gold)	28 286 979-47	199.60
Brushed Champagne (23kt Gold)	28 286 979-46	199.60
Brushed Durabrass (23kt Gold)	28 286 979-28	199.60
Dark Chrome	28 286 979-19	149.70
Brushed Dark Platinum	28 286 979-99	179.60



Optional miscellaneous

Concealed wall elbow

- min. recess depth 90 mm
- max. recess depth 163 mm

		EUR
Concealed rough parts	35 085 970 90	116.90

For details and miscellaneous, see page 603.



Shower

27 822 979 +
28 285 979



WATER TUBE Kneipp wall elbow

- laminar flow
- max. flow 15 l/min
- rosette 60 x 60 mm
- holder for Kneipp hose
- 1/2" wall elbow
- hose nozzle with sleeve M33
- with holding ring

Intrinsic protection against back flow.

Fits MEM, CL.1, IMO, CYO

		EUR
Chrome	1 x 27 822 979-00	552.30
	1 x 28 285 979-00	99.80
Total price:		652.10
Brushed Chrome	1 x 27 822 979-93	718.00
	1 x 28 285 979-93	129.70
Total price:		847.70
Platinum	1 x 27 822 979-08	883.70
	1 x 28 285 979-08	159.60
Total price:		1,043.30
Brushed Platinum	1 x 27 822 979-06	883.70
	1 x 28 285 979-06	159.70
Total price:		1,043.40
Champagne (22kt Gold)	1 x 27 822 979-47	1,104.60
	1 x 28 285 979-47	199.60
Total price:		1,304.20
Brushed Champagne (23kt Gold)	1 x 27 822 979-46	1,104.60
	1 x 28 285 979-46	199.60
Total price:		1,304.20
Brushed Durabross (23kt Gold)	1 x 27 822 979-28	1,104.60
	1 x 28 285 979-28	199.60
Total price:		1,304.20
Dark Chrome	1 x 27 822 979-19	828.40
	1 x 28 285 979-19	149.70
Total price:		978.10
Brushed Dark Platinum	1 x 27 822 979-99	994.20
	1 x 28 285 979-99	179.60
Total price:		1,173.80



Product alternative

WATER TUBE Kneipp wall elbow with individual rosettes with hose holder

- max. flow 9 l/min

		EUR
Chrome	27 842 979-00	552.30
Brushed Chrome	27 842 979-93	718.00
Platinum	27 842 979-08	883.70
Brushed Platinum	27 842 979-06	883.70
Champagne (22kt Gold)	27 842 979-47	1,104.60
Brushed Champagne (23kt Gold)	27 842 979-46	1,104.60
Brushed Durabross (23kt Gold)	27 842 979-28	1,104.60
Dark Chrome	27 842 979-19	552.30
Brushed Dark Platinum	27 842 979-99	994.10



Product alternative

WATER TUBE Kneipp hose black 2000 mm

- hose nozzle with sleeve M33
- with holding ring

		EUR
Chrome	28 286 979-00	99.80
Brushed Chrome	28 286 979-93	129.70
Platinum	28 286 979-08	159.60
Brushed Platinum	28 286 979-06	159.70
Champagne (22kt Gold)	28 286 979-47	199.60
Brushed Champagne (23kt Gold)	28 286 979-46	199.60
Brushed Durabross (23kt Gold)	28 286 979-28	199.60
Dark Chrome	28 286 979-19	149.70
Brushed Dark Platinum	28 286 979-99	179.60



Optional miscellaneous

Concealed wall elbow

- min. recess depth 90 mm
- max. recess depth 163 mm

For details and miscellaneous, see page 603.

		EUR
Concealed rough parts	35 085 970 90	116.90



CL.1



CYO



IMO



Lissé



LULU



Madison



MEM



Meta



Tara



VAIA



Shower



Concealed articles



Miscellaneous



Kitchen

Shower

27 823 979 +
28 285 979



WATER TUBE Kneipp wall elbow with hose holder with individual rosettes

- laminar flow
- max. flow 15 l/min
- with volume control
- rosettes Ø 60 mm
- holder for Kneipp hose
- 1/2" wall elbow
- **without hose**

Intrinsic protection against back flow.

Fits META, TARA, VAIA, LISSÉ

		EUR
Chrome	1 x 27 823 979-00	561.10
	1 x 28 285 979-00	99.80
Total price:		660.90
Brushed Chrome	1 x 27 823 979-93	729.40
	1 x 28 285 979-93	129.70
Total price:		859.10
Platinum	1 x 27 823 979-08	897.70
	1 x 28 285 979-08	159.60
Total price:		1,057.30
Brushed Platinum	1 x 27 823 979-06	897.70
	1 x 28 285 979-06	159.70
Total price:		1,057.40
Champagne (22kt Gold)	1 x 27 823 979-47	1,122.20
	1 x 28 285 979-47	199.60
Total price:		1,321.80
Brushed Champagne (23kt Gold)	1 x 27 823 979-46	1,122.20
	1 x 28 285 979-46	199.60
Total price:		1,321.80
Brushed Durabrass (23kt Gold)	1 x 27 823 979-28	1,122.20
	1 x 28 285 979-28	199.60
Total price:		1,321.80
Dark Chrome	1 x 27 823 979-19	841.50
	1 x 28 285 979-19	149.70
Total price:		991.20
Brushed Dark Platinum	1 x 27 823 979-99	1,009.90
	1 x 28 285 979-99	179.60
Total price:		1,189.50
Matte Black	1 x 27 823 979-33	757.40
	1 x 28 285 979-33	134.70
Total price:		892.10



Product alternative

WATER TUBE Kneipp wall elbow with hose holder with individual rosettes

- max. flow 9 l/min

		EUR
Chrome	27 843 979-00	561.10
Brushed Chrome	27 843 979-93	729.40
Platinum	27 843 979-08	897.80
Brushed Platinum	27 843 979-06	897.80
Champagne (22kt Gold)	27 843 979-47	1,122.20
Brushed Champagne (23kt Gold)	27 843 979-46	1,122.20
Brushed Durabrass (23kt Gold)	27 843 979-28	1,122.20
Dark Chrome	27 843 979-19	841.70
Brushed Dark Platinum	27 843 979-99	1,010.00
Matte Black	27 843 979-33	757.50



Product alternative

WATER TUBE Kneipp hose black 2000 mm

- hose nozzle with sleeve M33
- with holding ring

		EUR
Chrome	28 286 979-00	99.80
Brushed Chrome	28 286 979-93	129.70
Platinum	28 286 979-08	159.60
Brushed Platinum	28 286 979-06	159.70
Champagne (22kt Gold)	28 286 979-47	199.60
Brushed Champagne (23kt Gold)	28 286 979-46	199.60
Brushed Durabrass (23kt Gold)	28 286 979-28	199.60
Dark Chrome	28 286 979-19	149.70
Brushed Dark Platinum	28 286 979-99	179.60
Matte Black	28 286 979-33	134.70



Optional miscellaneous

Concealed wall elbow

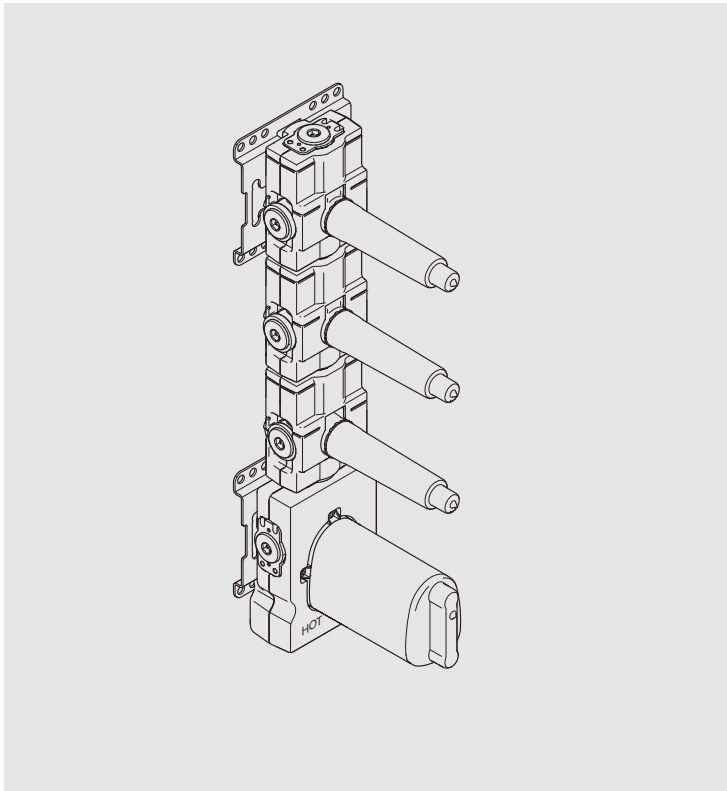
- min. recess depth 90 mm
- max. recess depth 163 mm

		EUR
Concealed rough parts	35 085 970 90	116.90

For details and miscellaneous, see page 603.



Concealed Articles



Miscellaneous

from page 583

Drybox

from page 606



CL.1



CYO



IMO



Lissé



LULU



Madison



MEM



Meta



Tara.



VAIA



Shower



Concealed articles



Miscellaneous



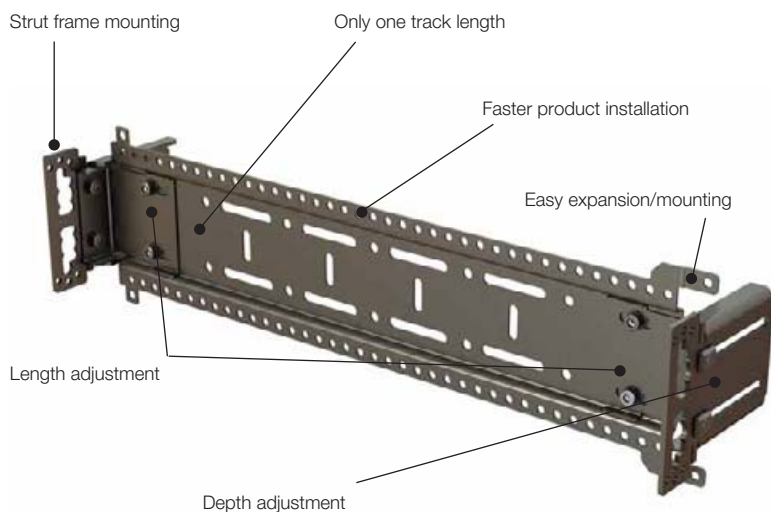
Kitchen

Detailed product information, documents, dimensional drawings and 3D objects can be found online at www.dornbracht.com.

xGrid for neat, concealed installation

The all-purpose installation track! Whatever combination of our concealed products you want, installation is fast, safe and above all precise with the xGrid 15 mm grid. Both in the pre-wall and for dry wall installation.


The new xGrid track in detail:



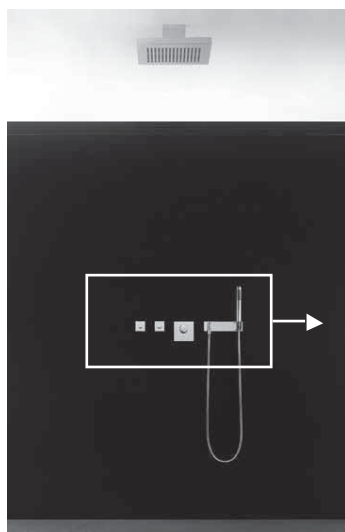
Several xGrid tracks are easily combined:



Mounting kit for strut frame use:




Planning example with an xGrid track



1x xGrid installation track
12 360 970

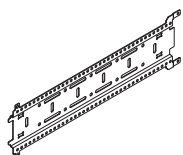
Planning example with an xGrid set of 3



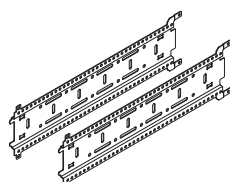
1x xGrid Set 12 380 970

xGrid installation track and sets:

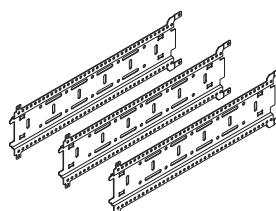
For details see page 605



12 360 970



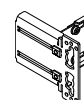
12 370 970



12 380 970


xGrid mounting kit (optional)

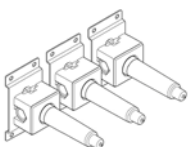
For details see page 605

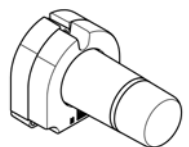




12 340 970



	35 700 970	NEW	Concealed wall-mounted mixer Centred spout		EUR
			<ul style="list-style-type: none"> • 3x dust cover • 2x female thread 1/2" connections • 1x female thread 1/2" outlet • 3x sealing plug 1/2" • gauge 100 mm • lead-free 	Concealed rough parts	35 700 970 90 184.00
			Optional miscellaneous		EUR
			Leak protection 1/2"	Leak protection	12 010 970 90 60.30
			This article is needed 2x.		

	35 720 970	NEW	Concealed wall-mounted mixer variable positioning		EUR
			<ul style="list-style-type: none"> • red brass, lead-free • 1/2" connection • 3x sealing plug 1/2" • 3x dust cover 	Concealed rough parts	35 720 970 90 146.80
			Optional miscellaneous		EUR
			Leak protection 1/2"	Leak protection	12 010 970 90 60.30
			This article is needed 2x.		

	35 003 970		Concealed wall mounting		EUR
			<ul style="list-style-type: none"> • red brass, lead-free • 2x female thread 1/2" connections • dust cover • anti-water packing • soundproofing 	Concealed rough parts	35 003 970 90 305.40
			<p>Can only be combined with exposed trim parts 26 024 661-FF / 36 013 660-FF / 36 045 660-FF / 36 013 970-FF / 36 045 970-FF / 36 804 661-FF.</p>		
			Optional miscellaneous		EUR
			Extension 25 mm		12 179 970 90 187.60
			Can only be combined with exposed trim parts 36 804 661-FF.		
			Extension 27 mm		12 183 970 90 187.60
			Can only be combined with exposed trim parts 36 013 660-FF / 36 045 660-FF / 36 013 970-FF / 36 045 970-FF.		
			Optional miscellaneous		EUR
			Leak protection 1/2"	Leak protection	12 010 970 90 60.30
			This article is needed 2x.		



CL.1



CYO



IMO



Lissé



LULU



Madison



MEM



Meta



Tara.



VAIA



Shower



Concealed articles



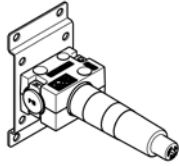
Miscellaneous



Kitchen

Concealed articles

35 050 970



Concealed wall mounting

- red brass, lead-free
- 2x female thread 1/2" connections
- dust cover
- anti-water packing
- soundproofing

Can only be combined with exposed trim parts
 36 002 970-FF / 36 110 970-FF / 36 111 970-FF /
 36 112 970-FF / 36 050 970-FF.

This product can be combined with the xGrid track. For more details, see page 605.

		EUR
Concealed rough parts	35 050 970 90	305.40

Optional miscellaneous		EUR
Leak protection 1/2"	Leak protection	12 010 970 90
This article is needed 2x.		60.30

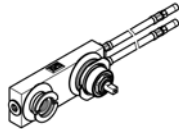


Optional miscellaneous		EUR
Rosette	Chrome	12 720 660-00
• with round rosette		81.20
For details and miscellaneous, see page 621.		



Optional miscellaneous		EUR
Rosette	Chrome	12 720 980-00
• with angular rosette		100.80
For details and miscellaneous, see page 621.		

35 816 970



Concealed wall-mounted single-lever mixer on right

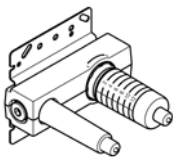
- 2x female thread 1/2" connections
- 2x 1/2" x 1000 mm high pressure hose
- 1x female thread 1/2" outlet for wall spout
- cartridge
- gauge 100 mm
- lead-free

Recommended combination for this fitting:Rear walls with- wall thickness: 12-16 mm- spout hole diameter: 40 mm- mixer hole diameter: 58 mm- clear width behind wall: 25 mm

NOTE:Not suitable for concealed installation.Connection by means of angle valves, mounted with screws to back wall.

		EUR
Concealed rough parts	35 816 970 90	367.00


35 860 970



Concealed wall-mounted single-lever mixer

- red brass, lead-free
- 2x female thread 1/2" connections
- 1x female thread 1/2" outlet for wall spout
- 1x female thread 1/2" outlet
- 2x dust cover
- anti-water packing
- soundproofing
- gauge 100 mm

		EUR
Concealed rough parts	35 860 970 90	213.80

		EUR
Optional miscellaneous		
 Extension 20 mm	12 869 970 90	148.00
Can only be combined with exposed trim parts 36 86X SSS-FF.		

		EUR
Optional miscellaneous		
 Extension 20 mm	12 870 970 90	202.40
Can only be combined with exposed trim parts 36 86 x 664-FF.		

		EUR
Optional miscellaneous		
 Adapter for reversed water connections	12 880 970 90	202.40
Not suitable for combining with META PURE (36 86 x 664-FF).		

		EUR
Optional miscellaneous		
 Drybox Wall-mounted single-lever basin mixer Mixer on right/left/or above	Drybox 39 807 970 90	583.50
• Overflow is part of the scope of delivery.		



CL.1



CYO



IMO



Lissé



LULU



Madison



MEM



Meta



Tara.



VAIA



Shower



Concealed articles



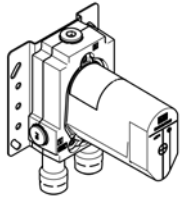
Miscellaneous



Kitchen

Concealed articles

35 021 970




Concealed single-lever mixer with backflow preventor


- lead-free, dezincification resistant
- safety combination
- 2x back flow preventer
- 2x male thread 1/2" connection
- 3x outlet G 1/2"
- dust cover
- anti-water packing
- sound and thermal insulation
- 2x integrated supply stop
- gauge 60 mm


This product can be combined with the xGrid track. For more details, see page 605.

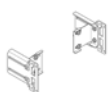
		EUR
Concealed rough parts	35 021 970 90	322.20

Required miscellaneous		EUR
 xGRID Installation track 555 mm	Concealed rough parts	12 360 970 90 106.80

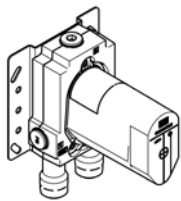
Optional miscellaneous		EUR
 Extension 25 mm		12 190 970 90 208.30

Optional miscellaneous		EUR
 Extension 25 mm		12 191 970 90 248.80

Optional miscellaneous		EUR
 Drybox Concealed single-lever mixer with and without diverter	Drybox	39 121 970 90 786.80
• Overflow is part of the scope of delivery.		

Optional miscellaneous		EUR
 xGRID Attachment set for integrating in the dry wall construction	Concealed rough parts	12 340 970 90 107.50

35 020 970

**Concealed single-lever mixer**

- lead-free, dezincification resistant
- 2x back flow preventer
- 3x outlet G 1/2"
- 2x female thread 1/2" connections
- 2x integrated supply stop
- dust cover
- anti-water packing
- sound and thermal insulation
- gauge 60 mm

This product can be combined with the xGrid track. For more details, see page 605.

		EUR
Concealed rough parts	35 020 970 90	225.50



Required miscellaneous		EUR
xGRID Installation track 555 mm	Concealed rough parts	12 360 970 90 106.80



Optional miscellaneous		EUR
Extension 25 mm	12 190 970 90	208.30



Optional miscellaneous		EUR
Extension 25 mm	12 191 970 90	248.80

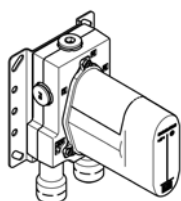


Optional miscellaneous		EUR
Drybox Concealed single-lever mixer with and without diverter	Drybox	39 121 970 90 786.80
• Overflow is part of the scope of delivery.		



Optional miscellaneous		EUR
xGRID Attachment set for integrating in the dry wall construction	Concealed rough parts	12 340 970 90 107.50

35 426 970

**Concealed thermostat with built-in isolators**

- pre-seal
- lead-free, dezincification resistant
- 2x back flow preventer
- 2x female thread 1/2" connections
- 3x outlet G 1/2"
- dust cover
- anti-water packing
- sound and thermal insulation
- suitable for xGRID (when using installation track + 12 mm recess depth)
- gauge 70 mm

This product can be combined with the xGrid track. For more details, see page 605.

		EUR
Concealed rough parts	35 426 970 90	435.70



Required miscellaneous		EUR
xGRID Installation track 555 mm	Concealed rough parts	12 360 970 90 106.80



Optional miscellaneous		EUR
Drybox Concealed thermostat	Drybox	39 426 970 90 837.90
• Overflow is part of the scope of delivery.		



Optional miscellaneous		EUR
xGRID Attachment set for integrating in the dry wall construction	Concealed rough parts	12 340 970 90 107.50



CL.1



CYO



IMO



Lissé



LULU



Madison



MEM



Meta



Tara.



VAIA



Shower



Concealed articles



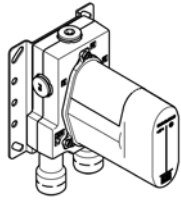
Miscellaneous



Kitchen

Concealed articles

35 425 970



Concealed thermostat


- lead-free, dezincification resistant
- 2x back flow preventer
- 2x female thread 1/2" connections
- 3x outlet G 1/2"
- dust cover
- anti-water packing
- sound and thermal insulation
- suitable for xGRID (when using installation track + 12 mm recess depth)
- gauge 70 mm

This product can be combined with the xGrid track. For more details, see page 605.

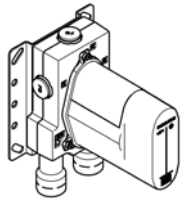
		EUR
Concealed rough parts	35 425 970 90	414.80

Required miscellaneous		EUR
 xGRID Installation track 555 mm	Concealed rough parts	12 360 970 90 106.80

Optional miscellaneous		EUR
 Drybox Concealed thermostat	Drybox	39 426 970 90 837.90
• Overflow is part of the scope of delivery.		

Optional miscellaneous		EUR
 xGRID Attachment set for integrating in the dry wall construction	Concealed rough parts	12 340 970 90 107.50

35 428 970



Concealed thermostat with built-in isolators

- pre-seal
- lead-free, dezincification resistant
- 2x back flow preventer
- 3x outlet G 1/2"
- 2x female thread 1/2" connections
- dust cover
- anti-water packing
- sound and thermal insulation
- gauge 70 mm
- suitable for xGRID (when using installation track + 12 mm recess depth)

Can only be combined with exposed trim parts 36 427 SSS-FF

This product can be combined with the xGrid track. For more details, see page 605.

		EUR
Concealed rough parts	35 428 970 90	455.90

Required miscellaneous		EUR
 xGRID Installation track 555 mm	Concealed rough parts	12 360 970 90 106.80

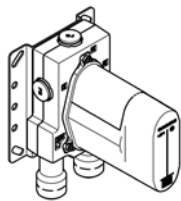
Optional miscellaneous		EUR
 Drybox Concealed thermostat	Drybox	39 426 970 90 837.90
• Overflow is part of the scope of delivery.		

Optional miscellaneous		EUR
 xGRID Attachment set for integrating in the dry wall construction	Concealed rough parts	12 340 970 90 107.50



Concealed articles

35 427 970



Concealed thermostat

- lead-free, dezincification resistant
- 2x back flow preventer
- 2x female thread 1/2" connections
- 3x outlet G 1/2"
- dust cover
- anti-water packing
- sound and thermal insulation
- gauge 70 mm
- suitable for xGRID (when using installation track + 12 mm recess depth)

Can only be combined with exposed trim parts 36 427 SSS-FF

This product can be combined with the xGrid track. For more details, see page 605.

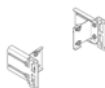
		EUR
Concealed rough parts	35 427 970 90	434.60



Required miscellaneous		EUR
xGRID Installation track 555 mm	Concealed rough parts 12 360 970 90	106.80



Optional miscellaneous		EUR
Drybox Concealed thermostat	Drybox 39 426 970 90	837.90
• Overflow is part of the scope of delivery.		



Optional miscellaneous		EUR
xGRID Attachment set for integrating in the dry wall construction	Concealed rough parts 12 340 970 90	107.50



CL.1



CYO



IMO



Lissé



LULU



Madison



MEM



Meta



Tara.



VAIA



Shower



Concealed articles



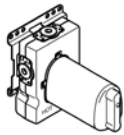
Miscellaneous



Kitchen

Concealed articles

35 503 970




xTOOL Concealed thermostat module without volume control


- red brass, lead-free
- 2x back flow preventer
- 2x female thread 3/4" connections
- 2x female thread 3/4" outlet for additional valves
- dust cover
- anti-water packing
- soundproofing
- suitable for xGRID (when using installation track + 12 mm recess depth)

This product can be combined with the xGrid track. For more details, see page 605.


		EUR
Concealed rough parts	35 503 970 90	823.00


Required miscellaneous		EUR
 xGRID Installation track 555 mm	Concealed rough parts	12 360 970 90 106.80

Optional miscellaneous		EUR
 Pre-seal for xTOOL		90 29 05 031 00 90 80.00

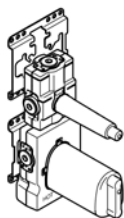
Optional miscellaneous		EUR
 xGRID Attachment set for integrating in the dry wall construction	Concealed rough parts	12 340 970 90 107.50

Optional miscellaneous		EUR
 Drybox Thermostat module without volume control	Drybox	39 503 970 90 789.50
• Overflow is part of the scope of delivery.		

Optional miscellaneous		EUR
 Extension 28 mm		12 177 970 90 58.10

Optional miscellaneous		EUR
 Extension 46 mm		12 178 970 90 58.10

35 511 970



xTOOL Concealed thermostat module with 1 valve


- red brass, lead-free
- 2x back flow preventer
- 2x female thread 3/4" connections
- 1x female thread 3/4" outlet for additional valves
- 1x female thread 3/4" outlet, right/left alternatively
- 2x dust cover
- 2x anti-water packing
- soundproofing
- gauge 120 mm
- suitable for xGRID (when using installation track + 12 mm recess depth)

This product can be combined with the xGrid track. For more details, see page 605.

		35 511 970 90	EUR
Concealed rough parts			674.20

Required miscellaneous			EUR
	xGRID Installation track 555 mm	Concealed rough parts	12 360 970 90 106.80

Optional miscellaneous			EUR
	Pre-seal for xTOOL		90 29 05 031 00 90 80.00

Optional miscellaneous			EUR
	xGRID Attachment set for integrating in the dry wall construction	Concealed rough parts	12 340 970 90 107.50

Optional miscellaneous			EUR
	Extension 28 mm		12 177 970 90 58.10

Optional miscellaneous			EUR
	Extension 46 mm		12 178 970 90 58.10

Optional miscellaneous			EUR
	Leak protection 3/4"	Leak protection	12 012 970 90 60.30
This article is needed 2x.			



CL.1



CYO



IMO



Lissé



LULU



Madison



MEM



Meta



Tara.



VAIA



Shower



Concealed articles



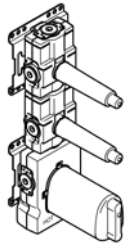
Miscellaneous



Kitchen

Concealed articles

35 521 970




xTOOL Concealed thermostat module with 2 valves

- red brass, lead-free
- 2x back flow preventer
- 2x female thread 3/4" connections
- 1x female thread 3/4" outlet for additional valves
- 2x female thread 3/4" outlet, right/left alternatively
- 3x dust cover
- 3x anti-water packing
- soundproofing
- gauge 120 mm
- suitable for xGRID (when using installation track + 12 mm recess depth)

This product can be combined with the xGrid track. For more details, see page 605.

		EUR
Concealed rough parts	35 521 970 90	1,123.80

Required miscellaneous		EUR
 xGRID Installation track 555 mm	Concealed rough parts	12 360 970 90 106.80

Optional miscellaneous		EUR
 Pre-seal for xTOOL		90 29 05 031 00 90 80.00

Optional miscellaneous		EUR
 xGRID Attachment set for integrating in the dry wall construction	Concealed rough parts	12 340 970 90 107.50

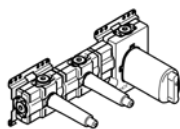
Optional miscellaneous		EUR
 Extension 28 mm		12 177 970 90 58.10

Optional miscellaneous		EUR
 Extension 46 mm		12 178 970 90 58.10

Optional miscellaneous		EUR
 Drybox Thermostat module with 2 valves	Drybox	39 521 970 90 1,096.60

- Overflow is part of the scope of delivery.

35 524 970









xTOOL Concealed thermostat module with 2 valves

- red brass, lead-free
- 2x back flow preventer
- 2x female thread 3/4" connections
- 1x female thread 3/4" outlet for additional valves
- 2x female thread 3/4" outlet
- 4x dust cover
- 4x anti-water packing
- soundproofing
- gauge 120 mm
- suitable for xGRID (when using installation track + 12 mm recess depth)

This product can be combined with the xGrid track. For more details, see page 605.

		EUR
Concealed rough parts	35 524 970 90	1,111.50

Required miscellaneous		EUR
 xGRID Installation track 555 mm	Concealed rough parts	12 360 970 90 106.80
Optional miscellaneous		EUR
 Pre-seal for xTOOL		90 29 05 031 00 90 80.00
Optional miscellaneous		EUR
 xGRID Attachment set for integrating in the dry wall construction	Concealed rough parts	12 340 970 90 107.50
Optional miscellaneous		EUR
 Extension 28 mm		12 177 970 90 58.10
Optional miscellaneous		EUR
 Extension 46 mm		12 178 970 90 58.10
Optional miscellaneous		EUR
 Leak protection 3/4" This article is needed 2x.	Leak protection	12 012 970 90 60.30



CL.1



CYO



IMO



Lissé



LULU



Madison



MEM



Meta



Tara.



VAIA



Shower



Concealed articles



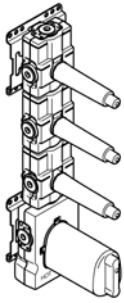
Miscellaneous



Kitchen

Concealed articles

35 531 970




xTOOL Concealed thermostat module with 3 valves

- red brass, lead-free
- 2x back flow preventer
- 2x female thread 3/4" connections
- 1x female thread 3/4" outlet for additional valves
- 3x female thread 3/4" outlet, right/left alternatively
- 4x dust cover
- 4x anti-water packing
- soundproofing
- gauge 120 mm
- suitable for xGRID (when using installation track + 12 mm recess depth)

This product can be combined with the xGrid track. For more details, see page 605.

		EUR
Concealed rough parts	35 531 970 90	1,207.70

Required miscellaneous		EUR
 xGRID Installation track 555 mm	Concealed rough parts	12 360 970 90 106.80

Optional miscellaneous		EUR
 Pre-seal for xTOOL		90 29 05 031 00 90 80.00

Optional miscellaneous		EUR
 xGRID Attachment set for integrating in the dry wall construction	Concealed rough parts	12 340 970 90 107.50

Optional miscellaneous		EUR
 Extension 28 mm		12 177 970 90 58.10

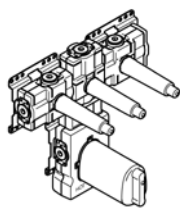
Optional miscellaneous		EUR
 Extension 46 mm		12 178 970 90 58.10

Optional miscellaneous		EUR
 Drybox Thermostat module with 3 valves	Drybox	39 531 970 90 1,207.50



Concealed articles

35 534 970



xTOOL Concealed thermostat module with 3 valves

- red brass, lead-free
- 2x back flow preventer
- 2x female thread 3/4" connections
- 1x female thread 3/4" outlet for additional valves
- 3x female thread 3/4" outlet
- 4x dust cover
- 4x anti-water packing
- soundproofing
- gauge 120 mm
- suitable for xGRID (when using installation track + 12 mm recess depth)

This product can be combined with the xGrid track. For more details, see page 605.

		EUR
Concealed rough parts	35 534 970 90	1,308.40

Required miscellaneous		EUR
 xGRID Installation track 555 mm	Concealed rough parts	12 360 970 90 106.80

Optional miscellaneous		EUR
 Pre-seal for xTOOL		90 29 05 031 00 90 80.00

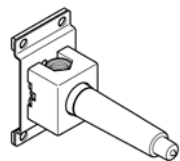
Optional miscellaneous		EUR
 xGRID Attachment set for integrating in the dry wall construction	Concealed rough parts	12 340 970 90 107.50

Optional miscellaneous		EUR
 Extension 28 mm		12 177 970 90 58.10

Optional miscellaneous		EUR
 Extension 46 mm		12 178 970 90 58.10

Optional miscellaneous		EUR
 Leak protection 3/4" This article is needed 2x.	Leak protection	12 012 970 90 60.30

35 607 970



Wall valve 1/2"

- red brass, lead-free
- female thread 1/2" connection
- 1x female thread 1/2" outlet
- dust cover
- anti-water packing
- soundproofing
- suitable for xGRID (when using installation track + 12 mm recess depth)

This product can be combined with the xGrid track. For more details, see page 605.

		EUR
Concealed rough parts	35 607 970 90	86.60

Optional miscellaneous		EUR
 Leak protection 1/2"	Leak protection	12 010 970 90 60.30



CL.1



CYO



IMO



Lissé



LULU



Madison



MEM



Meta



Tara.



VAIA



Shower



Concealed articles

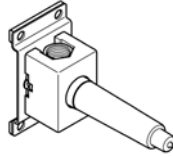

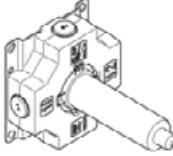
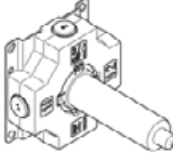
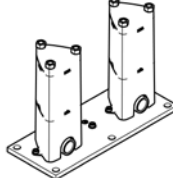
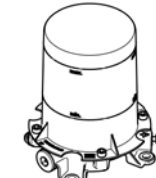



Miscellaneous

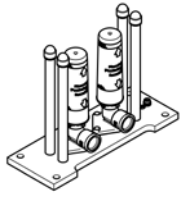


Kitchen

Concealed articles

35 608 970	Wall valve 3/4"	<ul style="list-style-type: none"> • red brass, lead-free • female thread 3/4" connection • 1x female thread 3/4" outlet • dust cover • anti-water packing • soundproofing • suitable for xGRID (when using installation track + 12 mm recess depth) 	Concealed rough parts	35 608 970 90	EUR 113.40			
	<p>This product can be combined with the xGrid track. For more details, see page 605.</p>	Optional miscellaneous	Leak protection	12 012 970 90	EUR 60.30			
	Leak protection 3/4"	35 202 970	NEW	Concealed two-way diverter	<ul style="list-style-type: none"> • red brass, lead-free • 1x male 1/2" connector • 2x female thread 1/2" outlet • cut-to-length spindle and sleeve • dust cover • anti-water packing • soundproofing 	Concealed rough parts	35 202 970 90	EUR 281.70
	Optional miscellaneous	Leak protection 1/2"	Leak protection	12 010 970 90	EUR 60.30			
35 203 970	NEW	Concealed three-way diverter	<ul style="list-style-type: none"> • red brass, lead-free • 1x female thread 1/2" connections • 3x female thread 1/2" outlet • cut-to-length spindle and sleeve • dust cover • anti-water packing • soundproofing 	Concealed rough parts	35 203 970 90	EUR 343.00		
	Optional miscellaneous	Leak protection 1/2"	Leak protection	12 010 970 90	EUR 60.30			
35 944 970	Concealed floor mounting	<ul style="list-style-type: none"> • stainless steel • 2x 1/2" connection angle • gauge 150 mm • 2x anti-water packing • 2x dust cover • soundproofing 	Concealed rough parts	35 944 970 90	EUR 512.00			
	Optional miscellaneous	Leak protection 1/2"	Leak protection	12 010 970 90	EUR 60.30			
This article is needed 2x.		35 945 970	Concealed floor mounting	<ul style="list-style-type: none"> • red brass, lead-free • 2x female thread 1/2" connections • dust cover • anti-water packing 	Concealed rough parts	35 945 970 90	EUR 799.60	
	Optional miscellaneous	Drybox for floor mounting	Drybox	38 945 970 90	EUR 631.30			
	• Overflow is part of the scope of delivery.		596 DORNBRACHT					

35 948 970



Concealed floor mounting

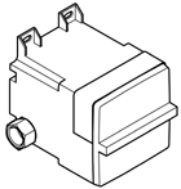
- 1x 1/2" connection angle
- dust cover
- anti-water packing

**Can only be combined with exposed trim parts
25 963 979-FF/ 25 964 979-FF.**

		EUR	
Concealed rough parts		35 948 970 90	799.60
Optional miscellaneous		EUR	
Leak protection 1/2"	Leak protection	12 010 970 90	60.30

This article is needed 2x.

35 205 970



Concealed wall installation box

- female thread 1/2" connection
- dust cover
- anti-water packing



Required miscellaneous

WATER POINTS Adapter plate

- adapter plate for mounting concealed rough parts 35 205 970 90 on the xGRID installation track.

		EUR	
Concealed rough parts		35 205 970 90	212.30
Required miscellaneous		EUR	
		12 305 970 90	34.30



Required miscellaneous

xGRID Installation track 555 mm

		EUR	
Concealed rough parts		12 360 970 90	106.80

Optional miscellaneous

Leak protection 1/2"

		EUR	
Leak protection		12 010 970 90	60.30

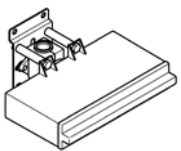


Optional miscellaneous

xGRID Attachment set for integrating in the dry wall construction

		EUR	
Concealed rough parts		12 340 970 90	107.50

35 206 970



Concealed wall installation box

- female thread 1/2" connection
- dust cover
- anti-water packing

This product can be combined with the xGrid track. For more details, see page 605.



Required miscellaneous

xGRID Installation track 555 mm

		EUR	
Concealed rough parts		35 206 970 90	287.20
Required miscellaneous		EUR	
		12 360 970 90	106.80

Optional miscellaneous

Leak protection 1/2"

		EUR	
Leak protection		12 010 970 90	60.30



Optional miscellaneous

xGRID Attachment set for integrating in the dry wall construction

		EUR	
Concealed rough parts		12 340 970 90	107.50



CL.1



CYO



IMO



Lissé



LULU



Madison



MEM



Meta



Tara



VAIA



Shower



Concealed articles



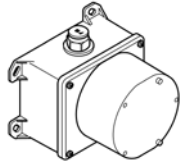
Miscellaneous



Kitchen

Concealed articles

35 741 970



eSET Touchfree Basin mixer with temperature setting for combining with wall-mounted fittings

- lead-free
- 2x male thread 1/2" connection
- 2x back flow preventer
- 2x integrated supply stop
- concealed installation
- min. recess depth 90 mm
- max. recess depth 125 mm

Can be combined with spouts from the Vaia, Lissé, CL.1, IMO, Tara., Tara Logic, Meta.02, Deque, Supernova, Symetrics, LULU and MEM series

Cannot be combined with spouts with a pull-rod pop-up waste.

Please combine with item no. 10 126 970-FF

Other series and finishes on request (x-TRA SERVICE)

		EUR
Concealed rough parts	35 741 970 90	298.60

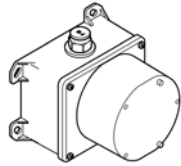
Optional miscellaneous

Leak protection 1/2"

This article is needed 2x.

		EUR
Leak protection	12 010 970 90	60.30

35 743 970



eSET Touchfree Basin mixer without temperature setting for combining with wall-mounted fittings

- lead-free
- 1x back flow preventer
- 1x male 1/2" connector
- dust cover
- 1x pre-seal
- concealed installation
- min. recess depth 90 mm
- max. recess depth 125 mm

Can be combined with spouts from the Vaia, Lissé, CL.1, IMO, Tara., Tara Logic, Meta.02, Deque, Supernova, Symetrics, LULU and MEM series

Cannot be combined with spouts with a pull-rod pop-up waste.

Please combine with item no. 10 126 970-FF

Other series and finishes on request (x-TRA SERVICE)

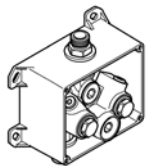
		EUR
Concealed rough parts	35 743 970 90	271.30

Optional miscellaneous

Leak protection 1/2"

		EUR
Leak protection	12 010 970 90	60.30

35 740 970



eSET Touchfree Basin mixer with temperature setting for combining with free-standing fittings

- lead-free
- 2x back flow preventer
- 2x male thread 1/2" connection
- outlet with high-pressure hose
- surface-mounted installation

Can be combined with spouts from the Vaia, Lissé, CL.1, IMO, Tara., Tara Logic, Meta.02, Deque, Supernova, Symetrics, LULU and MEM series

Cannot be combined with spouts with a pull-rod pop-up waste.

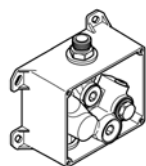
Please combine with item no. 10 126 970-FF

Not suitable for combination with steel basins.

Other series and finishes on request (x-TRA SERVICE)

		EUR
Concealed rough parts	35 740 970 90	298.60

35 742 970



eSET Touchfree Basin mixer without temperature setting for combining with free-standing fittings

- lead-free
- 1x back flow preventer
- 1x male 1/2" connector
- surface-mounted installation

Can be combined with spouts from the Vaia, Lissé, CL.1, IMO, Tara., Tara Logic, Meta.02, Deque, Supernova, Symetrics, LULU and MEM series

Cannot be combined with spouts with a pull-rod pop-up waste.

Please combine with item no. 10 126 970-FF

Other series and finishes on request (x-TRA SERVICE)

		EUR
Concealed rough parts	35 742 970 90	271.30

42 765 970



eSET Touchfree Basin mixer with temperature setting

- automatic hygiene flush
- suitable for thermal disinfection
- adjustable follow-up time
- high-frequency sensors with self-calibration
- magnetic valve
- temperature setting via thermostat
- 100-240 V AC / 12 V DC, 50-60 Hz, 18 W power supply unit, incl. country-specific adapter set

Cannot be combined with basins in conducting materials (e.g. steel, river stone).

Cannot be combined with basins that have a closing drain.

42 765 970 90 **EUR**
654.40



Required miscellaneous

eSET Touchfree Basin mixer with temperature setting for combining with free-standing fittings

For details and miscellaneous, see page 598.

Concealed rough parts 35 740 970 90 **EUR**
298.60



Required miscellaneous

eSET Touchfree Basin mixer with temperature setting for combining with wall-mounted fittings

- min. recess depth 90 mm
- max. recess depth 125 mm

For details and miscellaneous, see page 598.

Concealed rough parts 35 741 970 90 **EUR**
298.60

Optional miscellaneous

Extension for Touchfree 500 mm

12 765 970 90 **EUR**
86.00

42 766 970



eSET Touchfree Basin mixer without temperature setting

- automatic hygiene flush
- suitable for thermal disinfection
- adjustable follow-up time
- high-frequency sensors with self-calibration
- magnetic valve
- 100-240 V AC / 12 V DC, 50-60 Hz, 18 W power supply unit, incl. country-specific adapter set

Cannot be combined with basins in conducting materials (e.g. steel, river stone).

Cannot be combined with basins that have a closing drain.

42 766 970 90 **EUR**
545.30



Required miscellaneous

eSET Touchfree Basin mixer without temperature setting for combining with free-standing fittings

For details and miscellaneous, see page 598.

Concealed rough parts 35 742 970 90 **EUR**
271.30



Required miscellaneous

eSET Touchfree Basin mixer without temperature setting for combining with wall-mounted fittings

- min. recess depth 90 mm
- max. recess depth 125 mm

For details and miscellaneous, see page 598.

Concealed rough parts 35 743 970 90 **EUR**
271.30

Optional miscellaneous

Extension for Touchfree 500 mm

12 765 970 90 **EUR**
86.00



CL.1



CYO



IMO



Lissé



LULU



Madison



MEM



Meta



Tara



VAIA



Shower



Concealed articles









Miscellaneous




Kitchen

Concealed articles

35 610 970	NEW	RAINMOON Concealed rain panel	EUR
		• concealed rough parts	Concealed rough parts 35 610 970 90 6,813.10
	1x rain panel for ceiling installation <ul style="list-style-type: none"> • Aquacircle: circular rain curtain with 72 jets, max. 6,8 l/min • Tempest: natural rain with 48 jets, max. 5 l/min • Ceiling installation enclosure 1356 x 1356 x 290 mm • Opening diameter 1252 mm • Ceiling construction with adequate structural strength for the permanent attachment of the device (weight: 57.5 kg / 127 lbs. (US)). M8 threaded bolts (minimum strength: 2000 N) are required to secure the ceiling module 		
		Optional miscellaneous	EUR
	Leak protection 3/4" This article is needed 2x.		Leak protection 12 012 970 90 60.30
35 615 970	NEW	RAINMOON Concealed rain panel with color light	EUR
		• concealed rough parts	Concealed rough parts 35 615 970 90 6,813.10
	1x rain panel for ceiling installation <ul style="list-style-type: none"> • Aquacircle: circular rain curtain with 72 jets, max. 12 l/min • Tempest: natural rain with 48 jets, max. 10 l/min • Ceiling installation enclosure 1356 x 1356 x 290 mm • Opening diameter 1252 mm • Ceiling construction with adequate structural strength for the permanent attachment of the device (weight: 57.5 kg / 127 lbs. (US)). M8 threaded bolts (minimum strength: 2000 N) are required to secure the ceiling module • Provided by customer: Zigbee gateway 		
		Optional miscellaneous	EUR
	Leak protection 3/4" This article is needed 2x.		Leak protection 12 012 970 90 60.30
35 630 970	NEW	AQUAMOON EMBRACE Concealed rain panel with color light	EUR
		• concealed rough parts	Concealed rough parts 35 630 970 90 7,255.30
	1x rain panel for ceiling installation <ul style="list-style-type: none"> • Aquacircle: circular rain curtain with 72 jets, max. 12 l/min • Tempest: natural rain with 48 jets, max. 10 l/min • Queen's Collar: rounded cascade, max. 23 l/min • Embrace: rounded cascade, max. 60 l/min • Ceiling installation enclosure 1356 x 1356 x 290 mm • Opening diameter 1252 mm • Ceiling construction with adequate structural strength for the permanent attachment of the device (weight: 57.5 kg / 127 lbs. (US)). M8 threaded bolts (minimum strength: 2000 N) are required to secure the ceiling module • Provided by customer: Zigbee gateway 		
		Optional miscellaneous	EUR
	Leak protection 3/4" This article is needed 5x.		Leak protection 12 012 970 90 60.30

35 620 970

**AQUAMOON Concealed rain panel**

- concealed rough parts

1x rain panel for ceiling installation

- Aquacircle: circular rain curtain with 72 jets, max. 12 l/min
- Tempest: natural rain with 48 jets, max. 10 l/min
- Queen's Collar: rounded cascade, max. 24 l/min
- Ceiling installation enclosure 1356 x 1356 x 290 mm
- Opening diameter 1252 mm
- Ceiling construction with adequate structural strength for the permanent attachment of the device (weight: 57.5 kg / 127 lbs. (US)). M8 threaded bolts (minimum strength: 2000 N) are required to secure the ceiling module



Optional miscellaneous

Leak protection 3/4"**This article is needed 3x.**


Leak protection

35 620 970 90 7,255.30

EUR

35 625 970

NEW

**AQUAMOON Concealed rain panel with color light**

- concealed rough parts

1x rain panel for ceiling installation

- Aquacircle: circular rain curtain with 72 jets, max. 12 l/min
- Tempest: natural rain with 48 jets, max. 10 l/min
- Queen's Collar: rounded cascade, max. 24 l/min
- Ceiling installation enclosure 1356 x 1356 x 290 mm
- Opening diameter 1252 mm
- Ceiling construction with adequate structural strength for the permanent attachment of the device (weight: 57.5 kg / 127 lbs. (US)). M8 threaded bolts (minimum strength: 2000 N) are required to secure the ceiling module
- Provided by customer: Zigbee gateway



Optional miscellaneous

Leak protection 3/4"**This article is needed 3x.**

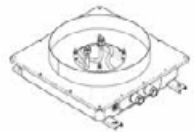
Leak protection

35 625 970 90 7,255.30

Concealed rough parts

EUR

35 033 970

**Concealed ceiling installation box for recessed ceiling installation**

- concealed rough parts
- 2x female thread 1/2" connections
- flush-mounted installation box Ø 360 mm RAL 9003 signal white

Optional miscellaneous

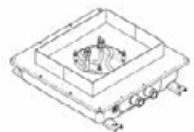
Leak protection 1/2"**This article is needed 2x.**

Leak protection

35 033 970 90 950.20

EUR

35 043 970

**Concealed ceiling installation box for recessed ceiling installation**

- concealed rough parts
- 2x female thread 1/2" connections
- flush-mounted RAL 9003 signal white light reflection box 310 x 250 mm

Optional miscellaneous

Leak protection 1/2"**This article is needed 2x.**

Leak protection

35 043 970 90 950.20

EUR



CL.1



CYO



IMO



Lissé



LULU



Madison



MEM



Meta



Tara.



VAIA



Shower



Concealed articles

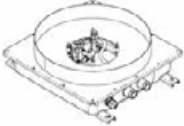

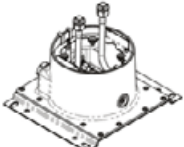
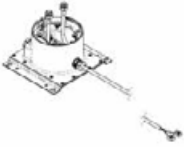


Miscellaneous

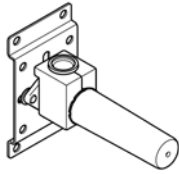


Kitchen

Concealed articles

35 034 970	Concealed ceiling installation box for recessed ceiling installation with light	EUR
	<ul style="list-style-type: none"> • concealed rough parts • 2x female thread 1/2" connections • flush-mounted reflection box Ø 360 mm RAL 9003 signal white • Supply pipe 7 m • Input 100-240 V AC 50-60Hz • Output 12 V DC SELV / Class II • ZigBee Light Link RGBW controller • Provided by customer: Zigbee gateway 	35 034 970 90 1,426.50
	Optional miscellaneous	EUR
	Leak protection 1/2"	Leak protection 12 010 970 90 60.30
	This article is needed 2x.	
35 044 970	Concealed ceiling installation box for recessed ceiling installation with light	EUR
	<ul style="list-style-type: none"> • concealed rough parts • 2x female thread 1/2" connections • flush-mounted installation box 360 x 300 mm RAL 9003 signal white • Supply pipe 7 m • Input 100-240 V AC 50-60Hz • Output 12 V DC SELV / Class II • ZigBee Light Link RGBW controller • Provided by customer: Zigbee gateway 	35 044 970 90 1,426.50
	Optional miscellaneous	EUR
	Leak protection 1/2"	Leak protection 12 010 970 90 60.30
	This article is needed 2x.	
35 041 970	Concealed ceiling installation box with ceiling fixing	EUR
	<ul style="list-style-type: none"> • concealed rough parts • 2x female thread 1/2" connections 	35 041 970 90 473.90
	Optional miscellaneous	EUR
	Leak protection 1/2"	Leak protection 12 010 970 90 60.30
	This article is needed 2x.	
35 042 970	Concealed ceiling installation box for surface-mounted ceiling installation with light	EUR
	<ul style="list-style-type: none"> • concealed rough parts • 2x female thread 1/2" connections • Supply pipe 7 m • Input 100-240 V AC 50-60Hz • Output 350 mA SELV / Class II • ZigBee Light Link RGBW controller • Provided by customer: Light switch 	35 042 970 90 712.00
	Optional miscellaneous	EUR
	Leak protection 1/2"	Leak protection 12 010 970 90 60.30
	This article is needed 2x.	

35 085 970



Concealed wall elbow

- red brass, lead-free
- female thread 1/2" connection
- 1x female thread 1/2" outlet
- dust cover
- anti-water packing
- soundproofing

For wall-mounted spouts and wall outlet elbows with 1/2" connection.

Concealed rough parts	35 085 970 90	EUR 116.90
-----------------------	----------------------	-------------------

Optional miscellaneous

Leak protection 1/2"	Leak protection	12 010 970 90	EUR 60.30
-----------------------------	-----------------	----------------------	------------------



CL.1



CYO



IMO



Lissé



LULU



Madison



MEM



Meta



Tara.



VAIA



Shower



Concealed articles



Miscellaneous

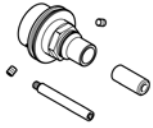


Kitchen

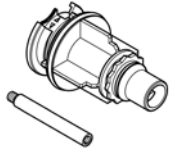
Concealed articles

Accessories

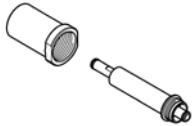
12 177 970	Extension 28 mm for xTOOL thermostat modules 35 503 / 511 / 521 / 531 / 524 / 534 970 90	12 177 970 90	EUR 58.10
------------	--	---------------	--------------



12 178 970	Extension 46 mm for xTOOL thermostat modules 35 503 / 511 / 521 / 531 / 524 / 534 970 90	12 178 970 90	EUR 58.10
------------	--	---------------	--------------



12 179 970	Extension 25 mm for wall mounting 35 003 970 90 Can only be combined with exposed trim parts 36 804 661- FF.	12 179 970 90	EUR 187.60
------------	---	---------------	---------------



12 190 970	Extension 25 mm • up to 25 mm: 1 x 12 190 970 90 • 26 mm - 50 mm: 2 x 12 190 970 90 for concealed single-lever shower and bath mixer 36 02X SSS-FF	12 190 970 90	EUR 208.30
------------	--	---------------	---------------



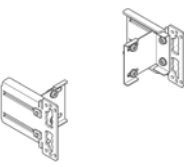

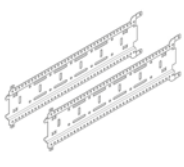
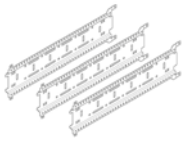



12 191 970	Extension 25 mm • up to 25 mm: 1 x 12 191 970 90 • 26 mm - 50 mm: 2 x 12 191 970 90 for concealed single-lever shower and bath mixer 36 12X SSS-FF	12 191 970 90	EUR 248.80
------------	--	---------------	---------------



12 869 970	Extension 20 mm • up to 20 mm: 1 x 12 869 970 90 • 21 mm - 40 mm: 2 x 12 869 970 90 for 35 860 970 90 Can only be combined with exposed trim parts 36 86X SSS-FF.	12 869 970 90	EUR 148.00
------------	--	---------------	---------------



<p>12 870 970</p> 	<p>Extension 20 mm</p> <ul style="list-style-type: none"> • up to 20 mm: 1 x 12 870 970 90 • 21 mm - 40 mm: 2 x 12 870 970 90 <p>for 35 860 970 90</p> <p>Can only be combined with exposed trim parts 36 86 x 664-FF.</p>	<p style="text-align: right;">EUR</p> <hr/> <p style="text-align: right;">12 870 970 90 202.40</p>
<p>12 880 970</p> 	<p>Adapter for reversed water connections</p> <p>for 35 860 970 90</p> <p>Not suitable for combining with META PURE (36 86 x 664-FF).</p>	<p style="text-align: right;">EUR</p> <hr/> <p style="text-align: right;">12 880 970 90 202.40</p>
<p>12 340 970</p> 	<p>xGRID Attachment set for integrating in the dry wall construction</p> <ul style="list-style-type: none"> • width 135 mm • height 135 mm • depth 33 mm • variable across the range <p>More about integrating xGRID in the dry wall construction can be found in the Shower Book brochure</p>	<p style="text-align: right;">EUR</p> <hr/> <p>Concealed rough parts 12 340 970 90 107.50</p>
<p>12 360 970</p> 	<p>xGRID Installation track 555 mm</p> <ul style="list-style-type: none"> • width 555 mm • height 135 mm • depth 12 mm • retaining screws and plugs <p>More about the xGRID installation track can be found in the Shower Book brochure</p>	<p style="text-align: right;">EUR</p> <hr/> <p>Concealed rough parts 12 360 970 90 106.80</p>
<p>12 370 970</p> 	<p>xGRID Installation track set</p> <ul style="list-style-type: none"> • width 555 mm • height 135 mm • depth 12 mm • retaining screws and plugs <p>This set contains 2 xGrid installation tracks and includes fixing material</p> <p>More about the xGRID installation track can be found in the Shower Book brochure</p>	<p style="text-align: right;">EUR</p> <hr/> <p>Concealed rough parts 12 370 970 90 186.80</p>
<p>12 380 970</p> 	<p>xGRID Installation track set</p> <ul style="list-style-type: none"> • width 555 mm • height 135 mm • depth 12 mm • retaining screws and plugs <p>This set contains 3 xGrid installation tracks and includes fixing material</p> <p>More about the xGRID installation track can be found in the Shower Book brochure</p>	<p style="text-align: right;">EUR</p> <hr/> <p>Concealed rough parts 12 380 970 90 267.10</p>
<p>12 012 970</p> 	<p>Leak protection 3/4"</p> <ul style="list-style-type: none"> • coupling, 3/4" • rubber sleeve • plastic cap 	<p style="text-align: right;">EUR</p> <hr/> <p>Leak protection 12 012 970 90 60.30</p>



CL.1



CYO



IMO



Lissé



LULU



Madison



MEM



Meta



Tara.



VAIA



Shower



Concealed articles



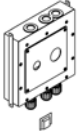


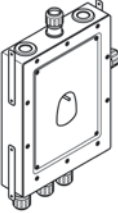
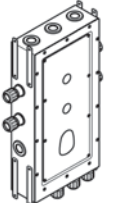








Miscellaneous



Kitchen

Concealed articles

XS-08 7789	Drybox Concealed thermostat	Drybox	XS-08 7789	EUR 667.70
 <p>Example Image</p>	<ul style="list-style-type: none"> • brushed stainless steel cover • Overflow is part of the scope of delivery. • stainless steel casing 			
XS-083952ff	Drybox Concealed thermostat	Drybox	XS-08 3952	EUR 634.00
 <p>Example Image</p>	<ul style="list-style-type: none"> • brushed stainless steel cover • Overflow is part of the scope of delivery. • stainless steel casing 			
39 807 970	Drybox Wall-mounted single-lever basin mixer Mixer on right/left/or above	Drybox	39 807 970 90	EUR 583.50
	<ul style="list-style-type: none"> • Dimensions 300 x 300 x 80 mm • brushed stainless steel cover • stainless steel casing • Overflow is part of the scope of delivery. 			
39 121 970	Drybox Concealed single-lever mixer with and without diverter	Drybox	39 121 970 90	EUR 786.80
	<ul style="list-style-type: none"> • Dimensions 300 x 400 x 80 mm • brushed stainless steel cover • stainless steel casing • Overflow is part of the scope of delivery. 			
39 426 970	Drybox Concealed thermostat	Drybox	39 426 970 90	EUR 837.90
	<ul style="list-style-type: none"> • Dimensions 300 x 400 x 80 mm • brushed stainless steel cover • stainless steel casing • Overflow is part of the scope of delivery. 			
39 503 970	NEW Drybox Thermostat module without volume control	Drybox	39 503 970 90	EUR 789.50
	<ul style="list-style-type: none"> • Dimensions 300 x 400 x 80 mm • brushed stainless steel cover • stainless steel casing • Overflow is part of the scope of delivery. 			
39 521 970	NEW Drybox Thermostat module with 2 valves	Drybox	39 521 970 90	EUR 1,096.60
	<ul style="list-style-type: none"> • Dimensions 300 x 600 x 108 mm • brushed stainless steel cover • stainless steel casing • Overflow is part of the scope of delivery. 			

XS-08 3953		Drybox Concealed thermostat <ul style="list-style-type: none"> • brushed stainless steel cover • Overflow is part of the scope of delivery. • stainless steel casing 	Drybox	XS-08 3953	EUR 1,818.50
					
39 531 970	NEW	Drybox Thermostat module with 3 valves <ul style="list-style-type: none"> • Dimensions 300 x 800 x 108 mm • brushed stainless steel cover • stainless steel casing • Overflow is part of the scope of delivery. 	Drybox	39 531 970 90	EUR 1,207.50
					
XS-08 3954		Drybox Concealed thermostat <ul style="list-style-type: none"> • brushed stainless steel cover • Overflow is part of the scope of delivery. • stainless steel casing 	Drybox	XS-08 3954	EUR 1,818.50
					
XS-08 7690		Drybox Concealed thermostat <ul style="list-style-type: none"> • brushed stainless steel cover • Overflow is part of the scope of delivery. • stainless steel casing 	Drybox	XS-08 7690	EUR 914.20
					
XS-08 3955		Drybox Concealed thermostat <ul style="list-style-type: none"> • brushed stainless steel cover • Overflow is part of the scope of delivery. • stainless steel casing 	Drybox	XS-08 3955	EUR 851.50
					
38 945 970		Drybox for floor mounting <ul style="list-style-type: none"> • Dimensions 300 x 300 x 80 mm • brushed stainless steel cover • stainless steel casing • Overflow is part of the scope of delivery. 	Drybox	38 945 970 90	EUR 631.30
					



CL.1



CYO



IMO



Lissé



LULU



Madison



MEM



Meta



Tara.



VAIA



Shower



Concealed articles



Miscellaneous



Kitchen

Miscellaneous Installation Items



Washstand Bidet

from page 610

Shower Bath

from page 614



CL.1



CYO



IMO



Lissé



LULU



Madison



MEM



Meta



Tara.



VAIA



Shower



Concealed
articles



Miscellaneous



Kitchen

Detailed product information, documents, dimensional drawings and 3D objects can be found online at www.dornbracht.com.

Miscellaneous

22 900 360



- Angle valve**
- rosette Ø 60 mm
 - porcelain insert COLD

		EUR
Chrome	22 900 360-00	203.80
Platinum	22 900 360-08	326.20
Brushed Platinum	22 900 360-06	326.20
Durabrand (23kt Gold)	22 900 360-09	407.60
Brushed Durabrand (23kt Gold)	22 900 360-28	407.60
Brushed Dark Platinum	22 900 360-99	366.80

22 900 361



- Angle valve**
- rosette Ø 60 mm
 - porcelain insert HOT

		EUR
Chrome	22 900 361-00	203.80
Platinum	22 900 361-08	326.20
Brushed Platinum	22 900 361-06	326.20
Durabrand (23kt Gold)	22 900 361-09	407.60
Brushed Durabrand (23kt Gold)	22 900 361-28	407.60
Brushed Dark Platinum	22 900 361-99	366.80

22 900 892



- Angle valve**
- rosette Ø 55 mm
 - hose covering 200 mm, for shortening

		EUR
Chrome	22 900 892-00	196.20
Platinum	22 900 892-08	313.80
Brushed Platinum	22 900 892-06	313.80
Champagne (22kt Gold)	22 900 892-47	392.40
Brushed Champagne (23kt Gold)	22 900 892-46	392.40
Brushed Durabrand (23kt Gold)	22 900 892-28	392.40
Dark Chrome	22 900 892-19	294.30
Brushed Dark Platinum	22 900 892-99	353.20
Matte Black	22 900 892-33	264.90

22 901 782



- Angle valve**
- rosette 60 x 60 mm
 - hose covering 200 mm, for shortening
 - 1/2" connection

		EUR
Chrome	22 901 782-00	204.70
Platinum	22 901 782-08	327.60
Brushed Platinum	22 901 782-06	327.60
Brushed Champagne (23kt Gold)	22 901 782-46	409.40
Brushed Durabrand (23kt Gold)	22 901 782-28	409.40
Dark Chrome	22 901 782-19	307.20
Brushed Dark Platinum	22 901 782-99	368.60
Matte Black	22 901 782-33	276.60

12 715 970



Cover for tap hole

		EUR
Chrome	12 715 970-00	40.90
Brushed Chrome	12 715 970-93	53.20
Platinum	12 715 970-08	65.40
Brushed Platinum	12 715 970-06	65.40
Champagne (22kt Gold)	12 715 970-47	81.80
Brushed Champagne (23kt Gold)	12 715 970-46	81.80
Durabrand (23kt Gold)	12 715 970-09	81.80
Brushed Durabrand (23kt Gold)	12 715 970-28	81.80
Dark Chrome	12 715 970-19	61.30
Brushed Dark Platinum	12 715 970-99	73.60
Matte Black	12 715 970-33	55.20



10 300 970



Basin Waste 1 1/4"

- length of knee lever 185 mm
- Only suitable for basins with an overflow.

		EUR
Chrome	10 300 970-00	74.80
Brushed Chrome	10 300 970-93	97.20
Platinum	10 300 970-08	119.80
Brushed Platinum	10 300 970-06	119.80
Champagne (22kt Gold)	10 300 970-47	149.60
Brushed Champagne (23kt Gold)	10 300 970-46	149.60
Durabrand (23kt Gold)	10 300 970-09	149.60
Brushed Durabrand (23kt Gold)	10 300 970-28	149.60
Dark Chrome	10 300 970-19	112.30
Brushed Dark Platinum	10 300 970-99	134.60
Matte Black	10 300 970-33	101.10

10 125 970



Basin Waste with push fastening 1 1/4"

Only suitable for basins with an overflow.

		EUR
Chrome	10 125 970-00	85.20
Brushed Chrome	10 125 970-93	110.80
Platinum	10 125 970-08	136.50
Brushed Platinum	10 125 970-06	136.50
Champagne (22kt Gold)	10 125 970-47	170.40
Brushed Champagne (23kt Gold)	10 125 970-46	170.40
Durabrand (23kt Gold)	10 125 970-09	170.40
Brushed Durabrand (23kt Gold)	10 125 970-28	170.40
Dark Chrome	10 125 970-19	128.00
Brushed Dark Platinum	10 125 970-99	153.50
Matte Black	10 125 970-33	115.00

10 126 970



Basin Waste without press-closing 1 1/4"

Only suitable for sinks without an overflow.

		EUR
Chrome	10 126 970-00	85.80
Brushed Chrome	10 126 970-93	111.50
Platinum	10 126 970-08	137.20
Brushed Platinum	10 126 970-06	137.20
Champagne (22kt Gold)	10 126 970-47	171.60
Brushed Champagne (23kt Gold)	10 126 970-46	171.60
Durabrand (23kt Gold)	10 126 970-09	171.60
Brushed Durabrand (23kt Gold)	10 126 970-28	171.60
Dark Chrome	10 126 970-19	128.60
Brushed Dark Platinum	10 126 970-99	154.50
Matte Black	10 126 970-33	115.90

10 200 970



Basin Waste with knob for deck mounting 1 1/4"

Only suitable for basins with an overflow.

		EUR
Chrome	10 200 970-00	155.30
Brushed Chrome	10 200 970-93	201.90
Platinum	10 200 970-08	248.40
Brushed Platinum	10 200 970-06	248.40
Champagne (22kt Gold)	10 200 970-47	310.60
Brushed Champagne (23kt Gold)	10 200 970-46	310.60
Durabrand (23kt Gold)	10 200 970-09	310.60
Brushed Durabrand (23kt Gold)	10 200 970-28	310.60
Dark Chrome	10 200 970-19	233.00
Brushed Dark Platinum	10 200 970-99	279.60
Matte Black	10 200 970-33	209.40



CL.1



CYO



IMO



Lissé



LULU



Madison



MEM



Meta



Tara



VAIA



Shower



Concealed articles



Miscellaneous



Kitchen

Miscellaneous

10 050 970

Siphon for bidet 1 1/4"
 • rosette Ø 65 mm



		EUR
Chrome	10 050 970-00	82.80
Brushed Chrome	10 050 970-93	107.60
Platinum	10 050 970-08	132.30
Brushed Platinum	10 050 970-06	132.30
Champagne (22kt Gold)	10 050 970-47	165.60
Brushed Champagne (23kt Gold)	10 050 970-46	165.60
Durabrass (23kt Gold)	10 050 970-09	165.60
Brushed Durabrass (23kt Gold)	10 050 970-28	165.60
Dark Chrome	10 050 970-19	124.20
Brushed Dark Platinum	10 050 970-99	149.00
Matte Black	10 050 970-33	111.90

10 040 970

Siphon for basin 1 1/4"
 • rosette Ø 80 mm



		EUR
Chrome	10 040 970-00	464.40
Platinum	10 040 970-08	742.80
Brushed Platinum	10 040 970-06	742.80
Champagne (22kt Gold)	10 040 970-47	928.80
Brushed Champagne (23kt Gold)	10 040 970-46	928.80
Durabrass (23kt Gold)	10 040 970-09	928.80
Brushed Durabrass (23kt Gold)	10 040 970-28	928.80
Dark Chrome	10 040 970-19	696.70
Brushed Dark Platinum	10 040 970-99	836.00

10 060 780

Siphon for basin 1 1/4"
 • rosette 78 x 78 mm



		EUR
Chrome	10 060 780-00	368.70
Platinum	10 060 780-08	590.00
Brushed Platinum	10 060 780-06	590.00
Brushed Champagne (23kt Gold)	10 060 780-46	737.40
Brushed Durabrass (23kt Gold)	10 060 780-28	737.40
Dark Chrome	10 060 780-19	553.10
Brushed Dark Platinum	10 060 780-99	663.70
Matte Black	10 060 780-33	498.00

10 060 970

Siphon for basin
 • rosette Ø 70 mm



		EUR
Chrome	10 060 970-00	322.30
Brushed Chrome	10 060 970-93	419.00
Platinum	10 060 970-08	515.80
Brushed Platinum	10 060 970-06	515.80
Champagne (22kt Gold)	10 060 970-47	644.60
Brushed Champagne (23kt Gold)	10 060 970-46	644.60
Durabrass (23kt Gold)	10 060 970-09	644.60
Brushed Durabrass (23kt Gold)	10 060 970-28	644.60
Dark Chrome	10 060 970-19	483.40
Brushed Dark Platinum	10 060 970-99	580.10
Matte Black	10 060 970-33	435.20

10 100 970

Grated waste 1 1/4"



		EUR
Chrome	10 100 970-00	42.20
Brushed Chrome	10 100 970-93	54.90
Platinum	10 100 970-08	67.30
Brushed Platinum	10 100 970-06	67.30
Champagne (22kt Gold)	10 100 970-47	84.40
Brushed Champagne (23kt Gold)	10 100 970-46	84.40
Durabrass (23kt Gold)	10 100 970-09	84.40
Brushed Durabrass (23kt Gold)	10 100 970-28	84.40
Dark Chrome	10 100 970-19	63.40



10 105 970



Grated waste 1 1/4"
 Only suitable for basins with an overflow.

		EUR
Chrome	10 105 970-00	55.60
Brushed Chrome	10 105 970-93	72.30
Platinum	10 105 970-08	88.80
Brushed Platinum	10 105 970-06	88.80
Champagne (22kt Gold)	10 105 970-47	111.20
Brushed Champagne (23kt Gold)	10 105 970-46	111.20
Durabrass (23kt Gold)	10 105 970-09	111.20
Brushed Durabrass (23kt Gold)	10 105 970-28	111.20
Dark Chrome	10 105 970-19	83.40
Brushed Dark Platinum	10 105 970-99	99.90
Matte Black	10 105 970-33	75.00

10 110 970



Grated waste 1 1/4"
 Only suitable for sinks without an overflow.

		EUR
Chrome	10 110 970-00	55.60
Brushed Chrome	10 110 970-93	72.30
Platinum	10 110 970-08	88.80
Brushed Platinum	10 110 970-06	88.80
Champagne (22kt Gold)	10 110 970-47	111.20
Brushed Champagne (23kt Gold)	10 110 970-46	111.20
Durabrass (23kt Gold)	10 110 970-09	111.20
Brushed Durabrass (23kt Gold)	10 110 970-28	111.20
Dark Chrome	10 110 970-19	83.40
Brushed Dark Platinum	10 110 970-99	99.90
Matte Black	10 110 970-33	75.00



CL.1



CYO



IMO



Lissé



LULU



Madison



MEM



Meta



Tara.



VAIA



Shower



Concealed articles



Miscellaneous



Kitchen

Miscellaneous

28 490 660

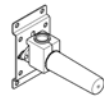


Wall elbow with integrated shower holder

- 3/8" shower outlet
- rosette Ø 60 mm
- 1/2" connection

Intrinsic protection against back flow.

		EUR
Chrome	28 490 660-00	214.10
Brushed Chrome	28 490 660-93	278.30
Platinum	28 490 660-08	342.30
Brushed Platinum	28 490 660-06	342.30
Champagne (22kt Gold)	28 490 660-47	428.20
Brushed Champagne (23kt Gold)	28 490 660-46	428.20
Brushed Durabronze (23kt Gold)	28 490 660-28	428.20
Dark Chrome	28 490 660-19	321.10
Brushed Dark Platinum	28 490 660-99	384.80
Matte Black	28 490 660-33	289.10



Optional miscellaneous

Concealed wall elbow

- min. recess depth 90 mm
- max. recess depth 163 mm

For details and miscellaneous, see page 603.

		EUR
Concealed rough parts	35 085 970 90	116.90

28 490 970

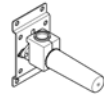


Wall elbow with integrated shower holder

- 3/8" shower outlet
- rosette 60 x 60 mm
- 1/2" connection

Intrinsic protection against back flow.

		EUR
Chrome	28 490 970-00	226.90
Platinum	28 490 970-08	363.30
Brushed Platinum	28 490 970-06	363.30
Brushed Champagne (23kt Gold)	28 490 970-46	453.80
Brushed Durabronze (23kt Gold)	28 490 970-28	453.80
Dark Chrome	28 490 970-19	340.50
Brushed Dark Platinum	28 490 970-99	408.00
Matte Black	28 490 970-33	306.30



Optional miscellaneous

Concealed wall elbow

- min. recess depth 90 mm
- max. recess depth 163 mm

For details and miscellaneous, see page 603.

		EUR
Concealed rough parts	35 085 970 90	116.90

28 450 370

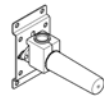


Wall elbow

- 1/2" shower outlet
- rosette Ø 60 mm
- 1/2" connection

Intrinsic protection against back flow.

		EUR
Chrome	28 450 370-00	112.40
Platinum	28 450 370-08	179.80
Brushed Platinum	28 450 370-06	179.80
Durabronze (23kt Gold)	28 450 370-09	224.80
Brushed Durabronze (23kt Gold)	28 450 370-28	224.80
Brushed Dark Platinum	28 450 370-99	202.40



Optional miscellaneous

Concealed wall elbow

- min. recess depth 90 mm
- max. recess depth 163 mm

For details and miscellaneous, see page 603.

		EUR
Concealed rough parts	35 085 970 90	116.90

28 450 410

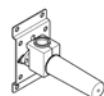


Wall elbow

- 1/2" shower outlet
- rosette Ø 55 mm
- 1/2" connection

Intrinsic protection against back flow.

		EUR
Chrome	28 450 410-00	101.70
Platinum	28 450 410-08	162.60
Brushed Platinum	28 450 410-06	162.60
Durabronze (23kt Gold)	28 450 410-09	203.40
Brushed Durabronze (23kt Gold)	28 450 410-28	203.40
Brushed Dark Platinum	28 450 410-99	183.00



Optional miscellaneous

Concealed wall elbow

- min. recess depth 90 mm
- max. recess depth 163 mm

For details and miscellaneous, see page 603.

		EUR
Concealed rough parts	35 085 970 90	116.90



28 450 625



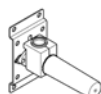
Wall elbow

- 3/8" shower outlet
- rosette Ø 55 mm
- 1/2" connection

Intrinsic protection against back flow.

		EUR
Chrome	28 450 625-00	110.10
Brushed Chrome	28 450 625-93	143.10
Platinum	28 450 625-08	176.30
Brushed Platinum	28 450 625-06	176.30
Champagne (22kt Gold)	28 450 625-47	220.20
Brushed Champagne (23kt Gold)	28 450 625-46	220.20
Brushed Durabronze (23kt Gold)	28 450 625-28	220.20
Dark Chrome	28 450 625-19	165.20
Brushed Dark Platinum	28 450 625-99	198.20
Matte Black	28 450 625-33	148.40

Optional miscellaneous



Concealed wall elbow

- min. recess depth 90 mm
- max. recess depth 163 mm

For details and miscellaneous, see page 603.

		EUR
Concealed rough parts	35 085 970 90	116.90

28 450 710



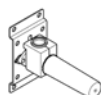
Wall elbow

- 3/8" shower outlet
- rosette 78 x 55 mm
- 1/2" connection

Intrinsic protection against back flow.

		EUR
Chrome	28 450 710-00	164.30
Brushed Platinum	28 450 710-06	262.50

Optional miscellaneous



Concealed wall elbow

- min. recess depth 90 mm
- max. recess depth 163 mm

For details and miscellaneous, see page 603.

		EUR
Concealed rough parts	35 085 970 90	116.90

28 450 845



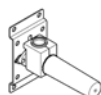
Wall elbow

- 3/8" shower outlet
- rosette 60 x 78 mm
- 1/2" connection

Intrinsic protection against back flow.

		EUR
Chrome	28 450 845-00	114.60
Brushed Platinum	28 450 845-06	183.30
Matte Black	28 450 845-33	154.70

Optional miscellaneous



Concealed wall elbow

- min. recess depth 90 mm
- max. recess depth 163 mm

For details and miscellaneous, see page 603.

		EUR
Concealed rough parts	35 085 970 90	116.90

28 450 980



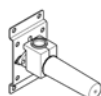
Wall elbow

- 3/8" shower outlet
- rosette 60 x 60 mm
- 1/2" connection

Intrinsic protection against back flow.

		EUR
Chrome	28 450 980-00	157.20
Brushed Chrome	28 450 980-93	204.40
Platinum	28 450 980-08	251.70
Brushed Platinum	28 450 980-06	251.70
Champagne (22kt Gold)	28 450 980-47	314.40
Brushed Champagne (23kt Gold)	28 450 980-46	314.40
Brushed Durabronze (23kt Gold)	28 450 980-28	314.40
Dark Chrome	28 450 980-19	236.00
Brushed Dark Platinum	28 450 980-99	283.00
Matte Black	28 450 980-33	212.30

Optional miscellaneous



Concealed wall elbow

- min. recess depth 90 mm
- max. recess depth 163 mm

For details and miscellaneous, see page 603.

		EUR
Concealed rough parts	35 085 970 90	116.90



CL.1



CYO



IMO



Lissé



LULU



Madison



MEM



Meta



Tara



VAIA



Shower



Concealed articles



Miscellaneous



Kitchen

Miscellaneous

28 450 809

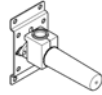


Wall elbow

- 3/8" shower outlet
- rosette Ø 60 mm
- 1/2" connection

Intrinsic protection against back flow.

		EUR
Chrome	28 450 809-00	127.80
Platinum	28 450 809-08	204.30
Brushed Platinum	28 450 809-06	204.00
Champagne (22kt Gold)	28 450 809-47	255.60
Brushed Champagne (23kt Gold)	28 450 809-46	255.60
Brushed Durabronze (23kt Gold)	28 450 809-28	255.60
Dark Chrome	28 450 809-19	191.60
Brushed Dark Platinum	28 450 809-99	229.90



Optional miscellaneous

Concealed wall elbow

- min. recess depth 90 mm
- max. recess depth 163 mm

For details and miscellaneous, see page 603.

		EUR
Concealed rough parts	35 085 970 90	116.90

28 050 625



Wall bracket

- rosette Ø 55 mm

		EUR
Chrome	28 050 625-00	153.80
Brushed Chrome	28 050 625-93	199.90
Brushed Platinum	28 050 625-06	246.20
Brushed Durabronze (23kt Gold)	28 050 625-28	307.60
Dark Chrome	28 050 625-19	230.60
Brushed Dark Platinum	28 050 625-99	276.70
Matte Black	28 050 625-33	207.70

28 050 845



Wall bracket

- rosette 60 x 78 mm

		EUR
Chrome	28 050 845-00	147.60
Brushed Platinum	28 050 845-06	236.10
Matte Black	28 050 845-33	199.20

28 050 892



Wall bracket

- rosette Ø 55 mm

		EUR
Chrome	28 050 892-00	176.50
Brushed Chrome	28 050 892-93	229.50
Platinum	28 050 892-08	282.50
Brushed Platinum	28 050 892-06	282.50
Champagne (22kt Gold)	28 050 892-47	353.00
Brushed Champagne (23kt Gold)	28 050 892-46	353.00
Brushed Durabronze (23kt Gold)	28 050 892-28	353.00
Dark Chrome	28 050 892-19	264.70
Brushed Dark Platinum	28 050 892-99	317.60
Matte Black	28 050 892-33	238.20

28 050 980



Wall bracket

- rosette 60 x 60 mm

		EUR
Chrome	28 050 980-00	204.10
Platinum	28 050 980-08	326.90
Brushed Platinum	28 050 980-06	326.90
Champagne (22kt Gold)	28 050 980-47	408.20
Brushed Champagne (23kt Gold)	28 050 980-46	408.20
Brushed Durabronze (23kt Gold)	28 050 980-28	408.20
Dark Chrome	28 050 980-19	306.20
Brushed Dark Platinum	28 050 980-99	367.40
Matte Black	28 050 980-33	275.60



28 050 809

Wall bracket
• rosette Ø 60 mm



		EUR
Chrome	28 050 809-00	194.00
Platinum	28 050 809-08	310.40
Brushed Platinum	28 050 809-06	311.10
Champagne (22kt Gold)	28 050 809-47	388.00
Brushed Champagne (23kt Gold)	28 050 809-46	388.00
Brushed Durabross (23kt Gold)	28 050 809-28	388.00
Dark Chrome	28 050 809-19	291.00
Brushed Dark Platinum	28 050 809-99	349.50

28 060 970

Wall bracket swivel



		EUR
Chrome	28 060 970-00	188.20
Brushed Chrome	28 060 970-93	244.70
Platinum	28 060 970-08	301.40
Brushed Platinum	28 060 970-06	301.40
Champagne (22kt Gold)	28 060 970-47	376.40
Brushed Champagne (23kt Gold)	28 060 970-46	376.40
Brushed Durabross (23kt Gold)	28 060 970-28	376.40
Dark Chrome	28 060 970-19	282.40
Brushed Dark Platinum	28 060 970-99	338.90
Matte Black	28 060 970-33	254.30

12 570 970

Slide unit
• for pipe diameter 23.5 mm



		EUR
Chrome	12 570 970-00	130.40
Brushed Chrome	12 570 970-93	169.50
Platinum	12 570 970-08	208.90
Brushed Platinum	12 570 970-06	208.90
Champagne (22kt Gold)	12 570 970-47	260.80
Brushed Champagne (23kt Gold)	12 570 970-46	260.80
Brushed Durabross (23kt Gold)	12 570 970-28	260.80
Dark Chrome	12 570 970-19	195.50
Brushed Dark Platinum	12 570 970-99	234.90
Matte Black	12 570 970-33	176.30

12 580 970

Slide unit
• for pipe diameter 18 mm



		EUR
Chrome	12 580 970-00	130.40
Brushed Chrome	12 580 970-93	169.50
Platinum	12 580 970-08	208.90
Brushed Platinum	12 580 970-06	208.90
Champagne (22kt Gold)	12 580 970-47	260.80
Brushed Champagne (23kt Gold)	12 580 970-46	260.80
Brushed Durabross (23kt Gold)	12 580 970-28	260.80
Dark Chrome	12 580 970-19	195.50
Brushed Dark Platinum	12 580 970-99	234.90
Matte Black	12 580 970-33	176.30



CL.1



CYO



IMO



Lissé



LULU



Madison



MEM



Meta



Tara.



VAIA



Shower



Concealed articles



Miscellaneous



Kitchen

Miscellaneous

36 243 970



Pop-up waste and overflow
 • drain Ø 52 mm
 Also suitable for king-size baths.

		EUR
Chrome	36 243 970-00	210.40
Brushed Chrome	36 243 970-93	273.50
Platinum	36 243 970-08	336.90
Brushed Platinum	36 243 970-06	336.90
Champagne (22kt Gold)	36 243 970-47	420.80
Brushed Champagne (23kt Gold)	36 243 970-46	420.80
Durabronz (23kt Gold)	36 243 970-09	420.80
Brushed Durabronz (23kt Gold)	36 243 970-28	420.80
Dark Chrome	36 243 970-19	315.70
Brushed Dark Platinum	36 243 970-99	378.60
Matte Black	36 243 970-33	284.30



Required miscellaneous

Pop-up waste and overflow
 • bowden cable length 725 mm

		EUR
Concealed rough parts	35 227 970 90	170.60

36 247 970



Bath spout with pop-up waste and overflow
 • drain Ø 52 mm
 • max. flow 27.8 l/min at 3 bar flow pressure
 Also suitable for king-size baths.
 In combination with 35 021 970 90 concealed single-lever mixer, is intrinsically safe under DIN EN 1717. Alternatively, ensure protection with vacuum breaker 35 150 970 90.

		EUR
Chrome	36 247 970-00	318.30
Brushed Chrome	36 247 970-93	413.80
Platinum	36 247 970-08	509.30
Brushed Platinum	36 247 970-06	509.30
Champagne (22kt Gold)	36 247 970-47	636.60
Brushed Champagne (23kt Gold)	36 247 970-46	636.60
Durabronz (23kt Gold)	36 247 970-09	636.60
Brushed Durabronz (23kt Gold)	36 247 970-28	636.60
Dark Chrome	36 247 970-19	477.50
Brushed Dark Platinum	36 247 970-99	572.80
Matte Black	36 247 970-33	429.60



Required miscellaneous

Bath spout with pop-up waste and overflow
 • bowden cable length 725 mm

		EUR
Concealed rough parts	35 248 970 90	469.80



Required miscellaneous

Vacuum breaker

		EUR
Chrome	36 150 970-00	87.30
Brushed Chrome	36 150 970-93	113.50
Platinum	36 150 970-08	139.60
Brushed Platinum	36 150 970-06	139.60
Champagne (22kt Gold)	36 150 970-47	174.60
Brushed Champagne (23kt Gold)	36 150 970-46	174.60
Durabronz (23kt Gold)	36 150 970-09	174.60
Brushed Durabronz (23kt Gold)	36 150 970-28	174.60
Dark Chrome	36 150 970-19	130.90
Brushed Dark Platinum	36 150 970-99	157.00
Matte Black	36 150 970-33	117.90



Required miscellaneous

Vacuum breaker
 • 3/4" connection

		EUR
Concealed rough parts	35 150 970 90	299.60



11 000 980

Door handle



		EUR
Chrome	11 000 980-00	265.90
Brushed Platinum	11 000 980-06	425.40
Matte Black	11 000 980-33	359.00



Required miscellaneous

Attachment set for towel bar/tumbler mounting on one side
 • for installation on glass tiles

	EUR
Attachment set for towel bar/tumbler mounting on one side	12 350 970 90 51.10



Required miscellaneous

Attachment set for towel bar/tumbler mounting on two sides

	EUR
Attachment set for towel bar/tumbler mounting on two sides	12 351 970 90 77.10



Optional miscellaneous

Cover

		EUR
Chrome	11 001 980-00	94.10
Brushed Platinum	11 001 980-06	150.80
Matte Black	11 001 980-33	127.10

12 202 979

Adapter for shower outlet 3/8" x 1/2"



- adapter M 20 x 1 female thread x 1/2" male thread for the connection of a shower hose 1/2" female thread

		EUR
Chrome	12 202 979-00	47.60
Platinum	12 202 979-08	76.70
Brushed Platinum	12 202 979-06	76.70
Brushed Durabronz (23kt Gold)	12 202 979-28	95.20
Brushed Dark Platinum	12 202 979-99	85.90
Matte Black	12 202 979-33	64.30

28 323 970

Metal shower hose in two parts 1/2" x 3/8" x 2250 mm



		EUR
Chrome	28 323 970-00	128.00
Brushed Chrome	28 323 970-93	166.40
Platinum	28 323 970-08	772.00
Brushed Platinum	28 323 970-06	196.00
Champagne (22kt Gold)	28 323 970-47	256.00
Brushed Champagne (23kt Gold)	28 323 970-46	256.00
Durabronz (23kt Gold)	28 323 970-09	256.00
Brushed Durabronz (23kt Gold)	28 323 970-28	256.00
Dark Chrome	28 323 970-19	440.00
Brushed Dark Platinum	28 323 970-99	529.00
Matte Black	28 323 970-33	196.00



CL.1



CYO



IMO



Lissé



LULU



Madison



MEM



Meta



Tara.



VAIA



Shower



Concealed articles



Miscellaneous



Kitchen

Miscellaneous

28 104 970

Metal shower hose 1/2" x 1/2" x 1250 mm



		EUR
Chrome	28 104 970-00	98.00
Brushed Chrome	28 104 970-93	127.40
Platinum	28 104 970-08	156.80
Brushed Platinum	28 104 970-06	156.80
Champagne (22kt Gold)	28 104 970-47	196.00
Brushed Champagne (23kt Gold)	28 104 970-46	196.00
Durabrass (23kt Gold)	28 104 970-09	196.00
Brushed Durabrass (23kt Gold)	28 104 970-28	196.00
Dark Chrome	28 104 970-19	428.00
Brushed Dark Platinum	28 104 970-99	176.40
Matte Black	28 104 970-33	132.30



Product alternative

Metal shower hose 1/2" x 3/8" x 1250 mm
 • 1/2" conical joint x 3/8" male thread

		EUR
Chrome	90 30 02 072 00-00	89.00
Platinum	90 30 02 072 00-08	217.00
Brushed Platinum	90 30 02 072 00-06	175.00
Brushed Champagne (23kt Gold)	90 30 02 072 00-46	245.00
Brushed Durabrass (23kt Gold)	90 30 02 072 00-28	222.00
Dark Chrome	90 30 02 072 00-19	217.00
Brushed Dark Platinum	90 30 02 072 00-99	302.00
Matte Black	90 30 02 072 00-33	143.00



Product alternative

Metal shower hose 1/2" x 1/2" x 1750 mm
 • 1/2" x 1/2" double conical joint

		EUR
Chrome	28 204 970-00	113.00
Platinum	28 204 970-08	180.80
Brushed Platinum	28 204 970-06	180.80
Champagne (22kt Gold)	28 204 970-47	226.00
Brushed Champagne (23kt Gold)	28 204 970-46	226.00
Durabrass (23kt Gold)	28 204 970-09	226.00
Brushed Durabrass (23kt Gold)	28 204 970-28	226.00
Dark Chrome	28 204 970-19	490.00
Brushed Dark Platinum	28 204 970-99	203.40
Matte Black	28 204 970-33	186.00



Product alternative

Metal shower hose 1/2" x 3/8" x 1750 mm
 • 1/2" conical joint x 3/8" male thread

		EUR
Chrome	28 322 970-00	86.00
Platinum	28 322 970-08	137.60
Brushed Platinum	28 322 970-06	137.60
Champagne (22kt Gold)	28 322 970-47	172.00
Brushed Champagne (23kt Gold)	28 322 970-46	172.00
Durabrass (23kt Gold)	28 322 970-09	172.00
Brushed Durabrass (23kt Gold)	28 322 970-28	172.00
Dark Chrome	28 322 970-19	416.00
Brushed Dark Platinum	28 322 970-99	505.00
Matte Black	28 322 970-33	116.10



Product alternative

Metal shower hose 1/2" x 3/8" x 1500 mm
 • 1/2" conical joint x 3/8" male thread

		EUR
Chrome	28 304 970-00	149.90
Platinum	28 304 970-08	240.60
Brushed Platinum	28 304 970-06	240.60
Champagne (22kt Gold)	28 304 970-47	299.80
Brushed Champagne (23kt Gold)	28 304 970-46	299.80
Durabrass (23kt Gold)	28 304 970-09	299.80
Brushed Durabrass (23kt Gold)	28 304 970-28	299.80
Dark Chrome	28 304 970-19	225.00
Matte Black	28 304 970-33	202.40



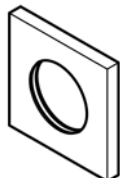
12 720 660



Rosette
 • rosette Ø 70 mm
 Can only be combined with exposed trim parts
 36 002 970-FF / 36 110 970-FF / 36 111 970-FF /
 36 112 970-FF / 36 050 970-FF.

		EUR
Chrome	12 720 660-00	81.20
Platinum	12 720 660-08	130.20
Brushed Platinum	12 720 660-06	130.20
Brushed Durabronz (23kt Gold)	12 720 660-28	162.40
Brushed Dark Platinum	12 720 660-99	146.40
Matte Black	12 720 660-33	109.60

12 720 980



Rosette
 • rosette 70 x 70 mm
 Can only be combined with exposed trim parts
 36 002 970-FF / 36 110 970-FF / 36 111 970-FF /
 36 112 970-FF / 36 050 970-FF.

		EUR
Chrome	12 720 980-00	100.80
Platinum	12 720 980-08	161.70
Brushed Platinum	12 720 980-06	161.70
Brushed Durabronz (23kt Gold)	12 720 980-28	201.60
Brushed Dark Platinum	12 720 980-99	181.70

28 204 970



Metal shower hose 1/2" x 1/2" x 1750 mm

		EUR
Brushed Chrome	28 204 970-93	146.90

28 322 970



Metal shower hose 1/2" x 3/8" x 1750 mm

		EUR
Brushed Chrome	28 322 970-93	111.80

28 304 970



Metal shower hose 1/2" x 3/8" x 1500 mm

		EUR
Brushed Chrome	28 304 970-93	194.90
Brushed Dark Platinum	28 304 970-99	270.20

26 701 980



Slide bar with slider
 • 68 mm projection
 • rosette 60 x 60 mm
 • gauge 800 mm

		EUR
Champagne (22kt Gold)	26 701 980-47	1,150.20
Dark Chrome	26 701 980-19	862.70

26 705 670



Slide bar with slider
 • 73 mm projection
 • gauge 835 mm

		EUR
Dark Chrome	26 705 670-19	427.40



CL.1



CYO



IMO



Lissé



LULU



Madison



MEM



Meta



Tara.



VAIA



Shower



Concealed articles



Miscellaneous



Kitchen



Kitchen

Single-Lever Mixer

from page 626

Single-Lever Mixer Extending Spout

from page 638

Single-Lever Mixer Profi Fitting

from page 650

Miscellaneous

from page 654

The price list, with our full range of products and additional information, can be obtained from your Account Manager.

Detailed product information, documents, dimensional drawings and 3D objects can be found online at www.dornbracht.com.



CL.1



CYO



IMO



Lissé



LULU



Madison



MEM



Meta



Tara.



VAIA



Shower



Concealed
articles



Miscellaneous



Kitchen



Single-Lever Mixer

Sieger Design



CL.1



CYO



IMO



Lissé



LULU



Madison



MEM



Meta



Tara.



VAIA



Shower



Concealed articles



Miscellaneous

Detailed product information, documents, dimensional drawings and 3D objects can be found online at www.dornbracht.com.



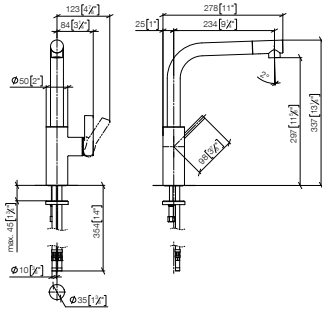
Kitchen

33 800 790



ELIO Single-lever mixer

- 234 mm projection
- pivotable spout 360°
- spout, end-piece with 20° rotation
- air-enriched flow
- max. flow 8 l/min at 3 bar flow pressure
- lead-free



Optional miscellaneous

Dispenser without rosette

For details and miscellaneous, see main items

		EUR
Chrome	33 800 790-00	751.60
Brushed Chrome	33 800 790-93	977.10
Platinum	33 800 790-08	1,202.40
Brushed Platinum	33 800 790-06	1,202.40
Champagne (22kt Gold)	33 800 790-47	1,503.20
Brushed Champagne (23kt Gold)	33 800 790-46	1,503.20
Brushed Durabronz (23kt Gold)	33 800 790-28	1,503.20
Dark Chrome	33 800 790-19	1,127.40
Brushed Dark Platinum	33 800 790-99	1,127.40



Optional miscellaneous

Strainer waste with control handle

		EUR
Chrome	82 424 970-00	261.00
Brushed Chrome	82 424 970-93	339.30
Platinum	82 424 970-08	417.50
Brushed Platinum	82 424 970-06	417.50
Champagne (22kt Gold)	82 424 970-47	522.00
Brushed Champagne (23kt Gold)	82 424 970-46	522.00
Brushed Durabronz (23kt Gold)	82 424 970-28	522.00
Dark Chrome	82 424 970-19	391.60
Brushed Dark Platinum	82 424 970-99	469.70

		EUR
Chrome	10 712 970-00	184.00
Brushed Chrome	10 712 970-93	239.20
Platinum	10 712 970-08	294.30
Brushed Platinum	10 712 970-06	294.30
Champagne (22kt Gold)	10 712 970-47	368.00
Brushed Champagne (23kt Gold)	10 712 970-46	368.00
Brushed Durabronz (23kt Gold)	10 712 970-28	368.00
Dark Chrome	10 712 970-19	276.00
Brushed Dark Platinum	10 712 970-99	275.90

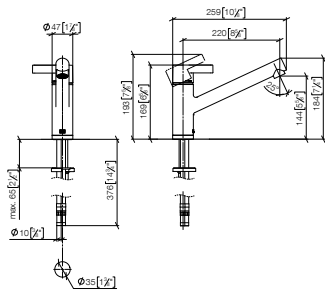


33 800 760



ENO **Single-lever mixer**

- 220 mm projection
- pivotable spout 130°
- air-enriched flow
- max. flow 8 l/min at 3 bar flow pressure
- lead-free



Optional miscellaneous

Dispenser without rosette

For details and miscellaneous, see main items



Optional miscellaneous

Strainer waste with control handle

		EUR
Chrome	33 800 760-00	556.10
Brushed Chrome	33 800 760-93	722.90
Platinum	33 800 760-08	889.70
Brushed Platinum	33 800 760-06	889.70
Brushed Champagne (23kt Gold)	33 800 760-46	1,112.20
Champagne (22kt Gold)	33 800 760-47	1,112.20
Brushed Durabronze (23kt Gold)	33 800 760-28	1,112.20
Dark Chrome	33 800 760-19	834.20
Brushed Dark Platinum	33 800 760-99	834.20

		EUR
Chrome	82 424 970-00	261.00
Brushed Chrome	82 424 970-93	339.30
Platinum	82 424 970-08	417.50
Brushed Platinum	82 424 970-06	417.50
Brushed Champagne (23kt Gold)	82 424 970-46	522.00
Champagne (22kt Gold)	82 424 970-47	522.00
Brushed Durabronze (23kt Gold)	82 424 970-28	522.00
Dark Chrome	82 424 970-19	391.60
Brushed Dark Platinum	82 424 970-99	469.70

		EUR
Chrome	10 712 970-00	184.00
Brushed Chrome	10 712 970-93	239.20
Platinum	10 712 970-08	294.30
Brushed Platinum	10 712 970-06	294.30
Brushed Champagne (23kt Gold)	10 712 970-46	368.00
Champagne (22kt Gold)	10 712 970-47	368.00
Brushed Durabronze (23kt Gold)	10 712 970-28	368.00
Dark Chrome	10 712 970-19	276.00
Brushed Dark Platinum	10 712 970-99	275.90



CL.1



CYO



IMO



Lissé



LULU



Madison



MEM



Meta



Tara



VAIA



Shower



Concealed articles



Miscellaneous

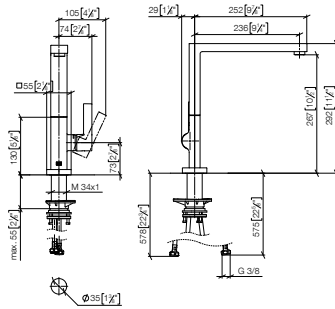


Kitchen

33 800 680



- LOT **Single-lever mixer**
- 236 mm projection
 - pivotable spout 360°
 - air-enriched flow
 - max. flow 8 l/min at 3 bar flow pressure
 - lead-free



Optional miscellaneous
Dispenser with rosette

		EUR
Chrome	33 800 680-00	1,374.30
Platinum	33 800 680-08	2,198.90
Brushed Platinum	33 800 680-06	2,198.90
Champagne (22kt Gold)	33 800 680-47	2,748.60
Brushed Champagne (23kt Gold)	33 800 680-46	2,748.60
Brushed Durabronz (23kt Gold)	33 800 680-28	2,748.60
Dark Chrome	33 800 680-19	2,061.50
Brushed Dark Platinum	33 800 680-99	2,061.50



Optional miscellaneous
Strainer waste with control handle

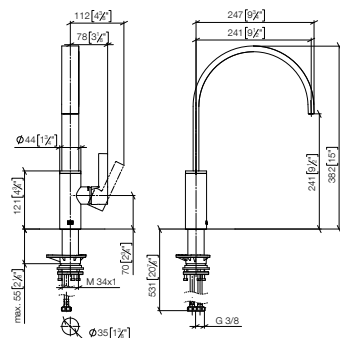
		EUR
Chrome	82 439 970-00	325.20
Platinum	82 439 970-08	510.10
Brushed Platinum	82 439 970-06	510.10
Champagne (22kt Gold)	82 439 970-47	650.40
Brushed Champagne (23kt Gold)	82 439 970-46	650.40
Brushed Durabronz (23kt Gold)	82 439 970-28	650.40
Dark Chrome	82 439 970-19	487.80
Brushed Dark Platinum	82 439 970-99	585.50

		EUR
Chrome	10 711 970-00	184.00
Platinum	10 711 970-08	294.30
Brushed Platinum	10 711 970-06	294.30
Champagne (22kt Gold)	10 711 970-47	368.00
Brushed Champagne (23kt Gold)	10 711 970-46	368.00
Brushed Durabronz (23kt Gold)	10 711 970-28	368.00
Dark Chrome	10 711 970-19	276.00
Brushed Dark Platinum	10 711 970-99	275.90

33 815 682



- MEM **Single-lever mixer**
- 241 mm projection
 - pivotable spout 360°
 - air-enriched flow
 - max. flow 10 l/min at 3 bar flow pressure
 - lead-free



Optional miscellaneous

Dispenser without rosette

For details and miscellaneous, see main items

		EUR
Chrome	33 815 682-00	998.10
Brushed Chrome	33 815 682-93	1,297.50
Platinum	33 815 682-08	1,597.00
Brushed Platinum	33 815 682-06	1,597.00
Champagne (22kt Gold)	33 815 682-47	1,996.20
Brushed Champagne (23kt Gold)	33 815 682-46	1,996.20
Durabronz (23kt Gold)	33 815 682-09	1,996.20
Brushed Durabronz (23kt Gold)	33 815 682-28	1,996.20
Dark Chrome	33 815 682-19	1,497.20
Brushed Dark Platinum	33 815 682-99	1,497.20
Matte Black	33 815 682-33	1,347.40



Optional miscellaneous

Strainer waste with control handle

		EUR
Chrome	82 424 970-00	261.00
Brushed Chrome	82 424 970-93	339.30
Platinum	82 424 970-08	417.50
Brushed Platinum	82 424 970-06	417.50
Champagne (22kt Gold)	82 424 970-47	522.00
Brushed Champagne (23kt Gold)	82 424 970-46	522.00
Durabronz (23kt Gold)	82 424 970-09	522.00
Brushed Durabronz (23kt Gold)	82 424 970-28	522.00
Dark Chrome	82 424 970-19	391.60
Brushed Dark Platinum	82 424 970-99	469.70
Matte Black	82 424 970-33	352.30

		EUR
Chrome	10 712 970-00	184.00
Brushed Chrome	10 712 970-93	239.20
Platinum	10 712 970-08	294.30
Brushed Platinum	10 712 970-06	294.30
Champagne (22kt Gold)	10 712 970-47	368.00
Brushed Champagne (23kt Gold)	10 712 970-46	368.00
Durabronz (23kt Gold)	10 712 970-09	368.00
Brushed Durabronz (23kt Gold)	10 712 970-28	368.00
Dark Chrome	10 712 970-19	276.00
Brushed Dark Platinum	10 712 970-99	275.90
Matte Black	10 712 970-33	248.50



CL.1



CYO



IMO



Lissé



LULU



Madison



MEM



Meta



Tara.



VAIA



Shower



Concealed articles



Miscellaneous



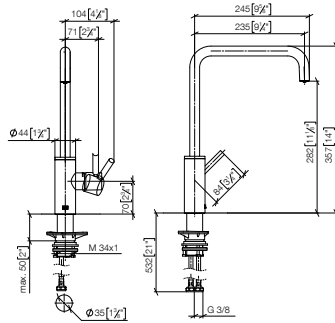
Kitchen

33 815 861

META SQUARE

Single-lever mixer

- 235 mm projection
- pivotable spout 360°
- air-enriched flow
- max. flow 8 l/min at 3 bar flow pressure
- lead-free



Optional miscellaneous

Dispenser without rosette

For details and miscellaneous, see main items

		EUR
Chrome	33 815 861-00	755.90
Brushed Chrome	33 815 861-93	982.70
Platinum	33 815 861-08	1,209.40
Brushed Platinum	33 815 861-06	1,209.40
Champagne (22kt Gold)	33 815 861-47	1,511.80
Brushed Champagne (23kt Gold)	33 815 861-46	1,511.80
Durabron (23kt Gold)	33 815 861-09	1,511.80
Brushed Durabron (23kt Gold)	33 815 861-28	1,511.80
Dark Chrome	33 815 861-19	1,133.90
Brushed Dark Platinum	33 815 861-99	1,360.60
Matte Black	33 815 861-33	1,020.50

		EUR
Chrome	82 424 970-00	261.00
Brushed Chrome	82 424 970-93	339.30
Platinum	82 424 970-08	417.50
Brushed Platinum	82 424 970-06	417.50
Champagne (22kt Gold)	82 424 970-47	522.00
Brushed Champagne (23kt Gold)	82 424 970-46	522.00
Durabron (23kt Gold)	82 424 970-09	522.00
Brushed Durabron (23kt Gold)	82 424 970-28	522.00
Dark Chrome	82 424 970-19	391.60
Brushed Dark Platinum	82 424 970-99	469.70
Matte Black	82 424 970-33	352.30



Optional miscellaneous

Strainer waste with control handle

		EUR
Chrome	10 712 970-00	184.00
Brushed Chrome	10 712 970-93	239.20
Platinum	10 712 970-08	294.30
Brushed Platinum	10 712 970-06	294.30
Champagne (22kt Gold)	10 712 970-47	368.00
Brushed Champagne (23kt Gold)	10 712 970-46	368.00
Durabron (23kt Gold)	10 712 970-09	368.00
Brushed Durabron (23kt Gold)	10 712 970-28	368.00
Dark Chrome	10 712 970-19	276.00
Brushed Dark Platinum	10 712 970-99	275.90
Matte Black	10 712 970-33	248.50



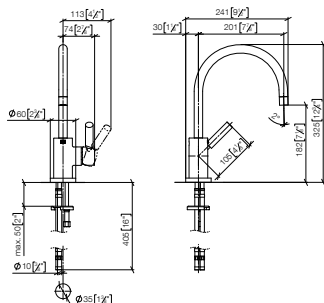
33 800 888



TARA

Single-lever mixer

- 201 mm projection
- pivotable spout 360°
- air-enriched flow
- max. flow 7 l/min at 3 bar flow pressure
- lead-free



Optional miscellaneous

Dispenser with rosette

		EUR
Chrome	33 800 888-00	780.40
Brushed Chrome	33 800 888-93	1,014.50
Platinum	33 800 888-08	1,248.70
Brushed Platinum	33 800 888-06	1,248.70
Champagne (22kt Gold)	33 800 888-47	1,560.80
Brushed Champagne (23kt Gold)	33 800 888-46	1,560.80
Durabronz (23kt Gold)	33 800 888-09	1,560.80
Brushed Durabronz (23kt Gold)	33 800 888-28	1,560.80
Dark Chrome	33 800 888-19	1,170.60
Brushed Dark Platinum	33 800 888-99	1,170.80
Matte Black	33 800 888-33	1,053.60

		EUR
Chrome	82 444 970-00	284.30
Brushed Chrome	82 444 970-93	369.60
Platinum	82 444 970-08	454.90
Brushed Platinum	82 444 970-06	454.90
Champagne (22kt Gold)	82 444 970-47	568.60
Brushed Champagne (23kt Gold)	82 444 970-46	568.60
Durabronz (23kt Gold)	82 444 970-09	568.60
Brushed Durabronz (23kt Gold)	82 444 970-28	568.60
Dark Chrome	82 444 970-19	426.50
Brushed Dark Platinum	82 444 970-99	426.50
Matte Black	82 444 970-33	383.80



Optional miscellaneous

Strainer waste with control handle

		EUR
Chrome	10 710 970-00	184.00
Brushed Chrome	10 710 970-93	239.20
Platinum	10 710 970-08	294.30
Brushed Platinum	10 710 970-06	294.30
Champagne (22kt Gold)	10 710 970-47	368.00
Brushed Champagne (23kt Gold)	10 710 970-46	368.00
Durabronz (23kt Gold)	10 710 970-09	368.00
Brushed Durabronz (23kt Gold)	10 710 970-28	368.00
Dark Chrome	10 710 970-19	276.00
Brushed Dark Platinum	10 710 970-99	275.90
Matte Black	10 710 970-33	248.50



CL.1



CYO



IMO



Lissé



LULU



Madison



MEM



Meta



Tara.



VAIA



Shower



Concealed articles



Miscellaneous



Kitchen

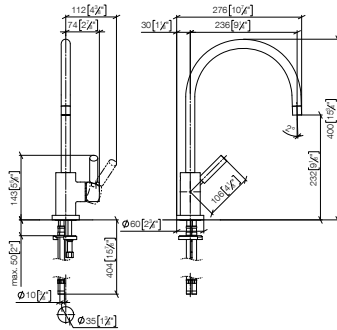
33 815 888



TARA

Single-lever mixer

- 236 mm projection
- pivotable spout 360°
- air-enriched flow
- max. flow 7 l/min at 3 bar flow pressure
- lead-free



Optional miscellaneous Dispenser with rosette

		EUR
Chrome	33 815 888-00	826.30
Brushed Chrome	33 815 888-93	1,074.20
Platinum	33 815 888-08	1,322.10
Brushed Platinum	33 815 888-06	1,322.10
Champagne (22kt Gold)	33 815 888-47	1,652.60
Brushed Champagne (23kt Gold)	33 815 888-46	1,652.60
Durabron (23kt Gold)	33 815 888-09	1,652.60
Brushed Durabron (23kt Gold)	33 815 888-28	1,652.60
Dark Chrome	33 815 888-19	1,239.50
Brushed Dark Platinum	33 815 888-99	1,239.60
Matte Black	33 815 888-33	1,115.50

		EUR
Chrome	82 444 970-00	284.30
Brushed Chrome	82 444 970-93	369.60
Platinum	82 444 970-08	454.90
Brushed Platinum	82 444 970-06	454.90
Champagne (22kt Gold)	82 444 970-47	568.60
Brushed Champagne (23kt Gold)	82 444 970-46	568.60
Durabron (23kt Gold)	82 444 970-09	568.60
Brushed Durabron (23kt Gold)	82 444 970-28	568.60
Dark Chrome	82 444 970-19	426.50
Brushed Dark Platinum	82 444 970-99	426.50
Matte Black	82 444 970-33	383.80

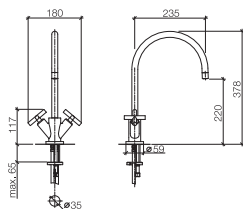


Optional miscellaneous Strainer waste with control handle

		EUR
Chrome	10 710 970-00	184.00
Brushed Chrome	10 710 970-93	239.20
Platinum	10 710 970-08	294.30
Brushed Platinum	10 710 970-06	294.30
Champagne (22kt Gold)	10 710 970-47	368.00
Brushed Champagne (23kt Gold)	10 710 970-46	368.00
Durabron (23kt Gold)	10 710 970-09	368.00
Brushed Durabron (23kt Gold)	10 710 970-28	368.00
Dark Chrome	10 710 970-19	276.00
Brushed Dark Platinum	10 710 970-99	275.90
Matte Black	10 710 970-33	248.50



22 815 892



- TARA **Single-hole mixer**
- 235 mm projection
 - pivotable spout 360°
 - air-enriched flow
 - max. flow 7 l/min at 3 bar flow pressure
 - lead-free



Optional miscellaneous
Dispenser with rosette



Optional miscellaneous
Strainer waste with control handle

		EUR
Chrome	22 815 892-00	580.30
Brushed Chrome	22 815 892-93	754.40
Platinum	22 815 892-08	928.50
Brushed Platinum	22 815 892-06	928.50
Champagne (22kt Gold)	22 815 892-47	1,160.60
Brushed Champagne (23kt Gold)	22 815 892-46	1,160.60
Durabronz (23kt Gold)	22 815 892-09	1,160.60
Brushed Durabronz (23kt Gold)	22 815 892-28	1,160.60
Dark Chrome	22 815 892-19	870.50
Brushed Dark Platinum	22 815 892-99	870.50
Matte Black	22 815 892-33	783.40

		EUR
Chrome	82 444 970-00	284.30
Brushed Chrome	82 444 970-93	369.60
Platinum	82 444 970-08	454.90
Brushed Platinum	82 444 970-06	454.90
Champagne (22kt Gold)	82 444 970-47	568.60
Brushed Champagne (23kt Gold)	82 444 970-46	568.60
Durabronz (23kt Gold)	82 444 970-09	568.60
Brushed Durabronz (23kt Gold)	82 444 970-28	568.60
Dark Chrome	82 444 970-19	426.50
Brushed Dark Platinum	82 444 970-99	426.50
Matte Black	82 444 970-33	383.80

		EUR
Chrome	10 710 970-00	184.00
Brushed Chrome	10 710 970-93	239.20
Platinum	10 710 970-08	294.30
Brushed Platinum	10 710 970-06	294.30
Champagne (22kt Gold)	10 710 970-47	368.00
Brushed Champagne (23kt Gold)	10 710 970-46	368.00
Durabronz (23kt Gold)	10 710 970-09	368.00
Brushed Durabronz (23kt Gold)	10 710 970-28	368.00
Dark Chrome	10 710 970-19	276.00
Brushed Dark Platinum	10 710 970-99	275.90
Matte Black	10 710 970-33	248.50



CL.1



CYO



IMO



Lissé



LULU



Madison



MEM



Meta



Tara



VAIA



Shower



Concealed articles



Miscellaneous



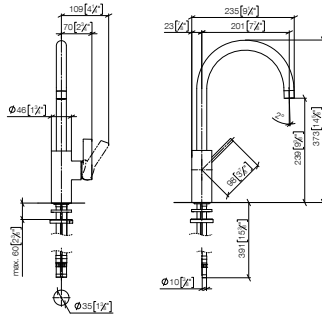
Kitchen

33 800 875

TARA ULTRA

Single-lever mixer

- 201 mm projection
- pivotable spout 360°
- air-enriched flow
- max. flow 8 l/min at 3 bar flow pressure
- lead-free



Optional miscellaneous

Dispenser without rosette

For details and miscellaneous, see main items

		EUR
Chrome	33 800 875-00	678.00
Brushed Chrome	33 800 875-93	881.40
Platinum	33 800 875-08	1,085.00
Brushed Platinum	33 800 875-06	1,085.00
Champagne (22kt Gold)	33 800 875-47	1,356.00
Brushed Champagne (23kt Gold)	33 800 875-46	1,356.00
Durabron (23kt Gold)	33 800 875-09	1,356.00
Brushed Durabron (23kt Gold)	33 800 875-28	1,356.00
Dark Chrome	33 800 875-19	1,017.00
Brushed Dark Platinum	33 800 875-99	1,017.00
Matte Black	33 800 875-33	915.30

		EUR
Chrome	82 424 970-00	261.00
Brushed Chrome	82 424 970-93	339.30
Platinum	82 424 970-08	417.50
Brushed Platinum	82 424 970-06	417.50
Champagne (22kt Gold)	82 424 970-47	522.00
Brushed Champagne (23kt Gold)	82 424 970-46	522.00
Durabron (23kt Gold)	82 424 970-09	522.00
Brushed Durabron (23kt Gold)	82 424 970-28	522.00
Dark Chrome	82 424 970-19	391.60
Brushed Dark Platinum	82 424 970-99	469.70
Matte Black	82 424 970-33	352.30



Optional miscellaneous

Strainer waste with control handle

		EUR
Chrome	10 712 970-00	184.00
Brushed Chrome	10 712 970-93	239.20
Platinum	10 712 970-08	294.30
Brushed Platinum	10 712 970-06	294.30
Champagne (22kt Gold)	10 712 970-47	368.00
Brushed Champagne (23kt Gold)	10 712 970-46	368.00
Durabron (23kt Gold)	10 712 970-09	368.00
Brushed Durabron (23kt Gold)	10 712 970-28	368.00
Dark Chrome	10 712 970-19	276.00
Brushed Dark Platinum	10 712 970-99	275.90
Matte Black	10 712 970-33	248.50

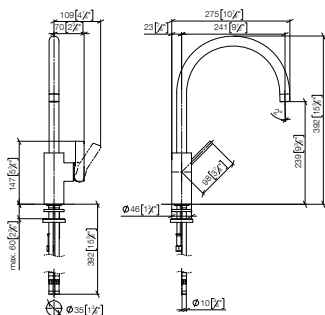


33 816 875

TARA ULTRA

Single-lever mixer

- 241 mm projection
- pivotable spout 360°
- air-enriched flow
- max. flow 8 l/min at 3 bar flow pressure
- lead-free



Optional miscellaneous

Dispenser without rosette

For details and miscellaneous, see main items

		EUR
Chrome	33 816 875-00	695.80
Brushed Chrome	33 816 875-93	904.50
Platinum	33 816 875-08	1,113.20
Brushed Platinum	33 816 875-06	1,113.20
Champagne (22kt Gold)	33 816 875-47	1,391.60
Brushed Champagne (23kt Gold)	33 816 875-46	1,391.60
Durabronz (23kt Gold)	33 816 875-09	1,391.60
Brushed Durabronz (23kt Gold)	33 816 875-28	1,391.60
Dark Chrome	33 816 875-19	1,043.70
Brushed Dark Platinum	33 816 875-99	1,043.70
Matte Black	33 816 875-33	939.50



Optional miscellaneous

Strainer waste with control handle

		EUR
Chrome	82 424 970-00	261.00
Brushed Chrome	82 424 970-93	339.30
Platinum	82 424 970-08	417.50
Brushed Platinum	82 424 970-06	417.50
Champagne (22kt Gold)	82 424 970-47	522.00
Brushed Champagne (23kt Gold)	82 424 970-46	522.00
Durabronz (23kt Gold)	82 424 970-09	522.00
Brushed Durabronz (23kt Gold)	82 424 970-28	522.00
Dark Chrome	82 424 970-19	391.60
Brushed Dark Platinum	82 424 970-99	469.70
Matte Black	82 424 970-33	352.30

		EUR
Chrome	10 712 970-00	184.00
Brushed Chrome	10 712 970-93	239.20
Platinum	10 712 970-08	294.30
Brushed Platinum	10 712 970-06	294.30
Champagne (22kt Gold)	10 712 970-47	368.00
Brushed Champagne (23kt Gold)	10 712 970-46	368.00
Durabronz (23kt Gold)	10 712 970-09	368.00
Brushed Durabronz (23kt Gold)	10 712 970-28	368.00
Dark Chrome	10 712 970-19	276.00
Brushed Dark Platinum	10 712 970-99	275.90
Matte Black	10 712 970-33	248.50



CL.1



CYO



IMO



Lissé



LULU



Madison



MEM



Meta



Tara.



VAIA



Shower



Concealed articles



Miscellaneous



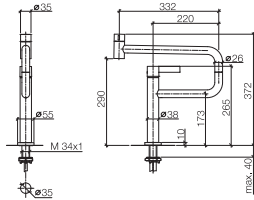
Kitchen

33 845 875

TARA ULTRA **PIVOT Single-lever mixer**



- **552 mm projection**
- pivotable spout 360°
- air-enriched flow
- max. flow 8 l/min at 3 bar flow pressure
- lead-free



Optional miscellaneous

Dispenser with rosette

		EUR
Chrome	33 845 875-00	1,313.80
Brushed Chrome	33 845 875-93	1,707.90
Platinum	33 845 875-08	2,102.10
Brushed Platinum	33 845 875-06	2,102.10
Champagne (22kt Gold)	33 845 875-47	2,627.60
Brushed Champagne (23kt Gold)	33 845 875-46	2,627.60
Durabron (23kt Gold)	33 845 875-09	2,627.60
Brushed Durabron (23kt Gold)	33 845 875-28	2,627.60
Dark Chrome	33 845 875-19	1,970.70
Brushed Dark Platinum	33 845 875-99	1,970.80

		EUR
Chrome	82 444 970-00	284.30
Brushed Chrome	82 444 970-93	369.60
Platinum	82 444 970-08	454.90
Brushed Platinum	82 444 970-06	454.90
Champagne (22kt Gold)	82 444 970-47	568.60
Brushed Champagne (23kt Gold)	82 444 970-46	568.60
Durabron (23kt Gold)	82 444 970-09	568.60
Brushed Durabron (23kt Gold)	82 444 970-28	568.60
Dark Chrome	82 444 970-19	426.50
Brushed Dark Platinum	82 444 970-99	426.50



Optional miscellaneous

Strainer waste with control handle

		EUR
Chrome	10 710 970-00	184.00
Brushed Chrome	10 710 970-93	239.20
Platinum	10 710 970-08	294.30
Brushed Platinum	10 710 970-06	294.30
Champagne (22kt Gold)	10 710 970-47	368.00
Brushed Champagne (23kt Gold)	10 710 970-46	368.00
Durabron (23kt Gold)	10 710 970-09	368.00
Brushed Durabron (23kt Gold)	10 710 970-28	368.00
Dark Chrome	10 710 970-19	276.00
Brushed Dark Platinum	10 710 970-99	275.90



Single-Lever Mixer Extending Spout

Sieger Design



CL.1



CYO



IMO



Lissé



LULU



Madison



MEM



Meta



Tara.



VAIA



Shower



Concealed articles



Miscellaneous

Detailed product information, documents, dimensional drawings and 3D objects can be found online at www.dornbracht.com.



Kitchen

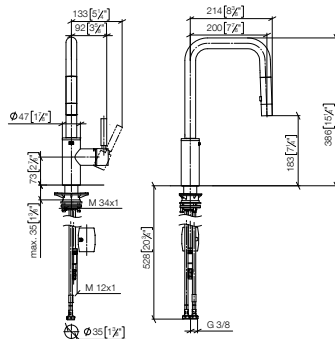
33 870 861



Single-lever mixer Pull-down with spray function

- 200 mm projection
- pivotable spout 360°
- laminar and spray flow
- 1800 mm metal shower hose
- sprayface with anti-scaling system
- max. flow 10.4 l/min at 3 bar flow pressure
- lead-free

Intrinsic protection against back flow.



Optional miscellaneous

Dispenser without rosette

For details and miscellaneous, see main items

		EUR
Chrome	33 870 861-00	878.90
Brushed Chrome	33 870 861-93	1,142.60
Platinum	33 870 861-08	1,406.20
Brushed Platinum	33 870 861-06	1,406.20
Champagne (22kt Gold)	33 870 861-47	1,757.80
Brushed Champagne (23kt Gold)	33 870 861-46	1,757.80
Durabronz (23kt Gold)	33 870 861-09	1,757.80
Brushed Durabronz (23kt Gold)	33 870 861-28	1,757.80
Dark Chrome	33 870 861-19	1,318.40
Brushed Dark Platinum	33 870 861-99	1,582.00
Matte Black	33 870 861-33	1,186.50

Optional miscellaneous

Dispenser without rosette

For details and miscellaneous, see main items

		EUR
Chrome	82 424 970-00	261.00
Brushed Chrome	82 424 970-93	339.30
Platinum	82 424 970-08	417.50
Brushed Platinum	82 424 970-06	417.50
Champagne (22kt Gold)	82 424 970-47	522.00
Brushed Champagne (23kt Gold)	82 424 970-46	522.00
Durabronz (23kt Gold)	82 424 970-09	522.00
Brushed Durabronz (23kt Gold)	82 424 970-28	522.00
Dark Chrome	82 424 970-19	391.60
Brushed Dark Platinum	82 424 970-99	469.70
Matte Black	82 424 970-33	352.30




Optional miscellaneous

Strainer waste with control handle

		EUR
Chrome	10 712 970-00	184.00
Brushed Chrome	10 712 970-93	239.20
Platinum	10 712 970-08	294.30
Brushed Platinum	10 712 970-06	294.30
Champagne (22kt Gold)	10 712 970-47	368.00
Brushed Champagne (23kt Gold)	10 712 970-46	368.00
Durabronz (23kt Gold)	10 712 970-09	368.00
Brushed Durabronz (23kt Gold)	10 712 970-28	368.00
Dark Chrome	10 712 970-19	276.00
Brushed Dark Platinum	10 712 970-99	275.90
Matte Black	10 712 970-33	248.50

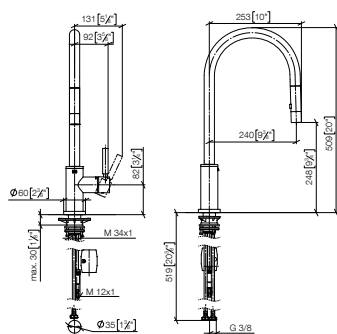
33 870 888



Single-lever mixer Pull-down with spray function

- 240 mm projection
- pivotable spout 360°
- laminar and spray flow
- 1800 mm metal shower hose
- sprayface with anti-scaling system
- max. flow 10.4 l/min at 3 bar flow pressure
- lead-free

Intrinsic protection against back flow.



Optional miscellaneous

Dispenser with rosette

		EUR
Chrome	33 870 888-00	960.80
Brushed Chrome	33 870 888-93	1,249.00
Platinum	33 870 888-08	1,537.30
Brushed Platinum	33 870 888-06	1,537.30
Champagne (22kt Gold)	33 870 888-47	1,921.60
Brushed Champagne (23kt Gold)	33 870 888-46	1,921.60
Durabrand (23kt Gold)	33 870 888-09	1,921.60
Brushed Durabrand (23kt Gold)	33 870 888-28	1,921.60
Dark Chrome	33 870 888-19	1,441.20
Brushed Dark Platinum	33 870 888-99	1,729.40
Matte Black	33 870 888-33	1,297.10

		EUR
Chrome	82 444 970-00	284.30
Brushed Chrome	82 444 970-93	369.60
Platinum	82 444 970-08	454.90
Brushed Platinum	82 444 970-06	454.90
Champagne (22kt Gold)	82 444 970-47	568.60
Brushed Champagne (23kt Gold)	82 444 970-46	568.60
Durabrand (23kt Gold)	82 444 970-09	568.60
Brushed Durabrand (23kt Gold)	82 444 970-28	568.60
Dark Chrome	82 444 970-19	426.50
Brushed Dark Platinum	82 444 970-99	426.50
Matte Black	82 444 970-33	383.80



Optional miscellaneous

Strainer waste with control handle

		EUR
Chrome	10 710 970-00	184.00
Brushed Chrome	10 710 970-93	239.20
Platinum	10 710 970-08	294.30
Brushed Platinum	10 710 970-06	294.30
Champagne (22kt Gold)	10 710 970-47	368.00
Brushed Champagne (23kt Gold)	10 710 970-46	368.00
Durabrand (23kt Gold)	10 710 970-09	368.00
Brushed Durabrand (23kt Gold)	10 710 970-28	368.00
Dark Chrome	10 710 970-19	276.00
Brushed Dark Platinum	10 710 970-99	275.90
Matte Black	10 710 970-33	248.50



CL.1



CYO



IMO



Lissé



LULU



Madison



MEM



Meta



Tara.



VAIA



Shower



Concealed articles



Miscellaneous



Kitchen

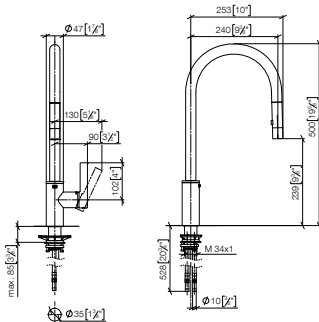
33 870 875

TARA ULTRA

Single-lever mixer Pull-down with spray function

- 240 mm projection
- pivotable spout 360°
- laminar and spray flow
- 1800 mm metal shower hose
- sprayface with anti-scaling system
- max. flow 10.4 l/min at 3 bar flow pressure
- lead-free

Intrinsic protection against back flow.



Optional miscellaneous

Dispenser without rosette

For details and miscellaneous, see main items

		EUR
Chrome	33 870 875-00	835.70
Brushed Chrome	33 870 875-93	1,086.40
Platinum	33 870 875-08	1,337.00
Brushed Platinum	33 870 875-06	1,337.00
Champagne (22kt Gold)	33 870 875-47	1,671.40
Brushed Champagne (23kt Gold)	33 870 875-46	1,671.40
Durabronz (23kt Gold)	33 870 875-09	1,671.40
Brushed Durabronz (23kt Gold)	33 870 875-28	1,671.40
Dark Chrome	33 870 875-19	1,253.60
Brushed Dark Platinum	33 870 875-99	1,253.30
Matte Black	33 870 875-33	1,128.30

		EUR
Chrome	82 424 970-00	261.00
Brushed Chrome	82 424 970-93	339.30
Platinum	82 424 970-08	417.50
Brushed Platinum	82 424 970-06	417.50
Champagne (22kt Gold)	82 424 970-47	522.00
Brushed Champagne (23kt Gold)	82 424 970-46	522.00
Durabronz (23kt Gold)	82 424 970-09	522.00
Brushed Durabronz (23kt Gold)	82 424 970-28	522.00
Dark Chrome	82 424 970-19	391.60
Brushed Dark Platinum	82 424 970-99	469.70
Matte Black	82 424 970-33	352.30



Optional miscellaneous

Strainer waste with control handle

		EUR
Chrome	10 712 970-00	184.00
Brushed Chrome	10 712 970-93	239.20
Platinum	10 712 970-08	294.30
Brushed Platinum	10 712 970-06	294.30
Champagne (22kt Gold)	10 712 970-47	368.00
Brushed Champagne (23kt Gold)	10 712 970-46	368.00
Durabronz (23kt Gold)	10 712 970-09	368.00
Brushed Durabronz (23kt Gold)	10 712 970-28	368.00
Dark Chrome	10 712 970-19	276.00
Brushed Dark Platinum	10 712 970-99	275.90
Matte Black	10 712 970-33	248.50

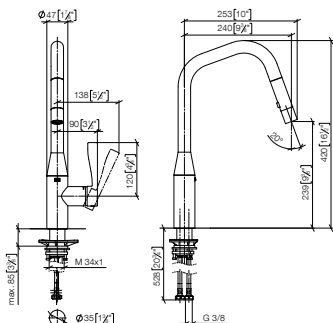


33 875 895

SYNC Single-lever mixer Pull-down with spray

- function**
- 240 mm projection
 - pivotable spout 360°
 - laminar and spray flow
 - 1800 mm metal shower hose
 - sprayface with anti-scaling system
 - max. flow 10.4 l/min at 3 bar flow pressure
 - lead-free

Intrinsic protection against back flow.



Optional miscellaneous

Dispenser without rosette

For details and miscellaneous, see main items



Optional miscellaneous

Strainer waste with control handle

		EUR
Chrome	33 875 895-00	923.50
Brushed Chrome	33 875 895-93	1,200.60
Platinum	33 875 895-08	1,477.40
Brushed Platinum	33 875 895-06	1,477.40
Champagne (22kt Gold)	33 875 895-47	1,847.00
Brushed Champagne (23kt Gold)	33 875 895-46	1,847.00
Durabronz (23kt Gold)	33 875 895-09	1,847.00
Brushed Durabronz (23kt Gold)	33 875 895-28	1,847.00
Dark Chrome	33 875 895-19	1,385.30
Brushed Dark Platinum	33 875 895-99	1,385.30
Matte Black	33 875 895-33	1,246.80

		EUR
Chrome	82 424 970-00	261.00
Brushed Chrome	82 424 970-93	339.30
Platinum	82 424 970-08	417.50
Brushed Platinum	82 424 970-06	417.50
Champagne (22kt Gold)	82 424 970-47	522.00
Brushed Champagne (23kt Gold)	82 424 970-46	522.00
Durabronz (23kt Gold)	82 424 970-09	522.00
Brushed Durabronz (23kt Gold)	82 424 970-28	522.00
Dark Chrome	82 424 970-19	391.60
Brushed Dark Platinum	82 424 970-99	469.70
Matte Black	82 424 970-33	352.30

		EUR
Chrome	10 712 970-00	184.00
Brushed Chrome	10 712 970-93	239.20
Platinum	10 712 970-08	294.30
Brushed Platinum	10 712 970-06	294.30
Champagne (22kt Gold)	10 712 970-47	368.00
Brushed Champagne (23kt Gold)	10 712 970-46	368.00
Durabronz (23kt Gold)	10 712 970-09	368.00
Brushed Durabronz (23kt Gold)	10 712 970-28	368.00
Dark Chrome	10 712 970-19	276.00
Brushed Dark Platinum	10 712 970-99	275.90
Matte Black	10 712 970-33	248.50



CL.1



CYO



IMO



Lissé



LULU



Madison



MEM



Meta



Tara.



VAIA



Shower



Concealed articles



Miscellaneous



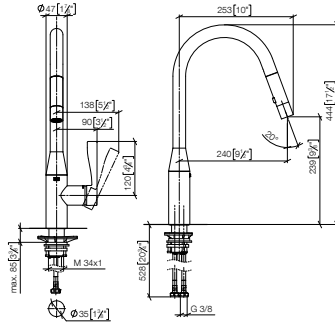
Kitchen

33 870 895

SYNC **Single-lever mixer Pull-down with spray function**

- 240 mm projection
- pivotable spout 360°
- laminar and spray flow
- 1800 mm metal shower hose
- sprayface with anti-scaling system
- max. flow 10.4 l/min at 3 bar flow pressure
- lead-free

Intrinsic protection against back flow.



Optional miscellaneous

Dispenser without rosette

For details and miscellaneous, see main items

		EUR
Chrome	33 870 895-00	923.50
Brushed Chrome	33 870 895-93	1,200.60
Platinum	33 870 895-08	1,477.40
Brushed Platinum	33 870 895-06	1,477.40
Champagne (22kt Gold)	33 870 895-47	1,847.00
Brushed Champagne (23kt Gold)	33 870 895-46	1,847.00
Durabron (23kt Gold)	33 870 895-09	1,847.00
Brushed Durabron (23kt Gold)	33 870 895-28	1,847.00
Dark Chrome	33 870 895-19	1,385.30
Brushed Dark Platinum	33 870 895-99	1,385.30
Matte Black	33 870 895-33	1,246.80



Optional miscellaneous

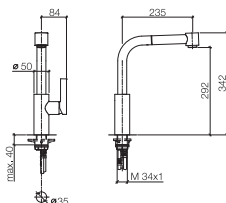
Strainer waste with control handle

		EUR
Chrome	82 424 970-00	261.00
Brushed Chrome	82 424 970-93	339.30
Platinum	82 424 970-08	417.50
Brushed Platinum	82 424 970-06	417.50
Champagne (22kt Gold)	82 424 970-47	522.00
Brushed Champagne (23kt Gold)	82 424 970-46	522.00
Durabron (23kt Gold)	82 424 970-09	522.00
Brushed Durabron (23kt Gold)	82 424 970-28	522.00
Dark Chrome	82 424 970-19	391.60
Brushed Dark Platinum	82 424 970-99	469.70
Matte Black	82 424 970-33	352.30

		EUR
Chrome	10 712 970-00	184.00
Brushed Chrome	10 712 970-93	239.20
Platinum	10 712 970-08	294.30
Brushed Platinum	10 712 970-06	294.30
Champagne (22kt Gold)	10 712 970-47	368.00
Brushed Champagne (23kt Gold)	10 712 970-46	368.00
Durabron (23kt Gold)	10 712 970-09	368.00
Brushed Durabron (23kt Gold)	10 712 970-28	368.00
Dark Chrome	10 712 970-19	276.00
Brushed Dark Platinum	10 712 970-99	275.90
Matte Black	10 712 970-33	248.50



33 870 790



ELIO Single-lever mixer Pull-out with spray function

- 235 mm projection
- pivotable spout 360°
- air-enriched flow and spray flow
- fabric braided hose 1500 mm
- max. flow 8 l/min at 3 bar flow pressure
- lead-free

Intrinsic protection against back flow.



Optional miscellaneous

Dispenser without rosette

For details and miscellaneous, see main items



Optional miscellaneous

Strainer waste with control handle

		EUR
Chrome	33 870 790-00	835.70
Brushed Chrome	33 870 790-93	1,086.40
Platinum	33 870 790-08	1,337.00
Brushed Platinum	33 870 790-06	1,337.00
Champagne (22kt Gold)	33 870 790-47	1,671.40
Brushed Champagne (23kt Gold)	33 870 790-46	1,671.40
Brushed Durabronz (23kt Gold)	33 870 790-28	1,671.40
Dark Chrome	33 870 790-19	1,253.60
Brushed Dark Platinum	33 870 790-99	1,253.60

		EUR
Chrome	82 424 970-00	261.00
Brushed Chrome	82 424 970-93	339.30
Platinum	82 424 970-08	417.50
Brushed Platinum	82 424 970-06	417.50
Champagne (22kt Gold)	82 424 970-47	522.00
Brushed Champagne (23kt Gold)	82 424 970-46	522.00
Brushed Durabronz (23kt Gold)	82 424 970-28	522.00
Dark Chrome	82 424 970-19	391.60
Brushed Dark Platinum	82 424 970-99	469.70

		EUR
Chrome	10 712 970-00	184.00
Brushed Chrome	10 712 970-93	239.20
Platinum	10 712 970-08	294.30
Brushed Platinum	10 712 970-06	294.30
Champagne (22kt Gold)	10 712 970-47	368.00
Brushed Champagne (23kt Gold)	10 712 970-46	368.00
Brushed Durabronz (23kt Gold)	10 712 970-28	368.00
Dark Chrome	10 712 970-19	276.00
Brushed Dark Platinum	10 712 970-99	275.90



CL.1



CYO



IMO



Lissé



LULU



Madison



MEM



Meta



Tara.



VAIA



Shower



Concealed articles



Miscellaneous



Kitchen

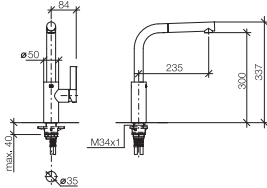
33 840 790



ELIO Single-lever mixer Pull-out

- 235 mm projection
- pivotable spout 360°
- air-enriched flow
- fabric braided hose 1500 mm
- max. flow 8.8 l/min at 3 bar flow pressure
- lead-free

Intrinsic protection against back flow.



Optional miscellaneous

Dispenser without rosette

For details and miscellaneous, see main items



Optional miscellaneous

Strainer waste with control handle

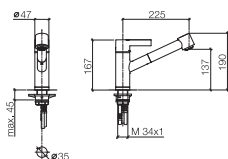
		EUR
Chrome	33 840 790-00	794.30
Brushed Chrome	33 840 790-93	1,032.60
Platinum	33 840 790-08	1,271.10
Brushed Platinum	33 840 790-06	1,271.10
Champagne (22kt Gold)	33 840 790-47	1,588.60
Brushed Champagne (23kt Gold)	33 840 790-46	1,588.60
Brushed Durabronz (23kt Gold)	33 840 790-28	1,588.60
Dark Chrome	33 840 790-19	1,191.50
Brushed Dark Platinum	33 840 790-99	1,191.70

		EUR
Chrome	82 424 970-00	261.00
Brushed Chrome	82 424 970-93	339.30
Platinum	82 424 970-08	417.50
Brushed Platinum	82 424 970-06	417.50
Champagne (22kt Gold)	82 424 970-47	522.00
Brushed Champagne (23kt Gold)	82 424 970-46	522.00
Brushed Durabronz (23kt Gold)	82 424 970-28	522.00
Dark Chrome	82 424 970-19	391.60
Brushed Dark Platinum	82 424 970-99	469.70

		EUR
Chrome	10 712 970-00	184.00
Brushed Chrome	10 712 970-93	239.20
Platinum	10 712 970-08	294.30
Brushed Platinum	10 712 970-06	294.30
Champagne (22kt Gold)	10 712 970-47	368.00
Brushed Champagne (23kt Gold)	10 712 970-46	368.00
Brushed Durabronz (23kt Gold)	10 712 970-28	368.00
Dark Chrome	10 712 970-19	276.00
Brushed Dark Platinum	10 712 970-99	275.90



33 870 760



ENO **Single-lever mixer Pull-out with spray function**

- 225 mm projection
- pivotable spout 130°
- air-enriched flow and spray flow
- fabric braided hose 1500 mm
- max. flow 8.3 l/min at 3 bar flow pressure
- lead-free

Intrinsic protection against back flow.



Optional miscellaneous

Dispenser without rosette

For details and miscellaneous, see main items



Optional miscellaneous

Strainer waste with control handle

		EUR
Chrome	33 870 760-00	672.30
Brushed Chrome	33 870 760-93	874.00
Platinum	33 870 760-08	1,075.70
Brushed Platinum	33 870 760-06	1,075.70
Champagne (22kt Gold)	33 870 760-47	1,344.60
Brushed Champagne (23kt Gold)	33 870 760-46	1,344.60
Brushed Durabronze (23kt Gold)	33 870 760-28	1,344.60
Dark Chrome	33 870 760-19	1,008.50
Brushed Dark Platinum	33 870 760-99	1,008.50

		EUR
Chrome	82 424 970-00	261.00
Brushed Chrome	82 424 970-93	339.30
Platinum	82 424 970-08	417.50
Brushed Platinum	82 424 970-06	417.50
Champagne (22kt Gold)	82 424 970-47	522.00
Brushed Champagne (23kt Gold)	82 424 970-46	522.00
Brushed Durabronze (23kt Gold)	82 424 970-28	522.00
Dark Chrome	82 424 970-19	391.60
Brushed Dark Platinum	82 424 970-99	469.70

		EUR
Chrome	10 712 970-00	184.00
Brushed Chrome	10 712 970-93	239.20
Platinum	10 712 970-08	294.30
Brushed Platinum	10 712 970-06	294.30
Champagne (22kt Gold)	10 712 970-47	368.00
Brushed Champagne (23kt Gold)	10 712 970-46	368.00
Brushed Durabronze (23kt Gold)	10 712 970-28	368.00
Dark Chrome	10 712 970-19	276.00
Brushed Dark Platinum	10 712 970-99	275.90



CL.1



CYO



IMO



Lissé



LULU



Madison



MEM



Meta



Tara.



VAIA



Shower



Concealed articles



Miscellaneous



Kitchen

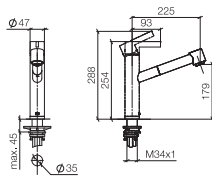
33 875 760



ENO **Single-lever mixer Pull-out with spray function**

- 225 mm projection
- pivotable spout 130°
- air-enriched flow and spray flow
- 1600 mm metal shower hose
- max. flow 9.6 l/min at 3 bar flow pressure
- lead-free

Intrinsic protection against back flow.



Optional miscellaneous

Dispenser without rosette

For details and miscellaneous, see main items



Optional miscellaneous

Strainer waste with control handle

		EUR
Chrome	33 875 760-00	741.70
Brushed Chrome	33 875 760-93	964.20
Platinum	33 875 760-08	1,186.80
Brushed Platinum	33 875 760-06	1,186.80
Champagne (22kt Gold)	33 875 760-47	1,483.40
Brushed Champagne (23kt Gold)	33 875 760-46	1,483.40
Brushed Durabronz (23kt Gold)	33 875 760-28	1,483.40
Dark Chrome	33 875 760-19	1,112.60
Brushed Dark Platinum	33 875 760-99	1,112.70

		EUR
Chrome	82 424 970-00	261.00
Brushed Chrome	82 424 970-93	339.30
Platinum	82 424 970-08	417.50
Brushed Platinum	82 424 970-06	417.50
Champagne (22kt Gold)	82 424 970-47	522.00
Brushed Champagne (23kt Gold)	82 424 970-46	522.00
Brushed Durabronz (23kt Gold)	82 424 970-28	522.00
Dark Chrome	82 424 970-19	391.60
Brushed Dark Platinum	82 424 970-99	469.70

		EUR
Chrome	10 712 970-00	184.00
Brushed Chrome	10 712 970-93	239.20
Platinum	10 712 970-08	294.30
Brushed Platinum	10 712 970-06	294.30
Champagne (22kt Gold)	10 712 970-47	368.00
Brushed Champagne (23kt Gold)	10 712 970-46	368.00
Brushed Durabronz (23kt Gold)	10 712 970-28	368.00
Dark Chrome	10 712 970-19	276.00
Brushed Dark Platinum	10 712 970-99	275.90



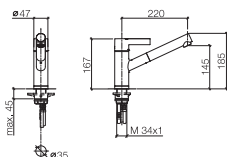
33 840 760



ENO Single-lever mixer Pull-out

- 220 mm projection
- pivotable spout 130°
- air-enriched flow
- fabric braided hose 1500 mm
- max. flow 8 l/min at 3 bar flow pressure
- lead-free

Intrinsic protection against back flow.



Optional miscellaneous

Dispenser without rosette

For details and miscellaneous, see main items



Optional miscellaneous

Strainer waste with control handle

		EUR
Chrome	33 840 760-00	630.80
Brushed Chrome	33 840 760-93	820.00
Platinum	33 840 760-08	1,009.30
Brushed Platinum	33 840 760-06	1,009.30
Champagne (22kt Gold)	33 840 760-47	1,261.60
Brushed Champagne (23kt Gold)	33 840 760-46	1,261.60
Brushed Durabronz (23kt Gold)	33 840 760-28	1,261.60
Dark Chrome	33 840 760-19	946.20
Brushed Dark Platinum	33 840 760-99	946.20

		EUR
Chrome	82 424 970-00	261.00
Brushed Chrome	82 424 970-93	339.30
Platinum	82 424 970-08	417.50
Brushed Platinum	82 424 970-06	417.50
Champagne (22kt Gold)	82 424 970-47	522.00
Brushed Champagne (23kt Gold)	82 424 970-46	522.00
Brushed Durabronz (23kt Gold)	82 424 970-28	522.00
Dark Chrome	82 424 970-19	391.60
Brushed Dark Platinum	82 424 970-99	469.70

		EUR
Chrome	10 712 970-00	184.00
Brushed Chrome	10 712 970-93	239.20
Platinum	10 712 970-08	294.30
Brushed Platinum	10 712 970-06	294.30
Champagne (22kt Gold)	10 712 970-47	368.00
Brushed Champagne (23kt Gold)	10 712 970-46	368.00
Brushed Durabronz (23kt Gold)	10 712 970-28	368.00
Dark Chrome	10 712 970-19	276.00
Brushed Dark Platinum	10 712 970-99	275.90



CL.1



CYO



IMO



Lissé



LULU



Madison



MEM



Meta



Tara.



VAIA



Shower



Concealed articles



Miscellaneous



Kitchen

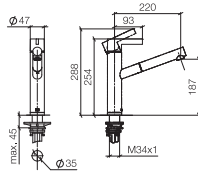
33 845 760



ENO **Single-lever mixer Pull-out**

- 220 mm projection
- pivotable spout 130°
- air-enriched flow
- 1600 mm metal shower hose
- max. flow 10 l/min at 3 bar flow pressure
- lead-free

Intrinsic protection against back flow.



Optional miscellaneous

Dispenser without rosette

For details and miscellaneous, see main items



Optional miscellaneous

Strainer waste with control handle

		EUR
Chrome	33 845 760-00	700.60
Brushed Chrome	33 845 760-93	910.80
Platinum	33 845 760-08	1,120.70
Brushed Platinum	33 845 760-06	1,120.70
Champagne (22kt Gold)	33 845 760-47	1,401.20
Brushed Champagne (23kt Gold)	33 845 760-46	1,401.20
Brushed Durabronz (23kt Gold)	33 845 760-28	1,401.20
Dark Chrome	33 845 760-19	1,050.90
Brushed Dark Platinum	33 845 760-99	1,050.80

		EUR
Chrome	82 424 970-00	261.00
Brushed Chrome	82 424 970-93	339.30
Platinum	82 424 970-08	417.50
Brushed Platinum	82 424 970-06	417.50
Champagne (22kt Gold)	82 424 970-47	522.00
Brushed Champagne (23kt Gold)	82 424 970-46	522.00
Brushed Durabronz (23kt Gold)	82 424 970-28	522.00
Dark Chrome	82 424 970-19	391.60
Brushed Dark Platinum	82 424 970-99	469.70

		EUR
Chrome	10 712 970-00	184.00
Brushed Chrome	10 712 970-93	239.20
Platinum	10 712 970-08	294.30
Brushed Platinum	10 712 970-06	294.30
Champagne (22kt Gold)	10 712 970-47	368.00
Brushed Champagne (23kt Gold)	10 712 970-46	368.00
Brushed Durabronz (23kt Gold)	10 712 970-28	368.00
Dark Chrome	10 712 970-19	276.00
Brushed Dark Platinum	10 712 970-99	275.90



Single-Lever Mixer Profi Fitting

Sieger Design



CL.1



CYO



IMO



Lissé



LULU



Madison



MEM



Meta



Tara.



VAIA



Shower



Concealed articles



Miscellaneous

Detailed product information, documents, dimensional drawings and 3D objects can be found online at www.dornbracht.com.



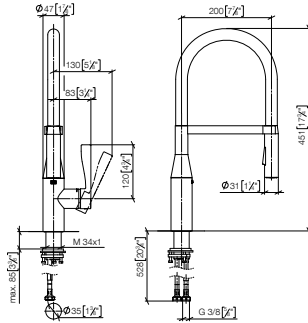
Kitchen

33 865 895

SYNC **Profi single-lever mixer**

- **200 mm projection**
- Flexible silicone hose with large operating range of up to 350 mm
- pivotable 360°
- air-enriched flow and spray flow
- sprayface with anti-scaling system
- max. flow 9.5 l/min at 3 bar flow pressure
- lead-free

Intrinsic protection against back flow.



Optional miscellaneous

Dispenser without rosette

For details and miscellaneous, see main items

		EUR
Chrome	33 865 895-00	1,200.70
Brushed Chrome	33 865 895-93	1,560.90
Platinum	33 865 895-08	1,921.00
Brushed Platinum	33 865 895-06	1,921.00
Champagne (22kt Gold)	33 865 895-47	2,401.40
Brushed Champagne (23kt Gold)	33 865 895-46	2,401.40
Durabron (23kt Gold)	33 865 895-09	2,401.40
Brushed Durabron (23kt Gold)	33 865 895-28	2,401.40
Dark Chrome	33 865 895-19	1,801.10
Brushed Dark Platinum	33 865 895-99	1,800.80
Matte Black	33 865 895-33	1,621.00

Optional miscellaneous

Dispenser without rosette

For details and miscellaneous, see main items

		EUR
Chrome	82 424 970-00	261.00
Brushed Chrome	82 424 970-93	339.30
Platinum	82 424 970-08	417.50
Brushed Platinum	82 424 970-06	417.50
Champagne (22kt Gold)	82 424 970-47	522.00
Brushed Champagne (23kt Gold)	82 424 970-46	522.00
Durabron (23kt Gold)	82 424 970-09	522.00
Brushed Durabron (23kt Gold)	82 424 970-28	522.00
Dark Chrome	82 424 970-19	391.60
Brushed Dark Platinum	82 424 970-99	469.70
Matte Black	82 424 970-33	352.30



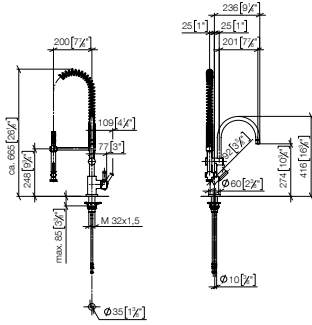
Optional miscellaneous

Strainer waste with control handle

		EUR
Chrome	10 712 970-00	184.00
Brushed Chrome	10 712 970-93	239.20
Platinum	10 712 970-08	294.30
Brushed Platinum	10 712 970-06	294.30
Champagne (22kt Gold)	10 712 970-47	368.00
Brushed Champagne (23kt Gold)	10 712 970-46	368.00
Durabron (23kt Gold)	10 712 970-09	368.00
Brushed Durabron (23kt Gold)	10 712 970-28	368.00
Dark Chrome	10 712 970-19	276.00
Brushed Dark Platinum	10 712 970-99	275.90
Matte Black	10 712 970-33	248.50



33 880 888



TARA **Profi single-lever mixer**

- 200 mm projection
- pivotable spout 360°
- air-enriched flow and spray flow
- sprayface with anti-scaling system
- max. flow 7 l/min at 3 bar flow pressure
- lead-free

Intrinsic protection against back flow.



Optional miscellaneous

Dispenser with rosette

		EUR
Chrome	33 880 888-00	1,714.80
Brushed Chrome	33 880 888-93	2,229.20
Platinum	33 880 888-08	2,743.70
Brushed Platinum	33 880 888-06	2,743.70



Optional miscellaneous

Strainer waste with control handle

		EUR
Chrome	82 444 970-00	284.30
Brushed Chrome	82 444 970-93	369.60
Platinum	82 444 970-08	454.90
Brushed Platinum	82 444 970-06	454.90

		EUR
Chrome	10 710 970-00	184.00
Brushed Chrome	10 710 970-93	239.20
Platinum	10 710 970-08	294.30
Brushed Platinum	10 710 970-06	294.30



CL.1



CYO



IMO



Lissé



LULU



Madison



MEM



Meta



Tara.



VAIA



Shower



Concealed articles



Miscellaneous



Kitchen

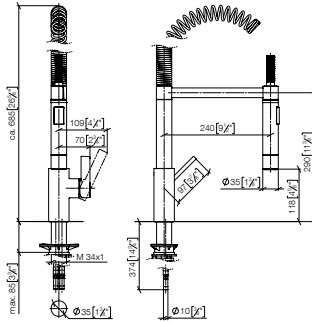
33 860 875

TARA ULTRA

Profi single-lever mixer

- 240 mm projection
- pivotable 360°
- air-enriched flow and spray flow
- sprayface with anti-scaling system
- max. flow 8 l/min at 3 bar flow pressure
- lead-free

Intrinsic protection against back flow.



Optional miscellaneous

Dispenser without rosette

For details and miscellaneous, see main items



Optional miscellaneous

Strainer waste with control handle

		EUR
Chrome	33 860 875-00	1,444.90
Brushed Chrome	33 860 875-93	1,878.40
Platinum	33 860 875-08	2,311.80
Brushed Platinum	33 860 875-06	2,311.80

		EUR
Chrome	82 424 970-00	261.00
Brushed Chrome	82 424 970-93	339.30
Platinum	82 424 970-08	417.50
Brushed Platinum	82 424 970-06	417.50

		EUR
Chrome	10 712 970-00	184.00
Brushed Chrome	10 712 970-93	239.20
Platinum	10 712 970-08	294.30
Brushed Platinum	10 712 970-06	294.30





CL.1



CYO



IMO



Lissé



LULU



Madison



MEM



Meta



Tara.



VAIA



Shower



Concealed articles



Miscellaneous



Kitchen

Miscellaneous



Detailed product information, documents, dimensional drawings and 3D objects can be found online at www.dornbracht.com.

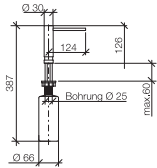
82 424 970

Miscellaneous

Dispenser without rosette

- 124 mm projection
- 500 ml bottle
- can be filled from the top
- rotating pump head
- width 30 mm

Goes with ELIO, ENO, META SQUARE, SYNC, TARA ULTRA and MEM



		EUR
Chrome	82 424 970-00	261.00
Brushed Chrome	82 424 970-93	339.30
Platinum	82 424 970-08	417.50
Brushed Platinum	82 424 970-06	417.50
Champagne (22kt Gold)	82 424 970-47	522.00
Brushed Champagne (23kt Gold)	82 424 970-46	522.00
Durabrass (23kt Gold)	82 424 970-09	522.00
Brushed Durabrass (23kt Gold)	82 424 970-28	522.00
Dark Chrome	82 424 970-19	391.60
Brushed Dark Platinum	82 424 970-99	469.70
Matte Black	82 424 970-33	352.30

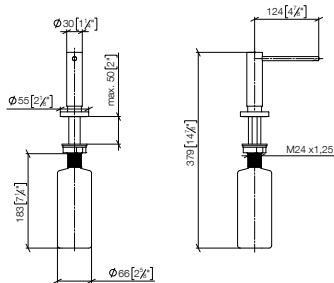
82 444 970

Miscellaneous

Dispenser with rosette

- 124 mm projection
- 500 ml bottle
- can be filled from the top
- rotating pump head

Goes with ELIO, MEM, META SQUARE, TARA and TARA ULTRA



		EUR
Chrome	82 444 970-00	284.30
Brushed Chrome	82 444 970-93	369.60
Platinum	82 444 970-08	454.90
Brushed Platinum	82 444 970-06	454.90
Champagne (22kt Gold)	82 444 970-47	568.60
Brushed Champagne (23kt Gold)	82 444 970-46	568.60
Durabrass (23kt Gold)	82 444 970-09	568.60
Brushed Durabrass (23kt Gold)	82 444 970-28	568.60
Dark Chrome	82 444 970-19	426.50
Brushed Dark Platinum	82 444 970-99	426.50
Matte Black	82 444 970-33	383.80



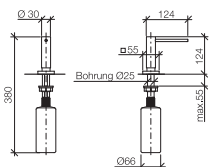
82 439 970

Miscellaneous

Dispenser with rosette

- 124 mm projection
- 500 ml bottle
- can be filled from the top
- rotating pump head

Goes with LOT



		EUR
Chrome	82 439 970-00	325.20
Brushed Chrome	82 439 970-93	422.80
Platinum	82 439 970-08	510.10
Brushed Platinum	82 439 970-06	510.10
Champagne (22kt Gold)	82 439 970-47	650.40
Brushed Champagne (23kt Gold)	82 439 970-46	650.40
Durabronz (23kt Gold)	82 439 970-09	650.40
Brushed Durabronz (23kt Gold)	82 439 970-28	650.40
Dark Chrome	82 439 970-19	487.80
Brushed Dark Platinum	82 439 970-99	585.50

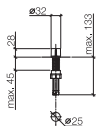
10 712 970

Miscellaneous

Strainer waste with control handle

- control for single basin
- including adapter for Bowden cable

Goes with ELIO, ENO, META SQUARE, SYNC, TARA ULTRA and MEM



		EUR
Chrome	10 712 970-00	184.00
Brushed Chrome	10 712 970-93	239.20
Platinum	10 712 970-08	294.30
Brushed Platinum	10 712 970-06	294.30
Champagne (22kt Gold)	10 712 970-47	368.00
Brushed Champagne (23kt Gold)	10 712 970-46	368.00
Durabronz (23kt Gold)	10 712 970-09	368.00
Brushed Durabronz (23kt Gold)	10 712 970-28	368.00
Dark Chrome	10 712 970-19	276.00
Brushed Dark Platinum	10 712 970-99	275.90
Matte Black	10 712 970-33	248.50

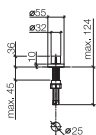
10 710 970

Miscellaneous

Strainer waste with control handle

- control for single basin
- including adapter for Bowden cable

Goes with ELIO, MEM, META SQUARE, TARA and TARA ULTRA



		EUR
Chrome	10 710 970-00	184.00
Brushed Chrome	10 710 970-93	239.20
Platinum	10 710 970-08	294.30
Brushed Platinum	10 710 970-06	294.30
Champagne (22kt Gold)	10 710 970-47	368.00
Brushed Champagne (23kt Gold)	10 710 970-46	368.00
Durabronz (23kt Gold)	10 710 970-09	368.00
Brushed Durabronz (23kt Gold)	10 710 970-28	368.00
Dark Chrome	10 710 970-19	276.00
Brushed Dark Platinum	10 710 970-99	275.90
Matte Black	10 710 970-33	248.50



CL.1



CYO



IMO



Lissé



LULU



Madison



MEM



Meta



Tara.



VAIA



Shower



Concealed articles



Miscellaneous



Kitchen

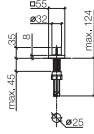
10 711 970

Miscellaneous

Strainer waste with control handle

- control for single basin
- including adapter for Bowden cable


Goes with LOT



		EUR
Chrome	10 711 970-00	184.00
Brushed Chrome	10 711 970-93	239.20
Platinum	10 711 970-08	294.30
Brushed Platinum	10 711 970-06	294.30
Champagne (22kt Gold)	10 711 970-47	368.00
Brushed Champagne (23kt Gold)	10 711 970-46	368.00
Durabrass (23kt Gold)	10 711 970-09	368.00
Brushed Durabrass (23kt Gold)	10 711 970-28	368.00
Dark Chrome	10 711 970-19	276.00
Brushed Dark Platinum	10 711 970-99	275.90
Matte Black	10 711 970-33	248.50



General Information



Representatives in other countries

Europe

AT Dornbracht Austria GmbH	IZ. NÖ-Süd, Straße 7 Objekt 58 D, Top 6 2355 Wiener Neudorf (AT)	Phone +43 1 417 06 90	E-Mail at@dornbracht.com
BE Dornbracht B.V.	Rivium Boulevard 21 2909 LK Capelle aan den IJssel	Phone +32 (0)53 81 02 78 (NL) Phone +32 (0)53 81 02 79 (FR)	E-Mail bnl@dornbracht.com
CH Dornbracht Schweiz AG	Postfach, 4663 Aarburg Showroom: Letziweg 9, 4663 Aarburg	Phone +41 (0) 62 787 20 30	Fax +41 (0) 62 787 20 40 E-Mail ch@dornbracht.com
CZ, SK Katja Kramárová	Wiesenthalova 8 155 00 Praha 5	Mobile +420 724 207 528	E-Mail kramarova@dornbrachgroup.cz
DE, LU Dornbracht Deutschland GmbH & Co. KG	Köbbingser Mühle 6 D-58640 Iserlohn	Phone +49 (0) 2371 8899 950	Fax +49 (0) 2371 433-2345 E-Mail: mail@dornbracht.com
ES Dornbracht España S.L.	Joaquim Molins 5-7, 1º 4ª 08028 Barcelona (Spain)	Phone +34 932 723 910	E-Mail iberia@dornbracht.com
FR Dornbracht France SARL	3 rue de Téhéran 75008 Paris	Phone +33 (0) 1 40 21 10 70	E-Mail Général fr@dornbracht.com E-Mail SAV / Technique service.fr@dornbracht.com
GR Ioannis Makris	Athens, Greece	Phone +306958451722	E-Mail IMakris@dornbracht.com
HU Z-A Design Stúdió Kft.	Kondor Béla utca 2/2 2000 Szentendre	Phone +36 26 381553 Mobile +36 70 775 0954	Fax +36 26 381553 E-Mail dornbracht@zadesign.hu
IT Dornbracht Italia s.r.l.	Via Morimondo 2/5 20143 Milano	Phone +39 02 81 83 43 1	E-Mail it@dornbracht.com
LT, EE, LV Arunas Jazukevicius	Sv.Gertrudos g. 68/5 LT-44269 Kaunas / Lithuania	Phone +370 686 303 13	E-Mail arunas.jazukevicius@burgbad-baltics.com
NL Dornbracht B.V.	Rivium Boulevard 21 2909 LK Capelle aan den IJssel	Phone +31 (0) 10 52 43 400	E-Mail bnl@dornbracht.com
PL Honorata Broniowska	ul. Janockiego 41 66-400 Gorzow Wlkp.	Phone +48 (0) 95-728 261 7 Mobile +48 (0) 602471319	E-Mail biuro@dornbrachgroup.pl
PT Gama Uno	Rua da Cruz, 86 2565-031 Campelos	Phone +351 261 430 070	Fax +351 261 430 079 E-Mail gamauno@gamauno.pt
RO, BG, MD Reallize Consult SRL	Strada Varful Inalt 75 013132 Bucharest (RO)	Phone +40 21 528 03 91 Mobile +40 722 654 654	E-Mail office@reallize.ro
RU, BY, KZ OSA GmbH & Co. KG	Panfilovskiy pereulok 5 121099 Moscow	Phone +7 (499) 241 8259	E-Mail osa@o-s-a.de
DK, SE, NO, FI, IS Dornbracht Nordic A/S	Masteskurene, Skur 7 Galionsvej 33 1437 Köpenhamn K (DK)	Phone +45 8987 7150	Customer Service E-Mail nordic@dornbracht.com
SI, HR Leon Ladic s.p.	Nikova ulica 10 2000 Maribor	Phone +386 51 387 458	E-Mail leon.ladic@gmail.com
SRB, BiH, MNE, MK DOZEN Stars d.o.o.	Nenad Djukic Omladinskih Brigada 90A Airport City Belgrade 11070 Belgrade (SRB)	Phone +381 (11) 6555120 +381 (11) 6555119 +381 (11) 6555118	Fax +381 (11) 22 83 966 E-Mail nenad@dozenstars.com E-mail zoja@dozenstars.com
AM, AZ, GE, GR, KG, TJ, TR, TM, UZ, Northern Cyprus Dornbracht Turkey/ Central Asia	Regus Maslak Orjin Orjin Maslak İş Merkezi, Eski Büyükdere Cad. No: 27, Zemin Kat Maslak Sarıyer 34485 İstanbul (TR)	Phone +90 (0) 212 284 9495	E-Mail tr@dornbracht.com
UA Olena Khelemendik	24/1 Levka Matsievich str., ap.1 UA-03151 Kyiv	Phone +38 (044) 244 76 82	E-Mail office@helena.com.ua
UK, IE Dornbracht UK Ltd.	Unit 8 Bow Court Fletchworth Gate, Coventry CV5 6SP	Phone +44 (0) 2476 717 129	Fax +44 (0) 2476 718 907 E-Mail gb@dornbracht.com

Representatives in other countries

Americas

US, CA, Central America, South America Dornbracht Americas Inc.	1700 Executive Drive South, Suite 600 Duluth, GA 30096 (US)	Phone +1 800-774-1181 +1 770-564-3599	Fax +1 800-899-8527 E-Mail americas@dornbracht.com
---	--	--	---

Mexico German Concepts S.A. de C.V. Dornbracht Americas Inc.	Presas No 3 Nave 1 Col.Santiago Occipacco Naucalpan de Juarez Edo Mex C.P. 53250 1700 Executive Drive South, Suite 600 Duluth, GA 30096 (US)	Phone +52 (55) 53 43 84 50 Phone +1 800-774-1181 +1 770-564-3599	Fax +52 (55) 53 43 90 97 E-Mail rmijares@germanconcepts.com.mx Fax +1 800-899-8527
---	--	--	---

Asia Pacific

HK/MAC, JP, KR, TW, NZ, AUS Dornbracht Asia Pacific Ltd.	Room 1305 & 1307, Sino Favour Centre, 1 On Yip Street Chai Wan (HK)	Phone +852 2505 6254	Fax +852 2505 9722 E-Mail mail@dornbracht.com
--	---	----------------------	--

SG, MY, ID, PH, TH, VN, KH, MM, MV Dornbracht South East Asia Pte. Ltd.	No. 600 North Bridge Road #23-01 Parkview Square Singapore 188778	Phone +65 9118 8658	E-Mail sea@dornbracht.com
---	--	---------------------	---------------------------

CN Dornbracht (Shanghai) Commercial Ltd.	Unit 3-1, No. 2937 Longteng Avenue Xuhui District, Shanghai Shanghai 200030	Phone +86 (0) 21-6360 6930 +86 (0) 21-5150 6775	Fax +86 (0) 21-6361 4155 E-Mail cn@dornbracht.com
---	---	--	--

IN Dornbracht India Pvt. Ltd.	1102, Wing-A, Cello Triumph, I.B. Patel road Opp. Laghu Udyog, Goregaon (East), Mumbai-400063	Phone +91 22 26853900 +91 22 26853912	Fax +91 22 26853900 E-Mail in@dornbracht.com
---	--	--	---

Middle East

AE, BH, EG, IQ, JO, KW, LB, OM, PK, QA, SA, SY, YE Dornbracht Group International GmbH - Rep. Office	PO Box 114268 Dubai (UAE)	Phone +971 4 380 6611	Fax +971 4 380 6606 E-Mail middleeast@dornbracht.com
---	------------------------------	-----------------------	---

Services

Sales team

Personal advice and guidance on all commercial matters.
Intensive support covering every aspect of selling.

Phone +49 (0) 2371 433-460 Fax +49 (0) 2371 433-135
Fax +49 (0) 2371 433-5506
Fax +49 (0) 2371 433-5507
E-Mail mail@dornbracht.com

x-tra Service

Individual made-to-order productions and special finishes to suit your need.

Phone +49 (0) 2371 433-460 E-Mail mail@dornbracht.com

Spare part service

Phone +49 (0) 2371 433-460 E-Mail mail@dornbracht.com

You can contact our Service Centre from Monday to Thursday between 07:00 to 18:00 and on Fridays between 07:00 and 15:30.

Terms and Conditions of Sale, Delivery and Payment

1. General

1.1. The following terms apply exclusively to all our quotations, sales and deliveries both now and in the future. We do not accept purchasers' terms of business which conflict with or differ from our Terms and Conditions unless we have expressly agreed to them in writing. This also applies in cases where we execute in the knowledge of the conflicting or differing Terms and Conditions of the purchaser or a third party delivery to the purchaser unconditionally or refer to a letter or document of the purchaser containing conflicting or differing Terms and Conditions of the latter or of a third party or refer to them without objecting to the Terms and Conditions concerned. Differing arrangements apply only to a specific contract and not to subsequent contracts, save where expressly otherwise agreed.

1.2. All agreements, subsidiary agreements and contractual amendments must be made in writing. To be effective, verbal or written agreements deviating from our contractual conditions and/or the order confirmation must be approved by the proper number of directors or authorised officers. Our office staff or field staff are not authorised to make differing agreements or grant special conditions.

2. Information, advice

Information and advice given on our products are based on our previous experience. The figures quoted are average values found. Information and advice do not obviate the need for acceptance tests on goods supplied or compliance with processing instructions. Information given verbally is not binding.

3. Quotation, contract signature

3.1. Our quotations are made without engagement. A supply contract or other contract becomes binding on us only when we have confirmed the customer's order or other order in writing or have delivered the goods.

3.2. Samples and specimens are supplied without engagement for inspection purposes. A purchase according to sample and/or specimen is subject to commercially acceptable deviations or those falling within normal manufacturing tolerances. Unless expressly specified in the order confirmation, the supply of patterns or samples does not constitute a guarantee of quality or service life.

3.3. Samples and specimens must be returned to us in perfect condition within 4 weeks. If they are not returned within this period we shall be entitled to charge the list purchase price. Price lists are available on request at any time.

3.4. Save where expressly otherwise agreed, the information provided by us in text or illustrated form (e.g. descriptions, illustrations or drawings) in catalogues, brochures or other publications conclusively define the quality of the goods we supply and their potential applications. The information we provide is not a guarantee of service life or quality and corresponds to our current state of knowledge. We accept no liability for successful use.

4. Prices

4.1. All prices agreed are net exclusive of VAT, which the purchaser must pay at the relevant statutory rate.

4.2. A minimum quantity surcharge of € 5.00 will be made on orders with a net merchandise value of under € 50.00.

4.3. If there is any increase in our sundry material procurement costs, energy costs or labour costs/incidental wage costs between the date of order confirmation and the date of delivery, we shall be entitled to adjust the agreed price accordingly. The purchaser will be entitled to cancel the contract with immediate effect if the price rise exceeds 5 %, but no later than within 10 days of the price increase becoming known to purchaser.

5. Delivery

5.1. The delivery periods will begin on the date of our order confirmation, but not before any agreed down payment has been received, all of the purchaser's other obligations have been duly and punctually fulfilled and not before all the order details have been finally clarified, the requisite certificates procured and/or all necessary documents provided. The delivery period

is deemed to have been met if the goods have left our factory or warehouse before this period has expired, or have been notified as ready for delivery but cannot then be forwarded on time for reasons beyond our control. Delivery dates are deemed to be approximate where there is no provision to the contrary and do not constitute a fixed transaction without a specific agreement to this effect. The purchaser is to inform us no later than at the time of conclusion of contract of any contractual default penalties that may be due vis-à-vis his customer in case of late delivery. Without such prior notification, the purchaser may not assert vis-à-vis us any claims arising from contractual default penalties he may incur.

5.2. When a delivery date not expressly designated as „fixed“ in the order confirmation is overrun, the purchaser may set a reasonable extension period for delivery. We can only be in default on expiry of this extension period.

5.3. Without prejudice to our rights arising from delays in payment by the purchaser, delivery dates will be extended by the period of time that the purchaser fails to honour his obligations towards us.

5.4. We reserve the right to make proper and timely self-supply if irregular self-supply is beyond our control.

5.5. Unforeseen, exceptional circumstances beyond our control such as strikes, lock-outs and other industrial action, operational breakdown e.g. due to fire and similar occurrences, difficulties in the sourcing of materials and energy, lack of labour resources, energy and raw materials, government action, transport disruption, difficulties in the obtaining of permits with specific regard to import and export licences or other instances of force majeure beyond our control and area of influence, irrespective of whether we or our suppliers are affected by such circumstances or whether they occur during an ongoing delay, the period of delivery is to be extended by the duration of the disruption in addition to a reasonable start-up period. Should the delay/disruption not be of a temporary nature and should delivery subsequently become impossible or compliance with the contract unreasonable for one party as a result, either party will be entitled to terminate the contract. Claims for compensation are excluded in such cases where neither party is to blame.

5.6. Our liability for loss due to delay arising from slightly negligent breach of duty is excluded, save where the breach of duty results in damage to life, limb or health. A change in the burden of proof to the disadvantage of the purchaser has no connection with this provision.

5.7. Should liability for loss due to delay arise not only from slightly negligent breach of duty, the purchaser may, insofar as he proves the existence of damage due to delay and subject to the exclusion of further claims, only claim compensation amounting to 0.5 % for each full week of delay, up to a maximum of 5 % in total, of the value of that part of the total delivery which owing to the delay could not be used on time or for its contractual purpose.

5.8. We shall be entitled to make part deliveries where acceptable to the purchaser. Part deliveries may be invoiced separately.

6. Forwarding, passage of risk

6.1. Delivery will be ex works (Iserlohn) unless otherwise agreed. If Incoterms have been agreed as delivery terms, the version applicable on the date of contract signature shall apply.

6.2. If at the purchaser's request the goods have been forwarded to a place other than the place of performance, the purchaser will meet all the costs thereby incurred. The choice of transit route and carrier will be at our discretion. We and the carrier must be notified in writing by the purchaser of the type and extent of any transit damage immediately on receipt of the goods. Goods will only be insured against damage, loss or breakage in transit at the purchaser's express request and at his expense.

6.3. Forwarding and transportation are always at the purchaser's risk when goods are supplied ex works. This is also applicable if we make delivery to a third party (drop shipment deliveries) and when goods or empties (reusable packaging) are returned. Even when part deliveries are made, the risk will pass to the purchaser as soon as the consignment has been transferred to the carrier or has left our warehouse for forwarding or, in the case of delivery ex works, has left our plant.

6.4. For drop shipment deliveries we add a surcharge of 10% on the net value of the goods.

6.5. If forwarding is delayed due to circumstances for which the purchaser is responsible, or if the purchaser himself is arranging transportation, the risk will pass to the purchaser on notification that the goods are ready for dispatch. The purchaser must meet storage charges incurred after the passage of risk. The monthly storage charge for goods stored to our factory or warehouse will be 0.5% of the invoiced amount. We reserve the right to make higher storage charges subject to proof. Once a reasonable period of time has elapsed to no effect, we shall be entitled to otherwise dispose of the goods and to supply the purchaser within a reasonably extended period.

7. Payment

7.1. Payment must be made in Euro (€) and must be free of charges and postage. It must be remitted only to the bank indicated by us. Checks will only be valid as payment after encashment and are accepted without obligation for due presentation and protestation.

7.2. Unless expressly otherwise agreed, invoices must be paid within 10 days of the invoice date at a 2 % discount and within 30 days of the invoice date with no deduction. There will be no discount entitlement if previous outstanding invoices remain unpaid.

7.3. When the period allowed for payment has been exceeded we shall be entitled to charge interest at 8 % p.a. above the basic interest rate (Section 247 of the German Civil Code [BGB]). All our outstanding accounts will also become due immediately.

7.4. The offsetting of any counterclaims by the purchaser is permissible only if such counterclaims are undisputed or established in law. The purchaser may at most withhold a sum amounting to three times the cost of subsequent performance due to deficiency. When exercising his right of retention the purchaser agrees to pay us security of our choice to the amount of the unpaid portion by bank guarantee or by depositing it with a notary of his choosing, whichever we choose.

8. Reservation of title

8.1. All goods delivered shall remain our property (reserved-title goods) pending settlement of all outstanding accounts on any legal grounds whatsoever, including all future and conditional claims arising from contracts signed simultaneously or subsequently. The same shall apply if payments are made on specially designated accounts outstanding. Should there be justifiable grounds for assuming that a purchaser is unable to pay or that such inability is impending, we shall be entitled to terminate the contract without notice and to demand restitution of the goods.

8.2. Reserved-title goods are manufactured and processed on our behalf as manufacturers in accordance with Section 950 BGB without incurring any obligation on our part. Processed goods are deemed to be reserved-title goods as defined in para. 8.1. If the reserved-title goods are processed, interconnected, mingled or mixed with supplied goods by the purchaser, we shall be entitled to co-ownership of the new goods to the ratio of the invoice value of the reserved-title goods. Should our title cease as a result of the combination or inclusion, the purchaser agrees with immediate effect to assign to us his title or expectant rights in the new goods or object to the extent of the invoice value of the reserved-title goods and to retain same on our behalf at no charge. The co-ownership rights at issue shall be deemed to be reserved-title goods as defined in para. 8.1.

8.3. The purchaser may sell on, process or combine the reserved-title goods with other items or otherwise install them (resale) only as part of his normal business operations and as long as he is not in default. He shall not be entitled to dispose of the reserved-title goods in any other manner. We must be informed immediately of any third party seizure or other access to the reserved-title goods.

8.4. The purchaser agrees with immediate effect to assign to us his claims arising from the resale of the reserved-title goods. These rights shall be considered as security to the same extent as the reserved-title goods. The purchaser will only be entitled and authorised to resell on the assurance that the claims thereby owed him are transferred to us.

8.5. If the reserved-title goods are sold by the purchaser at an inclusive price together with third-party

goods, the claims arising from the sale shall be assigned to us in the same ratio as the invoice value of our reserved-title goods sold in each case.

8.6. If the claim assigned is included in a current account, the purchaser hereby assigns to us a part of the balance corresponding to the amount of this claim inclusive of the final balance from the current account.

8.7. The purchaser will be entitled to collect the claim assigned us until such time as we revoke. We shall be entitled to revoke if the purchaser fails to meet his payment obligations arising from the business transactions with us or if we become aware of circumstances likely to substantially lessen the purchaser's credit worthiness. If the conditions are such that we wish to exercise our right to revoke, the purchaser must on request inform us forthwith of the claims assigned and the debtors thereof, provide all the information necessary to collect the debt, hand over the associated documents to us and notify the debtor of the assignment. The buyer is not authorised to assign any claims, not even on the basis of our direct debit authorisation.

8.8. Should the realizable value (invoice amount of goods or nominal amount of the receivables) exceed 50% of the securities existing for us, we are obliged to release securities of our own choice upon the purchaser's demand.

8.9. Our assertion of reservation of title shall not constitute revocation of the contract unless we expressly state this in writing. The purchaser's right to own the reserved-title goods shall lapse if he fails to perform his obligations under this or any other contract.

9. Liability for faulty goods

9.1. We do not accept liability for unsuitable or improper use, particularly excessive loading, faulty assembly or faulty operation by the purchaser or third parties, natural wear and tear, faulty or negligent usage or handling, particularly by untrained staff.

9.2. The purchaser agrees to inspect deliveries carefully for completeness and adequacy immediately on receipt – even if patterns or samples were previously supplied. The delivery is deemed to have been accepted if a deficiency has not been reported to us by letter, telex or fax within 10 working days of the goods arriving at their destination, or, if the deficiency could not be found during proper inspection, within 10 working days of discovering same. This also applies to multiple deliveries. A multiple delivery is deemed to have been accepted if no complaint is lodged within 10 days of the goods arriving at their destination. Our field staff are not authorised to acknowledge quantity or deficiency complaints.

9.3. A purchaser accepting faulty goods knowing them to be defective shall only be entitled to the claims and rights in respect of deficiencies if he reserves the right to these by reason of deficiency on acceptance.

9.4. We guarantee to meet the purchaser's claims for defective goods for a period of two years, starting with the date of each delivery. This will not affect liability for defects in title under statutory regulations. The liability for losses contingent on defects shall be governed by para. 10.

9.5. Where there are grounds for complaint, the purchaser will initially only have a claim to subsequent performance which we may effect as we deem fit, either by repair or by supplying a defect-free item. If subsequent performance fails or is unacceptable or dispensable to the purchaser (Section 440 BGB), the purchaser will have the right to reduce the purchase price or, if he so chooses, to revoke the contract or to demand damages in place of performance or reimbursement of wasted expenditure in accordance with para. 10 because

- a) we finally refuse subsequent performance,
- b) we do not effect subsequent performance on a contractually agreed date or within a specific period and in the contract the purchaser has bound the continuance of his interest in performance to the timely delivery of performance,
- c) there are special circumstances which justify immediate cancellation on a consideration of the interests of both parties (Section 323 para. 2 BGB).

9.6. Where we deem it necessary to effect repairs or replacement deliveries, the purchaser shall allow us sufficient time and opportunity for such repairs or

replacement deliveries, otherwise our liability for the deficiency shall be deemed to have been discharged. Only in urgent cases of risk to operating safety or to avert considerable damage, in which case we must be informed immediately, or when we are late in rectifying the defect shall the purchaser have the right to remedy the defect himself or have it remedied by a third party and to demand compensation of the requisite cost from us.

9.7. Our manufacturer's warranty is regulated in the respective applicable warranty conditions. You can find it under www.dornbracht.com.

10. Liability for damages

10.1. We accept liability for damages arising from injury to life, limb or health and in accordance with the Product Liability Act pursuant to the relevant statutory provisions.

10.2. Our liability for breach of duty and our non-contractual liability shall, moreover, be limited to malicious intent and gross negligence. Liability for gross negligence by our non-senior employees, staff and vicarious agents is hereby limited to the level of contractually typical, foreseeable damage, the occurrence of which we could have expected at the time of conclusion of contract on the basis of the circumstances known to us at the given time to the exclusion of damage not incurred directly by the object of delivery such as and above all the lack of economic success, lost profit, indirect damage, consequential damage due to a given defect and third-party claims.

10.3. The above limitation of liability pursuant to para. 10.2. does not apply to the breach of duties material to contract (cardinal duties). The latter are those duties compliance with which permits proper and due fulfillment of contract at all and in the compliance with which the contracting party trusts and is entitled to trust. In this case, even in the event of slight negligence, we shall be liable for our own negligence and that of our employees, staff or vicarious agents, limited however to the level of contractually typical, foreseeable damage, the occurrence of which we could have expected at the time of conclusion of contract on the basis of the circumstances known to us at the given time.

10.4. The above limitations on liability apply equally to claims for the reimbursement of wasted expenditure (Section 284 BGB).

10.5. Claims against us for damages on any legal grounds whatsoever shall become statute-barred within two years of the statutory commencement of the limitation period.

10.6. A shift in the burden of proof to the disadvantage of the purchaser is not connected with the above provisions.

11. Returned goods

The reconsignment of goods sold or the reversal of the contract are only admissible in exceptional cases and upon our explicit prior consent, except in the cases stated in these Terms and Conditions. Goods sent back without our consent will be rejected, respectively returned to the Buyer freight forward. Reconsigned goods as described above always go at the Buyer's risk and account. When reimbursing the value of reconsigned goods, we will charge handling expenses amounting to 25% of the net value of the goods and make deductions according to the usability of the goods.

12. Data Protection / Confidentiality Agreement

12.1. We process and use personal data under consideration of applicable data protection law. The processing and use is effected for the purpose of fulfillment of our services rendered to the purchaser. In this context it might be necessary to transfer the data to third parties, for example to the data processing center being employed by us, logisticians or collection agencies. Furthermore, an exchange of data might occur within our company group. If necessary, we will obtain the required consent for the processing of the data from the purchaser. Further information with regard to the handling of data can be gathered from our data protection policy which is available in the internet under www.dornbracht.com. In addition, our data protection officer will be at your disposal for any questions.

12.2. The purchaser is obliged to keep the content of our offer / the agreement or other confidential

information respectively company and business secrets in strict confidence. Those information may only be disclosed to third parties if this is legally compulsory or if we have given our prior written consent. Information known to the purchaser prior to the receipt of our offer or publicized prior to or after conclusion of the contract without our or the purchaser's involvement are not regarded as confidential information.

13. Place of performance, court of jurisdiction, applicable law

13.1. The place of performance for the obligations of either party under this contract shall be Iserlohn.

13.2. Any disputes involving registered merchants shall exclusively be settled before a competent court of law having jurisdiction for our headquarters. We shall, however, be entitled to bring an action against the purchaser at another legal place of jurisdiction.

13.3. The relationship between ourselves and the purchaser shall be governed by German law to the exclusion of the United Nations Convention on the International Sale of Goods (CISG) and the provisions of international patent law.

13.4. Should subsequent circumstances cause individual provisions of these Terms and Conditions to be or become invalid, this shall not affect the validity of the remaining provisions.

Issued November 2021

With customised productions, there is almost no limit to individuality

Thanks to our wide selection of design series and finishes, you have the opportunity to design creative bathroom projects under the Dornbracht promise of stylish and functional durability.

If you want your project to be even more unique, then our x-tra Service is at your disposal. We have a team of specialists that loves new challenges and has an almost infinite number of ways to match your imagination and creativity. Form, material, finish, colour and technology are skilfully mastered. We are only satisfied once your dream is fulfilled in a quality that does justice to our shared aspiration.

x-tra Service

Individual environments call for individual solutions. This is why we offer a variety of solutions. We have been developing tailor-made solutions for our customers for almost 70 years – even going as far as one-off productions. “Everything from a single source” is our motto. This is why our range of services includes adapting dimensions (such as extending spouts), made-to-order productions, customised finishes and the use of special materials, as well as customised manufacturing.

Range of services:

Product:

- Modifying product dimensions
- Modifying functionality
- Customised design

Finish:

- Individual finishes
- Special materials
- Identification and labelling

Overview of
x-TRA Service
accomplishments
inside.

x-tra Service

Are you interested in
a unique solution? We
look forward to your call
or message to our
Customer Service.



> MEM fitting with mother-of-pearl handles:
a customised production in collaboration
with Nature Squared.

x-tra Service – Range of services



Modifying product dimensions

Modifications of product dimensions if, during the planning of a bathroom or kitchen, it turns out that the standard fitting does not fit perfectly into the architecture, our x-tra Service can produce individual fittings for almost every series.

> Dornbracht IMO
Individual adaptation of a wall-mounted basin mixer



Modifications of Product

Performance for special requirements, modifying the function of a product. For example, the flow rate of the water in wash basin fittings can be pre-defined.

> Dornbracht Performance
Example of the different flow modes



Custom Manufacturing

Our technical system components provide the platform for bespoke products. Thus, even in this exclusive area, you can rely on the technical performance to reword this sentence as it does not make a lot of sense.

> Dornbracht TARA.
Deck valve in 3D-printed metal

Custom Finishing

The possibilities that we achieve with our electroplating technology, PVD processes, powder and lacquer coating and water transfer printing are almost unlimited in terms of colour and structure.

> Dornbracht Finishing
Some examples of the different finishes



Special Materials

Products can be enhanced with unique materials such as glass, wood, stone, seashells, and even leather.

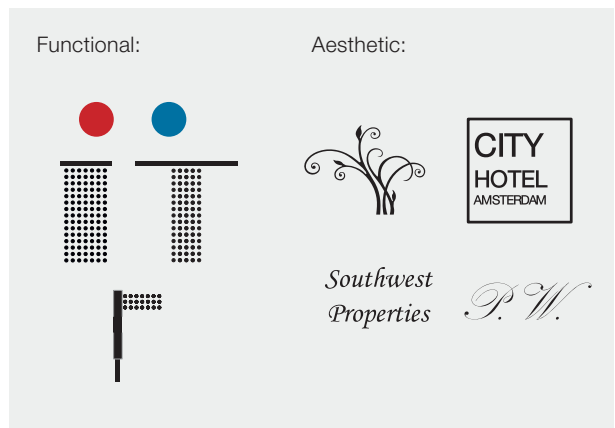
> Dornbracht MEM
Mother-of-pearl handles: a customised production in collaboration with Nature Squared.



Signage

With our signage service, we mark functionally relevant details or add aesthetic decors or your logo to our products. This can be implemented independent of quantity.

> Logos
Examples of individual labelling and logos



Dornbracht AG & Co. KG
Köbbingser Mühle 6
D-58640 Iserlohn
Phone +49 (0) 2371 433-460
Fax +49 (0) 2371 433-135
mail@dornbracht.com
dornbracht.com



03.2023

